



CHAMPAIGN-URBANA MASS TRANSIT DISTRICT BOARD MEETING

AGENDA

Wednesday, September 28, 2016 – 3:00 p.m.

South Banquet Rm, 4th Floor, Illinois Terminal
45 East University Avenue, Champaign

Board of Trustees:

Linda Bauer – Chair
Bradley Diel – Vice-Chair
Margaret Chaplan
Matthew Cho

Bruce Hannon
Jermaine Raymer
Donald Uchtmann

Advisory Board:

Lowa Mwilambwe/Brian Farber
Evan Bujak

	<u>Pages</u>
1. Call to Order	
2. Roll Call	
3. Approval of Agenda	
4. Audience Participation	
5. Approval of Minutes	
A. Board Meeting – August 31, 2016	1-3
6. Communications	4-5
A. Thank you notes	
7. Reports	
A. Managing Director	
1) Operating Notes	6-8
2) Ridership Data	9-10
3) Route Performance	11-16
4) Illinois Terminal Operating Revenue/Expenses	17
5) District Operating Revenue/Expenses	18
6) Statistical Summary	19
7) Budget Analysis	20-29
8) Accounts Payable/Check Disbursements	30-37
9) Morgan Stanley Statement	38-46
B. Board Committees	
1) Administration	
2) Facilities	
3) Service Delivery	
8. Action Items	
A. Authorize Execution of Downstate Operating Assistance Grant Agreement	47-48
B. DRES Contract	49-55



CHAMPAIGN-URBANA MASS TRANSIT DISTRICT BOARD MEETING

AGENDA

Wednesday, September 28, 2016 – 3:00 p.m.

Page 2

9. Closed Session pursuant to 5 ILCS 120/2 (c) 11 to Consider Litigation which is Pending against, affecting or on behalf of Champaign-Urbana Mass Transit District
10. Closed Session pursuant to 5 ILCS 120/2 (c) 5 to Consider Purchase or Lease of Real Property for Use by Champaign-Urbana Mass Transit District
11. Next Meeting
 - A. Regular Board of Trustees Meeting
October 26, 2016 - 3:00 p.m. at Illinois Terminal
12. Adjournment

*Champaign-Urbana Mass Transit District strives to provide an environment welcoming to all persons regardless of disability, race, gender, or religion. Please call Beth Brunk at 217-384-8188 to request special accommodations **at least 2 business days in advance.***



Champaign-Urbana Mass Transit District Board of Trustees Meeting

MINUTES – SUBJECT TO REVIEW AND APPROVAL

DATE: Wednesday, August 31, 2016
TIME: 3:00 p.m.
PLACE: Illinois Terminal, 4th Floor
45 E University Avenue, Champaign, IL

Trustees:

Present	Absent
Linda Bauer (Chair)	
Bradley Diel (Vice-Chair)	
Margaret Chaplan	
Matthew Cho	
Bruce Hannon	
Jermaine Raymer	
Donald Uchtmann	

Advisory Board:

Present	Absent
Brian Farber	
Evan Bujak	

MTD Staff:

Karl Gnadt (Managing Director), Bryan Smith (Chief Operating Officer), Brenda Eilbracht (Chief Administration Officer), Eric Broga (Maintenance Director), Jan Kijowski (Marketing Manager), Evan Alvarez (Planner), Amy Snyder (Customer Service Manager), Jay Rank (Planner), Ryan Blackman (Lead Software Developer/Network Administrator), Jane Sullivan (Grant Manager/Sustainability Planner), Stu Smith (Illinois Terminal Manager), Fred Stavins (Counsel), Beth Brunk (Recording Secretary)

Others Present:

MINUTES

1. Call to Order

Chair Bauer called the meeting to order at 3:00 p.m.

2. Roll Call

A verbal roll call was taken, and a quorum was declared present.

3. Approval of Agenda

MOTION by Mr. Raymer to approve the agenda as distributed; seconded by Ms. Chaplan. Upon vote, the **MOTION CARRIED unanimously**.

4. Audience Participation

Jim Faron

Mr. Faron inquired if there was a strategy or plan in place to address the recent downward trend in ridership.

Scott Cochran

Mr. Cochran is a developer in the Midtown area of Champaign. He is interested in partnering or buying some of the property that CUMTD purchased from the Hadley family estate.

Mr. Diel entered the meeting.

5. Approval of Minutes

A. Board Meeting – July 27, 2016

Ms. Chaplan noted an error on page 2, line 21 – “Year-to-date (YTD) operating revenue ~~is~~ .2% . . .”

MOTION by Mr. Uchtmann to approve the minutes of the July 27, 2016 CUMTD Board meeting as amended; seconded by Ms. Chaplan. Upon vote, the **MOTION CARRIED**.

6. Communications

None.

7. Ridership Analysis Presentation

Evan Alvarez, MTD Planner, made a presentation on ridership trends. Mr. Alvarez noted a recent negative change in ridership that started in February 2015. The largest decrease was in the campus area which had a strong correlation to the increased densification from new student housing. Students may be choosing alternate modes of travel like walking or biking instead of riding the bus. Mr. Gnadt commented that a route analysis will help clarify this situation. Mr. Alvarez did not want to unduly focus on the recent downward trend in ridership as CUMTD is second in the nation for peer transit systems in bus ridership per capita according to the American Public Transportation Association (APTA).

Mr. Uchtmann wondered what effect on-call transportation like Uber has on bus ridership. Mr. Raymer commented that other transit companies have made business arrangements with Uber which may work for CUMTD. Mr. Gnadt did have a conversation with an Uber official to use their service in conjunction with fixed-route service for the First-Mile/Last-Mile in southwest Champaign. Uber was not interested at that time.

8. Midtown Champaign Property Discussion

Ms. Bauer stated that CUMTD is in the process of purchasing property from the Hadley family to land bank the area around Illinois Terminal. Some of the buildings are in such an advanced state of disrepair that they present a liability. Mr. Gnadt will send out a Request for Quote (RFQ) to demolish 59 E Chester and 207 S Water that will include the other buildings as alternative bids.

Ms. Bauer thought that 51 E Chester seems to be structurally sound so would like staff to explore short-term revenue-producing ideas for this building. The Bush Bros Building at 64 E Chester is not in the same block as the other buildings. Staff will evaluate lease or sale options for 64 E Chester.

9. Reports

A. Managing Director

Mr. Gnadt discussed the District’s financial numbers for July. Monthly ridership declined 15.21% and monthly operating revenue increased by .40%. The installation of concrete pads at Kenwood/Springfield and State/Kirby have accessibility problems with the steepness of the grade. Staff is working with the City of Champaign on possible solutions. Staff continues to progress on the ISO 9001:2015 certification. Facilities Manager interviews will begin in the week of September 19th. After the Facilities Manager is hired, the position for Media Manager will be open for applications.

CUMTD’s software developer and planner are devising a project description for a University Computer Science class to develop an app that will track the boardings and destinations of CUMTD passengers. The

1 Federal Transit Administration (FTA) has just released new regulations for asset management and safety
2 that will require small changes to our existing systems. In addition, CUMTD is now regulated by OSHA so
3 staff will examine existing procedures to make sure they comply with OSHA standards. Illinois Grant
4 Accountability and Transparency Act (GATA) is a new state law that will affect grant funding
5 methodology.
6

7 If responsible bids are received at the November 4th bid letting, MCORE should begin construction in
8 spring 2017. Mr. Raymer asked when the new buses will be on the street. Mr. Broga responded that
9 two should be in service tomorrow.
10

11 Board Committees

12 1) **Administration** – No report.
13

14 2) **Facilities** – Mr. Cho and Mr. Diel participated in the ISO 14001 Quarterly Management
15 review. Mr. Diel was very proud of the work that CUMTD staff is doing. Mr. Cho suggested
16 Illinois Smart Energy Design Assistance Center (SEDAC) involvement to provide in-depth
17 energy analysis.
18

19 3) **Service Delivery** – No report.
20

21 **10. Next Meeting**

22 A. Regular Board of Trustees Meeting
23 September 28, 2016 – 3:00 p.m. at Illinois Terminal
24

25 **11. Adjournment**

26 **MOTION** by Ms. Chaplan to adjourn the meeting; seconded by Mr. Diel. Upon vote, the **MOTION**
27 **CARRIED** unanimously.
28

29 There being no further business, Ms. Bauer adjourned the meeting at 4:41 p.m.
30

31
32 Submitted by:
33
34

35 _____
36 Recording Secretary
37
38

39 Approved:
40
41

42 _____
43 Board of Trustees Chair

Karl Gnadt

From: Kathy Richards <richarka@u4sd.org>
Sent: Tuesday, September 6, 2016 1:49 PM
To: Managing Director; Judy Wiegand
Subject: thanks to MTD

Dear Karl,

I'm writing to you not as a Unit 4 School Board member, but as a parent of a Central High School freshman who takes MTD to and from school.

I just wanted to thank you all at MTD for transporting the students at Central affected by these early release heat days. (And oh my goodness, we are having soooooo many heat days!) I can't even imagine how much scheduling magic you have to work in order to accommodate the vengeful weather gods. This parent appreciates your efforts!

Cheers, and here's hoping fall comes SOON,
Kathy R.

Kathy Richards
Board of Education
Champaign Unit #4 School District
www.champaignschools.org

Check out the Board Corner blog:

u4boardcorner.blogspot.com

Subscribe to new blog posts by [email](#)

Follow me on [Facebook](#)



**E.H. Mellon Administrative Center
Office of the Deputy Superintendent**

703 South New Street
Champaign, Illinois 61820

Phone: 217.351.3702
FAX: 217.351.3912

August 30, 2016

Mr. Karl Gnadt
Managing Director
Champaign-Urbana Mass Transit District
1101 East University
Urbana, IL. 61802

Dear Mr. Gnadt:

I would like to take this opportunity to thank MTD for their support with regard to early dismissals at Central High School due to excessive heat. I greatly appreciate your flexibility and willingness to make the necessary changes and adjustments as the need arises. I would also like to specifically express my sincere gratitude to Tracey Pettigrew for his continuous assistance with this process, often with short notice. His work and responsiveness have been vital to making certain our students and families are served in the best way possible.

Thank you for your efforts and support of Champaign Unit 4 Schools. It's wonderful to work with such collaborative community partners.

Sincerely,

A handwritten signature in black ink, appearing to read 'Laura Taylor', written over a horizontal line.

Dr. Laura Taylor
Deputy Superintendent

cc: Chris Kloeppel, *Board President*, Champaign Unit 4 Schools
Judy Wiegand, *Superintendent*, Champaign Unit 4 Schools
Joe Williams, *Principal*, Central High School

MTD MANAGING DIRECTOR OPERATING NOTES

September 2016

RIDERSHIP

Monthly Ridership

■ FY2016 ■ FY2017

851,098



August

914,406



↑ 7.44 %

Year-to-Date Ridership

■ FY2016 ■ FY2017

1,354,579



Year-to-Date

1,339,326



↓ 1.13 %

August ridership was 914,406 or 7.44% above August, 2015 (851,098). Year-to-date ridership was 1,339,326 or 1.13% below FY2016 (1,354,579).

OPERATING REVENUE

Monthly Operating Revenue

■ FY2016 ■ FY2017

\$602,976



August

\$558,043



↓ 7.50 %

Year-to-Date Operating Revenue

■ FY2016 ■ FY2017

\$1,076,024



Year-to-Date

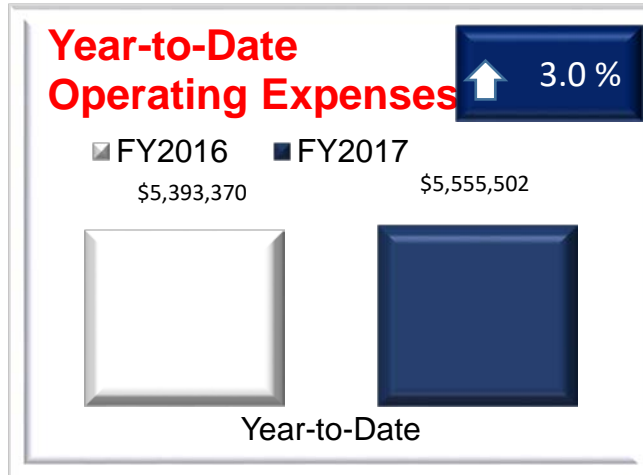
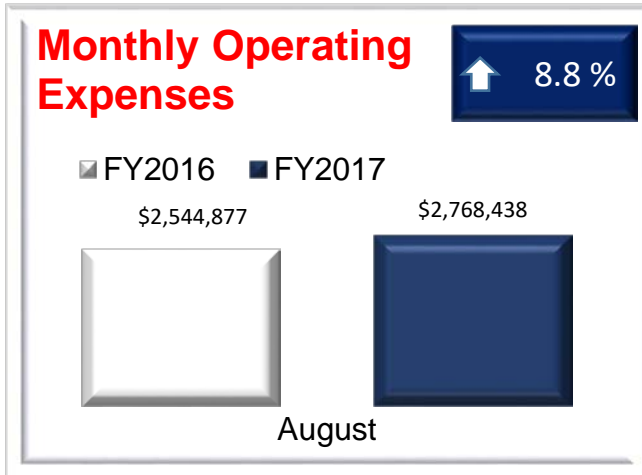
\$1,032,970



↓ 4.00 %

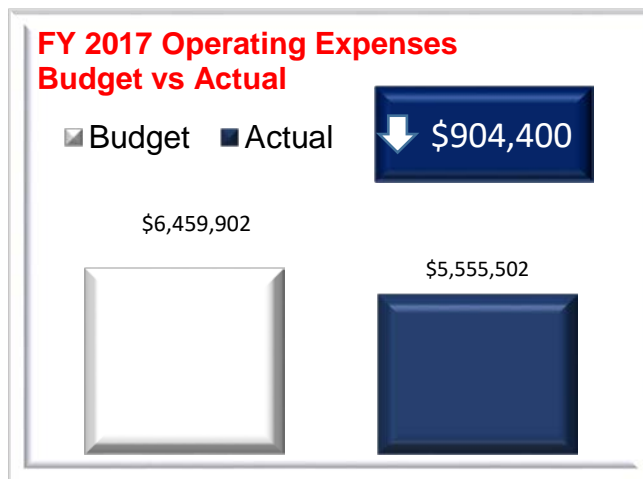
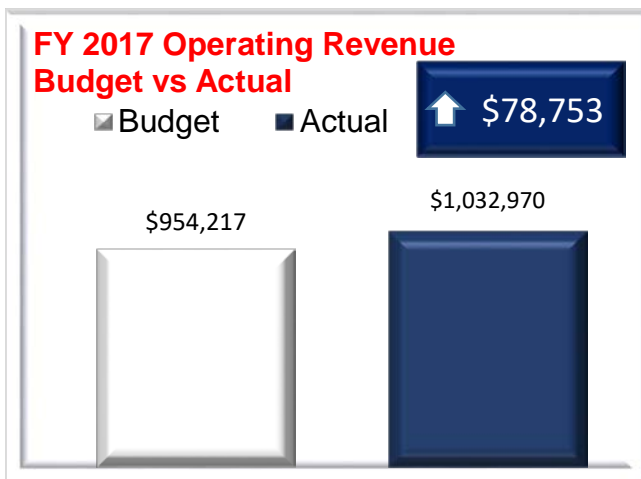
August, 2016 operating revenue was \$558,043 or 7.50% below August, 2015 (\$602,976). Year-to-date operating revenue was \$1,032,970 or 4.00% below FY2016 (\$1,076,024). The decrease in revenue is due to an accounting calculation to the accrual of the U of I contract revenue. It has been two years since accounting made an accrual adjustment and they plan on an annual cycle going forward.

OPERATING EXPENSES



August operating expenses were \$2,768,438 or 8.8% below August, 2015 (\$2,544,877). Year-to-date operating expenses were \$5,555,502 or 3.0% below FY2016 (\$5,393,370).

YEAR-TO-DATE REVENUE & EXPENSES



Year-to-date operating revenue is \$78,753 above budget while operating expenses are \$904,400 under budget.

MANAGING DIRECTOR'S NOTES

10 of the 12 new buses are in service. There will be a media event on October 11th to highlight the new buses, new hybrid systems and the hybrid component manufactured locally by Clifford-Jacobs Forging Co.

Our CAD/AVL provider has been on-site installing the newest equipment and trouble-shooting issues with the new software. As an aside, we have been rolling out the newest iteration of the automatic sign control component and we now have over 40 buses using it. This system now uses the buses' GPS to trigger the destination sign change rather than the driver having to do it manually. This is an important safety feature.

On Election Day, November 8, 2016 we will be going fare-free for the day to help remove barriers people might have to getting to the polls.

BOARD PRIORITIES

Customer Service

ISO 9001:2015 – Staff continues to work on merging our existing ISO 14001:2004 (Environmental Sustainability Management System) certification with the upcoming ISO 9001:2015 (Quality Management System) certification. That effort will also update the 14001:2004 to the 14001:2015 standard. We are attempting to negotiate a new certification cycle with the ISO auditors so that we're not having go through the audits at the same time that we're launching new service. That discussion is ongoing.

Public Relations

The first round of interviews for the Facilities Manager position will have been completed by the time of the Board Meeting. Second interviews should occur fairly quickly and we hope to offer the position to a candidate within the first half of October. Media Manager postings will follow.

Ridership Study

The U of I Computer Science class has our project description and we are waiting to hear back from the professor about the group that will be working on it.

Development Efforts

Illinois Terminal Expansion – BLDD Architects is continuing to develop preliminary programming needs, vision, and scope for the expansion of Illinois Terminal. It involves conversations with each of the key stakeholders and will result in a set of preliminary conceptual drawings and a budget estimate. Meetings with the key stakeholders are on-going.

Downtown Urbana Transit Facility – Discussions with City staff have ramped up and we are simultaneously applying for a TOD Technical Assistance grant through FTA.

Route Analysis

We have preliminary word that the grant has been approved by IDOT, so we are just waiting for the official notification and grant agreement. We will then submit the bid specifications to IDOT for concurrence.

ONGOING PROJECTS

Staff continues to work on a number of projects including:

- MCORE – the current plan is to re-bid on the November 4th State Letting. Adjustments to the construction schedule have been made to attempt to reduce the costs to the proposers.
- U of I Referendum – March, 2017
- Willard Airport Advisory Committee & Ground Transportation Subcommittee
- CDL Training Center (1207)

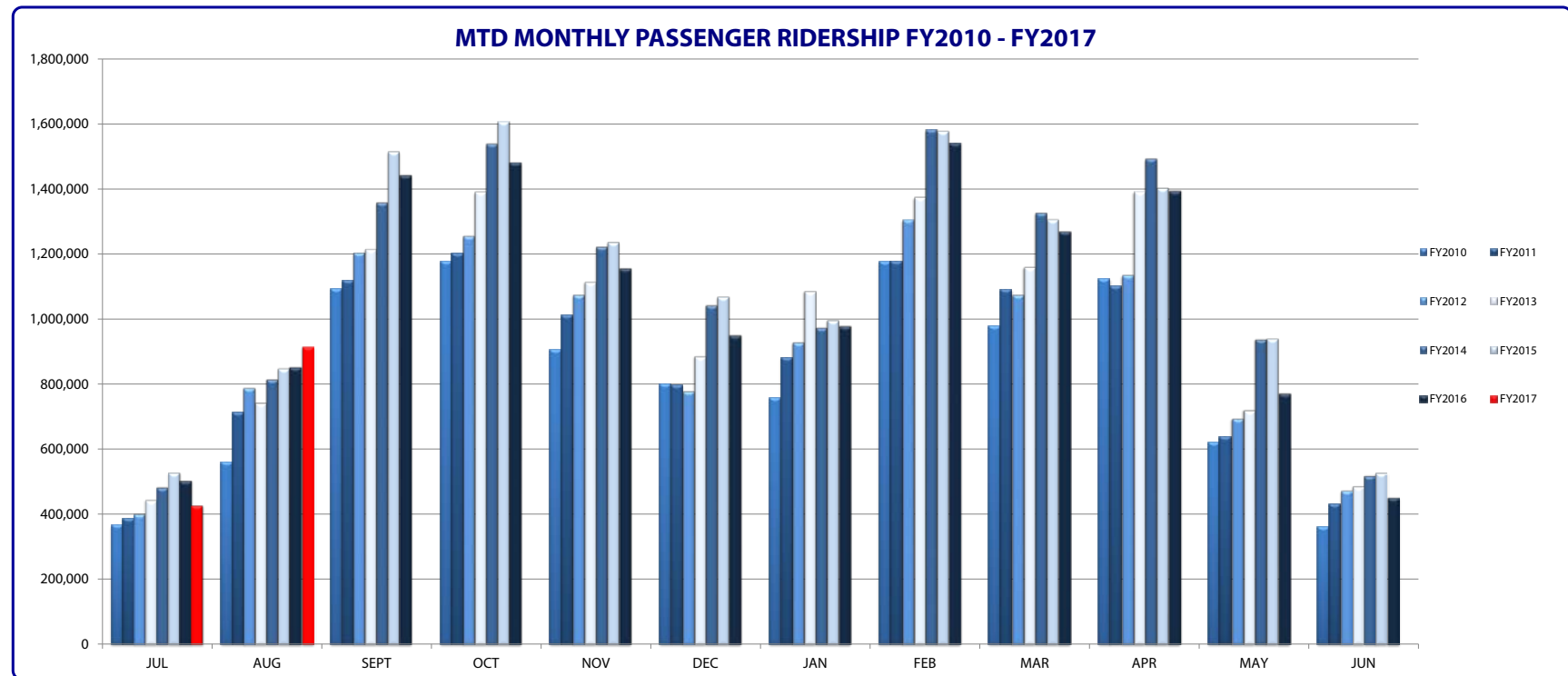
Champaign-Urbana Mass Transit District

Monthly Ridership

Fiscal-Year-to-Date Ridership

	Aug-16	Fiscal YTD	August 2015	% Change	FY16 YTD	% Change
Adult Rides	47,762	84,451	52,639	-9.3%	96,549	-12.5%
School Rides	22,145	25,308	17,548	26.2%	22,408	12.9%
DASH/Senior - E & D Rides	58,062	108,831	54,250	7.0%	104,610	4.0%
U of I Faculty/Staff Rides	38,285	59,195	29,555	29.5%	46,972	26.0%
Annual Pass Rides	88,097	164,997	89,635	-1.7%	179,724	-8.2%
U of I Student Rides	632,176	845,654	580,531	8.9%	853,842	-1.0%
All Day Pass Rides	869	1,938	1,172	-25.9%	1,842	5.2%
Transfers	16,377	30,463	16,109	1.7%	31,447	-3.1%
Saferides Rides	1,000	1,000	951	5.2%	951	5.2%
Total Unlinked Passenger Rides	904,773	1,321,837	842,390	7.4%	1,338,345	-1.2%
Half-Fare Cab Subsidy Rides	1,540	2,894	939	64.0%	1,920	50.7%
ADA Rides	8,093	14,595	7,769	4.2%	14,314	2.0%
TOTAL	914,406	1,339,326	851,098	7.4%	1,354,579	-1.1%

	FY2010	FY2011	FY2012	FY2013	FY2014	FY2015	FY2016	FY2017
JUL	365,289	387,210	401,883	447,178	487,363	529,018	503,481	426,920
AUG	559,380	714,304	787,817	745,337	817,249	848,165	851,098	914,406
SEPT	1,093,712	1,117,050	1,203,512	1,215,967	1,358,928	1,514,019	1,439,491	
OCT	1,178,063	1,201,806	1,254,804	1,391,576	1,538,309	1,606,340	1,478,275	
NOV	905,337	1,011,472	1,073,953	1,115,234	1,223,026	1,236,071	1,153,897	
DEC	798,794	797,556	777,617	887,209	1,044,064	1,068,608	949,030	
JAN	757,365	881,575	927,630	1,086,962	975,863	996,469	977,223	
FEB	1,175,703	1,177,828	1,305,142	1,374,653	1,582,330	1,576,687	1,537,540	
MAR	979,460	1,089,206	1,073,789	1,160,228	1,327,336	1,305,425	1,266,676	
APR	1,123,869	1,101,360	1,134,560	1,392,237	1,492,613	1,402,475	1,391,286	
MAY	621,396	638,216	693,620	722,264	939,758	940,147	770,860	
JUN	361,625	431,537	473,304	489,327	522,493	528,360	451,663	



Route Performance Report

August 2016 - Before Service Change

Weekdays

	Passengers	Percent of Group Ridership *	Revenue Hours	Passengers Per Revenue Hour	Revenue Hour Performance Comparison +	Revenue Miles	Passengers Per Revenue Mile	Revenue Mile Performance Comparison +
Daytime Campus Fixed Route								
1 YELLOWhopper	7,622	21.33%	238.3	31.98	0.97	2,448.0	3.11	1.04
10 GOLDhopper	7,526	21.07%	215.2	34.97	1.06	2,579.0	2.92	0.97
12 Teal	10,057	28.15%	229.8	43.76	1.33	2,517.0	4.00	1.33
13 Silver	3,577	10.01%	176.3	20.29	0.62	2,238.0	1.60	0.53
21 Raven	1,144	3.20%	120.8	9.47	0.29	995.0	1.15	0.38
22 Illini	5,801	16.24%	103.8	55.89	1.70	1,131.0	5.13	1.71

Daytime Community Fixed Route

1 Yellow	18,017	15.20%	470.0	38.33	1.48	5,922.0	3.04	1.60
2 Red	13,469	11.36%	498.7	27.01	1.04	6,374.0	2.11	1.11
3 Lavender	6,126	5.17%	239.7	25.56	0.99	3,226.0	1.90	1.00
4 Blue	3,874	3.27%	239.0	16.21	0.63	3,230.0	1.20	0.63
5 Green	21,458	18.11%	659.0	32.56	1.26	9,299.5	2.31	1.21
5 GREENhopper	12,490	10.54%	341.8	36.54	1.41	4,402.0	2.84	1.49
6 Orange	6,579	5.55%	318.0	20.69	0.80	3,913.0	1.68	0.88
6 ORANGEhopper	3,433	2.90%	58.5	58.68	2.27	692.0	4.96	2.60
7 Grey	10,877	9.18%	432.6	25.14	0.97	6,002.0	1.81	0.95
8 Bronze	1,993	1.68%	143.8	13.86	0.54	1,012.0	1.97	1.03
9 Brown	8,551	7.21%	480.7	17.79	0.69	6,527.0	1.31	0.69
10 Gold	8,344	7.04%	344.2	24.24	0.94	5,125.0	1.63	0.85
11 Ruby	340	0.29%	53.5	6.36	0.25	1,013.0	0.34	0.18
14 Navy	906	0.76%	45.8	19.78	0.76	868.0	1.04	0.55
16 Pink	2,061	1.74%	250.5	8.23	0.32	4,559.0	0.45	0.24

* The Percent of Group Ridership shows how the ridership for the route compares to the group

+ Performance Comparison shows each Route's Passengers Per Revenue Hour or Mile compared to the Route Group's average. Routes that are continually above 1.5 or below 0.5 may need to be examined as they are not performing within the Group Standards.

Route Performance Report

August 2016 - Before Service Change

Weekdays

	Passengers	Percent of Group Ridership *	Revenue Hours	Passengers Per Revenue Hour	Revenue Hour Performance Comparison +	Revenue Miles	Passengers Per Revenue Mile	Revenue Mile Performance Comparison +
Evening Campus Fixed Route								
120 Teal	2,507	52.09%	96.5	25.98	1.03	1,023.0	2.45	1.00
130 Silver	933	19.38%	48.3	19.32	0.77	424.5	2.20	0.90
220 Illini	1,373	28.53%	46.3	29.65	1.18	526.0	2.61	1.07

Evening Community Fixed Route

50 Green	4,268	25.52%	166.2	25.68	1.15	2,266.0	1.88	1.19
50 GREENhopper	2,951	17.64%	101.3	29.13	1.30	1,338.0	2.21	1.39
70 Grey	3,747	22.40%	136.6	27.43	1.23	1,951.0	1.92	1.21
100 Yellow	4,696	28.08%	239.5	19.61	0.88	3,032.0	1.55	0.98
110 Ruby	359	2.15%	38.5	9.32	0.42	970.0	0.37	0.23
180 Lime	704	4.21%	65.8	10.70	0.48	991.0	0.71	0.45

* The Percent of Group Ridership shows how the ridership for the route compares to the group

+ Performance Comparison shows each Route's Passengers Per Revenue Hour or Mile compared to the Route Group's average. Routes that are continually above 1.5 or below 0.5 may need to be examined as they are not performing within the Group Standards.

Route Performance Report

August 2016 - After Service Change

Weekdays

	Passengers	Percent of Group Ridership *	Revenue Hours	Passengers Per Revenue Hour	Revenue Hour Performance Comparison +	Revenue Miles	Passengers Per Revenue Mile	Revenue Mile Performance Comparison +
Daytime Campus Fixed Route								
1 YELLOWhopper	37,351	13.98%	309.8	120.57	1.03	3,182.4	11.74	1.08
10 GOLDhopper	23,080	8.64%	284.7	81.07	0.69	3,660.8	6.30	0.58
12 Teal	45,562	17.05%	355.4	128.18	1.10	3,867.9	11.78	1.08
13 Silver	45,358	16.98%	356.9	127.10	1.09	4,127.1	10.99	1.01
21 Raven	4,054	1.52%	157.0	25.82	0.22	1,293.5	3.13	0.29
22 Illini	111,794	41.84%	822.5	135.91	1.16	8,354.4	13.38	1.23

Daytime Community Fixed Route

1 Yellow	41,861	16.46%	611.0	68.51	1.77	7,683.6	5.45	1.87
2 Red	24,267	9.54%	648.3	37.43	0.96	8,286.2	2.93	1.00
3 Lavender	12,686	4.99%	357.7	35.46	0.91	4,927.2	2.57	0.88
4 Blue	10,057	3.96%	353.6	28.44	0.73	4,732.0	2.13	0.73
5 Green	48,873	19.22%	963.4	50.73	1.31	13,229.5	3.69	1.27
5 GREENhopper	25,984	10.22%	438.9	59.20	1.53	5,689.2	4.57	1.57
6 Orange	9,355	3.68%	432.9	21.61	0.56	5,366.0	1.74	0.60
6 ORANGEhopper	4,539	1.79%	76.1	59.68	1.54	899.6	5.05	1.73
7 Grey	22,144	8.71%	619.1	35.77	0.92	8,619.2	2.57	0.88
8 Bronze	4,516	1.78%	192.2	23.50	0.61	2,287.7	1.97	0.68
9 Brown	22,365	8.80%	872.9	25.62	0.66	9,394.2	2.38	0.82
10 Gold	22,479	8.84%	533.3	42.15	1.09	7,743.6	2.90	1.00
11 Ruby	389	0.15%	69.6	5.59	0.14	1,316.9	0.30	0.10
14 Navy	1,737	0.68%	59.5	29.17	0.75	1,128.4	1.54	0.53
16 Pink	3,033	1.19%	325.7	9.31	0.24	5,926.7	0.51	0.18

* The Percent of Group Ridership shows how the ridership for the route compares to the group

+ Performance Comparison shows each Route's Passengers Per Revenue Hour or Mile compared to the Route Group's average. Routes that are continually above 1.5 or below 0.5 may need to be examined as they are not performing within the Group Standards.

Route Performance Report

August 2016 - After Service Change

Weekdays

	Passengers	Percent of Group Ridership *	Revenue Hours	Passengers Per Revenue Hour	Revenue Hour Performance Comparison +	Revenue Miles	Passengers Per Revenue Mile	Revenue Mile Performance Comparison +
Evening Campus Fixed Route								
120 Teal	9,922	19.42%	162.8	60.95	0.87	1,818.6	5.46	0.81
130 Silver	6,092	11.93%	68.2	89.34	1.27	757.4	8.04	1.19
220 Illini	35,066	68.65%	494.6	70.90	1.01	4,967.1	7.06	1.04

Evening Community Fixed Route

50 Green	10,160	28.54%	258.5	39.31	1.18	3,512.0	2.89	1.22
50 GREENhopper	6,690	18.80%	131.7	50.80	1.52	1,739.4	3.85	1.62
70 Grey	4,755	13.36%	177.6	26.78	0.80	2,536.3	1.87	0.79
100 Yellow	12,617	35.45%	364.1	34.65	1.04	4,662.4	2.71	1.14
110 Ruby	407	1.14%	50.1	8.13	0.24	1,261.0	0.32	0.14
180 Lime	964	2.71%	85.5	11.27	0.34	1,287.9	0.75	0.32

* The Percent of Group Ridership shows how the ridership for the route compares to the group

+ Performance Comparison shows each Route's Passengers Per Revenue Hour or Mile compared to the Route Group's average. Routes that are continually above 1.5 or below 0.5 may need to be examined as they are not performing within the Group Standards.

Route Performance Report

August 2016 - Before Service Change

Weekends

	Passengers	Percent of Group Ridership *	Revenue Hours	Passengers Per Revenue Hour	Revenue Hour Performance Comparison +	Revenue Miles	Passengers Per Revenue Mile	Revenue Mile Performance Comparison +
Campus Fixed Route								
120 Teal	2,034	52.26%	83.4	24.09	0.94	884.5	2.30	0.98
130 Silver	924	23.74%	41.7	21.66	0.85	440.0	2.10	0.89
220 Illini	934	24.00%	27.3	33.05	1.29	337.7	2.76	1.18

Community Fixed Route

20 Red	1,324	6.62%	63.3	20.60	0.77	795.8	1.66	0.85
30 Lavender	1,344	6.72%	60.3	21.91	0.82	955.6	1.40	0.72
50 Green	5,847	29.23%	154.0	37.72	1.42	1,993.1	2.93	1.50
50 GREENhopper	470	2.35%	19.9	22.49	0.84	248.6	1.88	0.97
70 Grey	4,586	22.92%	151.2	30.14	1.13	2,102.7	2.18	1.12
100 Yellow	5,139	25.69%	196.5	26.02	0.98	2,417.6	2.12	1.09
110 Ruby	434	2.17%	35.7	11.84	0.44	658.7	0.66	0.34
180 Lime	862	4.31%	69.8	12.18	0.46	1,089.3	0.79	0.41

* The Percent of Group Ridership shows how the ridership for the route compares to the group

+ Performance Comparison shows each Route's Passengers Per Revenue Hour or Mile compared to the Route Group's average. Routes that are continually above 1.5 or below 0.5 may need to be examined as they are not performing within the Group Standards.

Route Performance Report

August 2016 - After Service Change

Weekends

	Passengers	Percent of Group Ridership *	Revenue Hours	Passengers Per Revenue Hour	Revenue Hour Performance Comparison +	Revenue Miles	Passengers Per Revenue Mile	Revenue Mile Performance Comparison +
Campus Fixed Route								
120 Teal	10,600	23.06%	162.3	64.90	0.85	1,730.3	6.12	1.03
130 Silver	12,846	27.95%	133.8	95.28	1.24	1,441.8	8.90	1.49
220 Illini	22,518	48.99%	303.7	73.91	0.96	4,536.2	4.96	0.83

Community Fixed Route

20 Red	2,187	4.42%	63.3	34.03	0.76	795.8	2.74	0.87
30 Lavender	1,733	3.50%	95.3	18.00	0.40	1,452.2	1.19	0.38
50 Green	15,572	31.45%	240.9	64.38	1.44	3,132.7	4.97	1.57
50 GREENhopper	1,688	3.41%	19.9	80.77	1.81	248.6	6.76	2.14
70 Grey	6,762	13.66%	208.5	32.27	0.72	2,995.3	2.26	0.71
100 Yellow	19,733	39.85%	327.1	60.15	1.35	4,128.8	4.78	1.51
110 Ruby	733	1.48%	55.9	12.88	0.29	1,370.3	0.53	0.17
180 Lime	1,110	2.24%	100.3	10.96	0.25	1,549.9	0.72	0.23

* The Percent of Group Ridership shows how the ridership for the route compares to the group

+ Performance Comparison shows each Route's Passengers Per Revenue Hour or Mile compared to the Route Group's average. Routes that are continually above 1.5 or below 0.5 may need to be examined as they are not performing within the Group Standards.

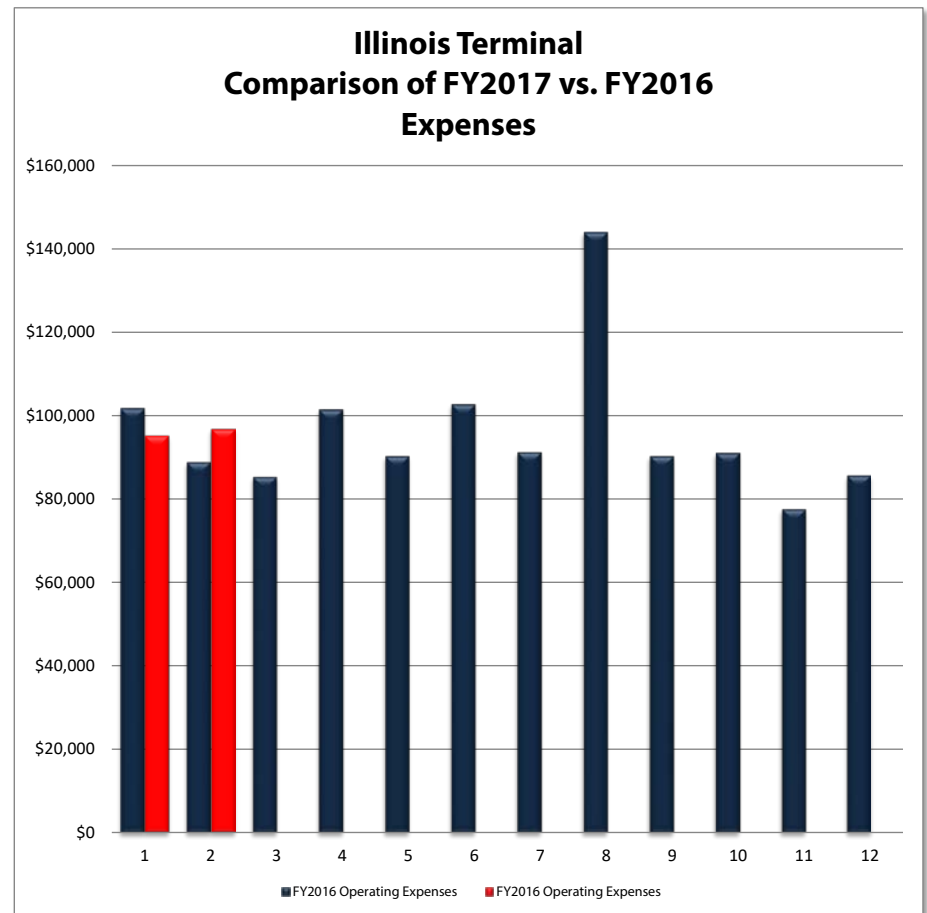
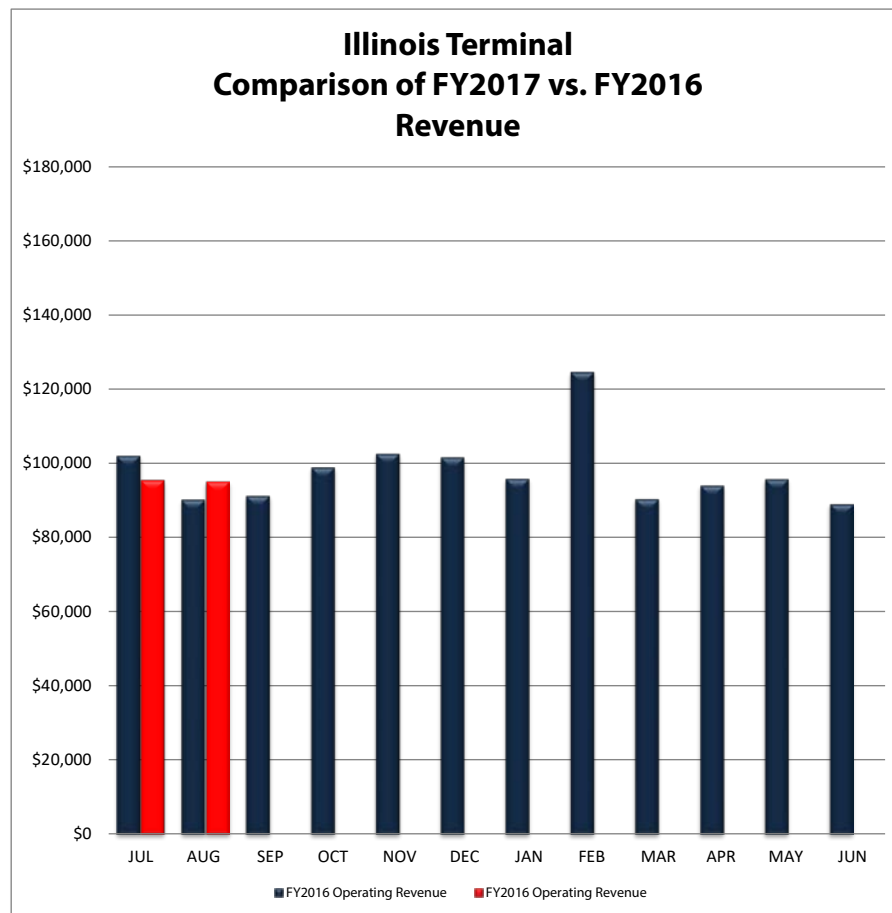
Champaign-Urbana Mass Transit District

Illinois Terminal

Comparison of FY2017 vs FY2016 Revenue and Expenses

September 22, 2016

	JUL	AUG	SEP	OCT	NOV	DEC	JAN	FEB	MAR	APR	MAY	JUN	Last 12 Months
FY2016 Operating Revenue	\$101,981	\$90,271	\$91,264	\$98,879	\$102,509	\$101,605	\$95,841	\$124,492	\$90,337	\$94,031	\$95,734	\$88,991	Revenue
FY2017 Operating Revenue	\$95,557	\$95,109											\$1,174,349
FY2016 Operating Expenses	\$101,756	\$88,858	\$85,356	\$101,479	\$90,306	\$102,741	\$91,247	\$144,088	\$90,305	\$91,002	\$77,556	\$85,641	Expenses
FY2017 Operating Expenses	\$95,173	\$96,774											\$1,151,667
FY2016 Operating Ratio	100.2%	101.6%	106.9%	97.4%	113.5%	98.9%	105.0%	86.4%	100.0%	103.3%	123.4%	103.9%	Ratio
FY2017 Operating Ratio	100.4%	98.3%											102.0%



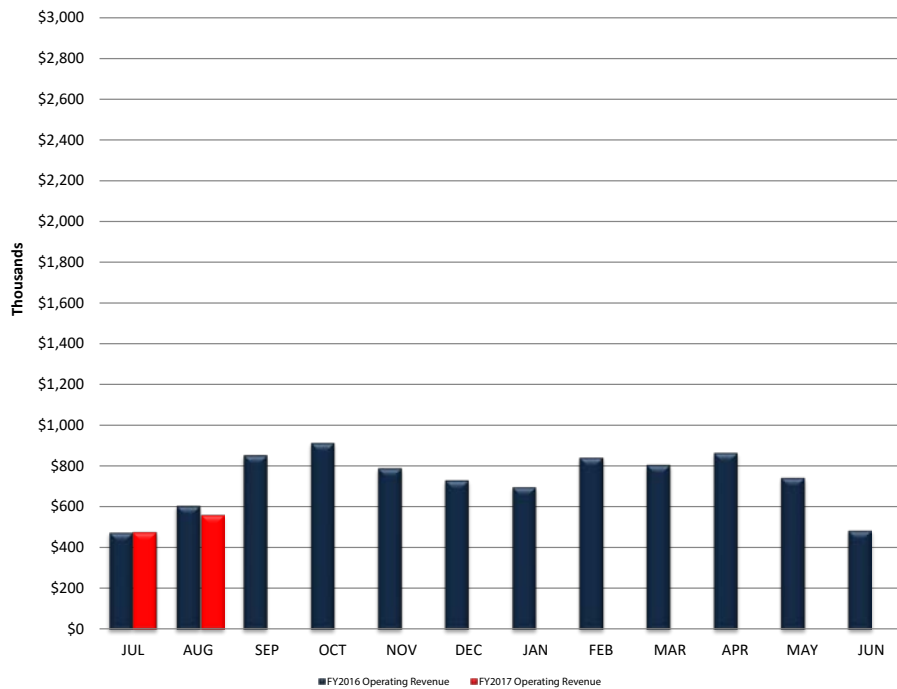
Champaign-Urbana Mass Transit District

September 19, 2016

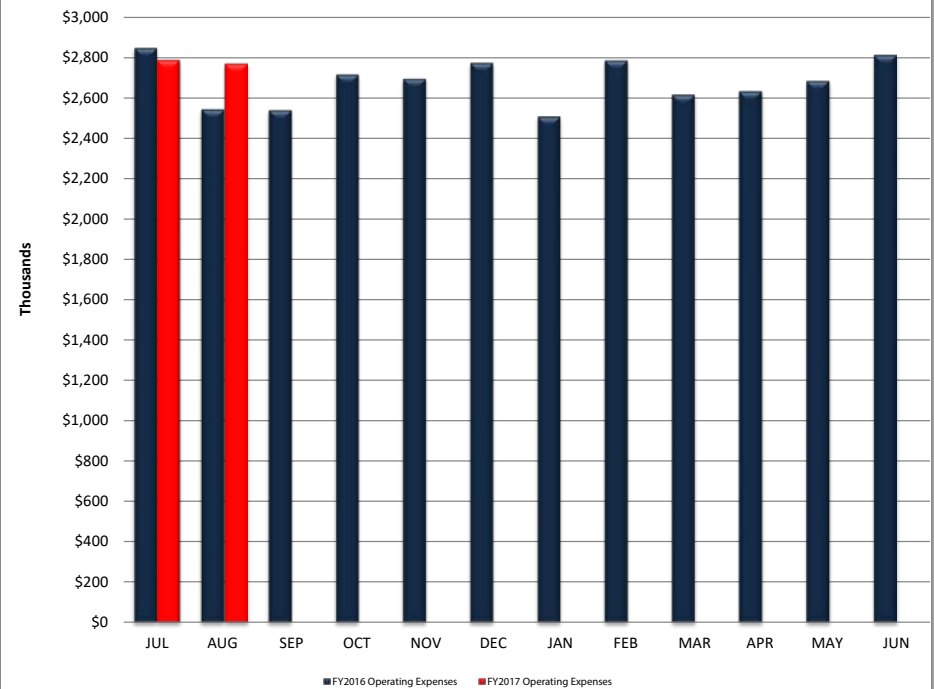
Comparison of FY2017 vs FY2016 Revenue and Expenses

	JUL	AUG	SEP	OCT	NOV	DEC	JAN	FEB	MAR	APR	MAY	JUN
FY2016 Operating Revenue	\$473,049	\$602,976	\$849,837	\$909,756	\$786,356	\$726,972	\$695,137	\$837,781	\$802,687	\$861,051	\$739,249	\$482,258
FY2017 Operating Revenue	\$474,927	\$558,043										
FY2016 Operating Expenses	\$2,848,493	\$2,544,877	\$2,541,278	\$2,716,857	\$2,696,312	\$2,775,265	\$2,509,492	\$2,787,292	\$2,618,074	\$2,634,538	\$2,685,735	\$2,813,123
FY2017 Operating Expenses	\$2,787,063	\$2,768,438										
FY2016 Operating Ratio	16.61%	23.69%	33.44%	33.49%	29.16%	26.19%	27.70%	30.06%	30.66%	32.68%	27.53%	17.14%
FY2017 Operating Ratio	17.04%	20.16%										

**Champaign-Urbana Mass Transit District
Comparison of FY2016 vs. FY2017
Operating Revenue**



**Champaign-Urbana Mass Transit District
Comparison of FY2016 vs. FY2017
Operating Expenses**



HOURS	Aug 2015	Aug 2016	% Change	FY2016 to Date	FY2017 to Date	% Change
Passenger Revenue	21,472.73	22,084.20	2.8%	38,964.36	39,575.83	1.6%
Vacation/Holiday/Earned Time	7,150.48	8,473.30	18.5%	17,411.83	18,734.65	7.6%
Non-Revenue	6,129.80	7,428.84	21.2%	12,828.93	14,127.97	10.1%
TOTAL	34,753.01	37,986.34	9.30%	69,205.12	72,438.45	4.67%

REVENUE/EXPENSES	Aug 2015	Aug 2016	% Change	FY2016 to Date	FY2017 to Date	% Change
Operating Revenue	\$602,975.65	\$558,043.02	-7.5%	\$1,076,024.20	\$1,032,970.14	-4.0%
Operating Expenses	\$2,544,877.42	\$2,768,438.22	8.8%	\$5,393,370.33	\$5,555,501.67	3.0%
Operating Ratio	23.69%	20.16%	-14.9%	20.22%	18.59%	-8.0%
Passenger Revenue/Revenue Vehicle Hour	\$22.02	\$19.19	-12.8%	\$21.84	\$19.93	-8.8%

RIDERSHIP	Aug 2015	Aug 2016	% Change	FY2016 to Date	FY2017 to Date	% Change
Revenue Passenger	824,281	888,396	7.8%	1,304,898	1,291,374	-1.0%
Transfers	16,109	16,377	1.7%	31,447	30,463	-3.1%
Total Unlinked	842,390	904,773	7.4%	1,338,345	1,321,837	-1.2%
ADA Riders	7,769	8,093	4.2%	14,314	14,595	2.0%
Half Fare Cab	939	1,540	64.0%	1,920	2,894	50.7%
TOTAL	851,098	914,406	7.44%	1,354,579	1,339,326	-1.13%

PASSENGERS/REVENUE HOUR	Aug 2015	Aug 2016	% Change	FY2016 to Date	FY2017 to Date	% Change
Unlinked Passengers/Revenue Vehicle Hour	39.23	40.97	4.4%	32.37	33.40	3.2%

Champaign Urbana Mass Transit District

Budget Analysis Report

Fiscal Year: 2017		Period 2	Division: 00 Champaign Urbana Mass Transit District					As of: 09/19/2016	
August 2016	Budget This Period	August 2015	Act/Bgt Var %		2017 YTD	July Thru August Budget YTD	2016 YTD	Act/Bgt Var %	
				4000000000 ***** R E V E N U E *****					>
									>
				4000000099 ** TRANSPORTATION REVENUE					>
									>
				4010000000 * PASSENGER FARES					>
72,441.67	62,500.00	65,253.55	15.91%	4010100000 FULL ADULT FARES	131,037.38	125,000.00	129,594.64	4.83%	
1,574.00	1,666.67	1,658.00	-5.56%	4010300000 STUDENT FARES	2,834.00	3,333.34	4,479.00	-14.98%	
-16.00	0.00	0.00	-100.00%	4010700000 FARE REFUNDS	-36.00	0.00	0.00	-100.00%	
16,553.17	21,666.67	17,776.00	-23.60%	4010800000 ANNUAL PASS REVENUE	34,106.34	43,333.34	35,190.00	-21.29%	
7,105.87	8,333.33	1,458.25	-14.73%	4011000000 HALF FARE CAB	13,403.87	16,666.66	5,836.00	-19.58%	
3,112.00	4,291.67	3,008.50	-27.49%	4011100000 ADA TICKETS & FARES	5,889.01	8,583.34	5,925.50	-31.39%	
100,770.71	98,458.34	89,154.30	2.35%	4019900099 * TOTAL PASSENGER FARES	187,234.60	196,916.68	181,025.14	-4.92%	
322,998.40	304,100.00	383,625.96	6.21%	4020300000 U OF I CAMPUS SERVICE	601,521.48	564,800.00	670,095.53	6.50%	
19,560.91	17,916.67	18,903.00	9.18%	4020500000 ADA - U I & DSC CONTRACTS	39,121.82	35,833.34	37,806.00	9.18%	
0.00	0.00	0.00	0.00%	4030100000 SCHOOL SERVICE FARES	165.00	0.00	0.00	100.00%	
2,950.18	0.00	3,238.34	100.00%	4060100000 I.T. COMMISSIONS	5,637.89	0.00	6,717.38	100.00%	
40,692.76	20,416.67	26,336.67	99.31%	4060300000 ADVERTISING REVENUE	59,076.54	40,833.34	43,311.45	44.68%	
486,972.96	440,891.68	521,258.27	10.45%	4069900099 ** TOTAL TRANSPORTATION REVEN	892,757.33	838,383.36	938,955.50	6.49%	
				4070000000 ** NON - TRANSPORTATION REVENU					
2,276.50	0.00	1,061.83	100.00%	4070100000 SALE OF MAINTENANCE SERVICES	4,963.04	0.00	2,124.91	100.00%	
0.00	0.00	0.00	0.00%	4070200000 RENTAL OF REVENUE VEHICLES	0.00	0.00	0.00	0.00%	
33,516.16	35,416.67	35,273.09	-5.37%	4070300000 BUILDING RENTAL - IL TERMINAL	67,643.96	70,833.34	67,633.49	-4.50%	
21,341.50	20,833.33	20,923.04	2.44%	4070300002 BUILDING RENTAL - 801 & 1101	42,683.00	41,666.66	41,846.08	2.44%	
7,982.48	1,666.67	3,999.68	378.95%	4070400000 INVESTMENT INCOME	12,381.00	3,333.34	8,195.63	271.43%	
-235.47	0.00	595.00	-100.00%	4070400002 +/- FAIR VALUE OF INVESTMENT	2,593.43	0.00	-6,287.50	100.00%	
5.00	0.00	0.00	100.00%	4070800000 OVER OR SHORT	3.00	0.00	0.00	100.00%	
1,451.00	0.00	14,438.00	100.00%	4079800000 GAIN ON FIXED ASSET DISPOSAL	1,451.00	0.00	14,438.00	100.00%	
4,732.89	0.00	5,426.74	100.00%	4079900001 OTHER NONTRANS. REVENUES	8,494.38	0.00	9,118.09	100.00%	
71,070.06	57,916.67	81,717.38	22.71%	4079900099 ** TOTAL NON - TRANSPORTATION R	140,212.81	115,833.34	137,068.70	21.05%	
558,043.02	498,808.35	602,975.65	11.88%	4079999999 *** TOTAL TRANS & NON - TRANS RE	1,032,970.14	954,216.70	1,076,024.20	8.25%	

Champaign Urbana Mass Transit District

Budget Analysis Report

Fiscal Year: 2017		Period 2	Division: 00 Champaign Urbana Mass Transit District				As of: 09/19/2016	
August 2016	Budget This Period	August 2015	Act/Bgt Var %		2017 YTD	July Thru August Budget YTD	2016 YTD	Act/Bgt Var %
4080000000 ** TAXES LEVIED DIRECTLY								
637,671.25	616,666.67	601,576.65	3.41%	4080100000 PROPERTY TAX REVENUE	1,275,342.50	1,233,333.34	1,203,153.30	3.41%
0.00	0.00	0.00	0.00%	4080100001 PROPERTY TAX - UNCOLLECTIBLE R	0.00	0.00	0.00	0.00%
0.00	3,993.00	5,025.82	-100.00%	4080600000 REPLACEMENT TAX REVENUE	0.00	33,594.00	42,317.96	-100.00%
0.00	0.00	0.00	0.00%	4089900001 MISCELLANEOUS PROPERTY TAXES	0.00	0.00	0.00	0.00%
4110000000 ** STATE GRANTS & REIMBURSEMEN								
1,791,792.18	2,096,161.88	1,647,286.85	-14.52%	4110100000 OPERATING ASSISTANCE - STATE	3,881,071.53	4,477,905.40	3,494,631.87	-13.33%
-101,820.74	0.00	7,449.48	-100.00%	4111000000 CAPITAL GRANTS - STATE	329,811.15	0.00	7,449.48	100.00%
0.00	0.00	0.00	0.00%	4111000001 CAPITAL GRANTS - STATE - PASS TH	0.00	0.00	0.00	0.00%
0.00	0.00	0.00	0.00%	4112000000 COUNTY REIMBURSEMENTS	0.00	0.00	0.00	0.00%
0.00	0.00	0.00	0.00%	4119900000 STATE REIMBURSEMENTS	0.00	0.00	0.00	0.00%
0.00	0.00	0.00	0.00%	4119900001 STATE REIMB - PASS THRU'S	0.00	0.00	0.00	0.00%
4130000000 ** FEDERAL GRANTS & REIMBURSEM								
0.00	0.00	0.00	0.00%	4130100000 OPERATING ASSISTANCE - FEDERAL	0.00	0.00	0.00	0.00%
-0.38	0.00	1.58	-100.00%	4130500000 CAPITAL GRANTS - FEDERAL	2,510,752.00	0.00	1.16	100.00%
0.00	0.00	0.00	0.00%	4130600000 FEDERAL GRANT PASS THROUGH \$'	-31,732.26	0.00	-0.34	-100.00%
0.00	0.00	0.00	0.00%	4139900000 FEDERAL REIMBURSEMENTS	0.00	0.00	0.00	0.00%
2,885,685.33	3,215,629.90	2,864,316.03	-10.26%	4999900099 **** TOTAL REVENUE ****	8,998,215.06	6,699,049.44	5,823,577.63	34.32%

Champaign Urbana Mass Transit District

Budget Analysis Report

Fiscal Year: 2017	Period 2	Division: 00 Champaign Urbana Mass Transit District				As of: 09/19/2016		
August 2016	Budget This Period	August 2015	Act/Bgt Var %		2017 YTD	July Thru August Budget YTD	2016 YTD	Act/Bgt Var %
5000000000 ***** E X P E N S E S ***								
5010000000 ** LABOR								
743,338.47	705,760.00	667,599.29	5.32%	5010101000 OPERATORS WAGES	1,317,229.74	1,519,760.00	1,262,593.59	-13.33%
101,932.35	104,260.00	92,656.20	-2.23%	5010204000 MECHANICS WAGES - MAINT	189,419.84	224,900.00	180,132.61	-15.78%
53,484.07	60,150.00	57,164.77	-11.08%	5010304000 MAINTENANCE WAGES - MAINT	104,759.17	129,750.00	117,377.52	-19.26%
80,337.25	93,416.67	79,958.57	-14.00%	5010401000 SUPERVISORS SALARIES - OPS	188,500.91	186,833.34	195,607.71	0.89%
19,190.62	24,060.00	16,486.02	-20.24%	5010404000 SUPERVISORS SALARIES - MAINT	40,938.38	51,900.00	33,546.50	-21.12%
59,246.22	62,475.80	59,418.73	-5.17%	5010501000 OVERHEAD SALARIES - OPS	137,910.74	134,767.00	155,431.14	2.33%
17,680.62	20,451.00	17,615.40	-13.55%	5010504000 OVERHEAD SALARIES - MAINT	34,993.28	44,115.00	42,690.76	-20.68%
79,415.88	87,500.00	71,564.27	-9.24%	5010516000 OVERHEAD SALARIES - G&A	174,467.97	175,000.00	181,865.23	-0.30%
10,787.26	9,166.67	6,888.00	17.68%	5010516200 OVERHEAD SALARIES - IT	20,902.94	18,333.34	24,556.12	14.02%
25,802.46	22,916.67	19,248.24	12.59%	5010601000 CLERICAL WAGES - OPS	51,486.45	45,833.34	40,426.47	12.33%
3,981.30	3,750.00	3,528.21	6.17%	5010604000 CLERICAL WAGES - MAINT	7,616.40	7,500.00	7,392.44	1.55%
20,916.60	25,000.00	15,601.47	-16.33%	5010616000 CLERICAL WAGES - G&A	45,396.44	50,000.00	38,177.68	-9.21%
6,664.22	12,083.33	11,843.61	-44.85%	5010616200 CLERICAL WAGES - IT	12,707.28	24,166.66	25,362.26	-47.42%
10,676.04	12,083.33	9,232.42	-11.65%	5010716200 SECURITY WAGES - IT	19,863.54	24,166.66	18,067.00	-17.81%
-5,947.01	0.00	-4,780.52	-100.00%	5010801000 LABOR CREDIT - OPS	-8,498.81	0.00	-13,085.28	-100.00%
-3,403.96	0.00	-3,078.54	-100.00%	5010804000 LABOR CREDIT - MAINT	-7,196.10	0.00	-5,219.91	-100.00%
-772.07	0.00	-942.48	-100.00%	5010806000 LABOR CREDIT - G&A	-2,429.42	0.00	-3,355.89	-100.00%
11,254.54	10,416.67	9,157.22	8.04%	5010816200 MAINTENANCE WAGES - IT	22,015.10	20,833.34	17,346.04	5.67%
1,234,584.86	1,253,490.14	1,129,160.88	-1.51%	5019999000 ** TOTAL LABOR	2,350,083.85	2,657,858.68	2,318,911.99	-11.58%
5020000000 ** FRINGE BENEFITS								
82,149.48	80,200.00	75,284.95	2.43%	5020101000 FICA - OPS	160,561.40	173,000.00	162,188.37	-7.19%
18,370.99	16,842.00	16,993.32	9.08%	5020104000 FICA - MAINT	35,350.77	36,330.00	35,185.72	-2.70%
6,596.09	8,020.00	5,862.55	-17.75%	5020116000 FICA - G&A	11,859.06	17,300.00	14,726.70	-31.45%
2,670.61	3,689.20	3,219.46	-27.61%	5020116200 FICA - IT	5,619.80	7,958.00	6,767.65	-29.38%
126,436.00	156,390.00	123,841.80	-19.15%	5020201000 IMRF - OPS	256,987.44	337,350.00	319,307.35	-23.82%
26,651.05	46,115.00	27,138.57	-42.21%	5020204000 IMRF - MAINT	52,762.09	99,475.00	64,995.64	-46.96%
11,005.57	16,666.67	10,847.39	-33.97%	5020216000 IMRF - G&A	25,152.90	33,333.34	34,057.49	-24.54%
4,468.77	6,656.60	5,409.96	-32.87%	5020216200 IMRF - IT	8,922.80	14,359.00	14,529.90	-37.86%
224,819.22	216,666.67	193,424.00	3.76%	5020301000 MEDICAL INSURANCE - OPS	453,394.99	433,333.34	398,858.83	4.63%
48,766.00	50,833.33	47,844.12	-4.07%	5020304000 MEDICAL INSURANCE - MAINT	97,728.57	101,666.66	99,202.61	-3.87%
20,595.96	18,750.00	14,116.51	9.85%	5020316000 MEDICAL INSURANCE - G&A	43,523.13	37,500.00	28,081.44	16.06%
13,550.22	11,250.00	10,696.68	20.45%	5020316200 MEDICAL INSURANCE - IT	25,748.55	22,500.00	21,554.73	14.44%
0.00	0.00	0.00	0.00%	5020401000 DENTAL INSURANCE - OPS	0.00	0.00	0.00	0.00%

Champaign Urbana Mass Transit District

Budget Analysis Report

Fiscal Year: 2017		Period 2	Division: 00 Champaign Urbana Mass Transit District					As of: 09/19/2016	
August 2016	Budget This Period	August 2015	Act/Bgt Var %		2017 YTD	July Thru August Budget YTD	2016 YTD	Act/Bgt Var %	
0.00	0.00	0.00	0.00%	5020404000 DENTAL INSURANCE - MAINT	0.00	0.00	0.00	0.00%	
0.00	0.00	0.00	0.00%	5020416000 DENTAL INSURANCE - G&A	0.00	0.00	0.00	0.00%	
419.24	3,333.33	2,073.51	-87.42%	5020501000 LIFE INSURANCE - OPS	5,112.86	6,666.66	6,181.99	-23.31%	
132.00	1,000.00	454.08	-86.80%	5020504000 LIFE INSURANCE - MAINT	1,330.24	2,000.00	1,500.27	-33.49%	
249.83	250.00	112.57	-0.07%	5020516000 LIFE INSURANCE - G&A	786.43	500.00	354.74	57.29%	
13.75	0.00	46.96	100.00%	5020516200 LIFE INSURANCE - IT	402.35	0.00	450.60	100.00%	
0.00	0.00	0.00	0.00%	5020701000 UNEMPLOYMENT INSURANCE - OPS	0.00	0.00	0.00	0.00%	
0.00	0.00	0.00	0.00%	5020704000 UNEMPLOYMENT INSURANCE - MAIN	0.00	0.00	0.00	0.00%	
0.00	0.00	0.00	0.00%	5020716000 UNEMPLOYMENT INSURANCE - G&A	0.00	0.00	0.00	0.00%	
0.00	0.00	0.00	0.00%	5020716200 UNEMPLOYMENT INSURANCE - IT	0.00	0.00	0.00	0.00%	
11,021.70	25,000.00	30,424.96	-55.91%	5020801000 WORKERS COMP INSURANCE - OPS	16,991.80	50,000.00	44,220.99	-66.02%	
16,310.66	25,000.00	39,759.38	-34.76%	5020804000 WORKERS COMP INSURANCE - MAIN	56,015.30	50,000.00	44,725.66	12.03%	
333.50	250.00	230.04	33.40%	5020816000 WORKERS COMP INSURANCE - G&A	561.26	500.00	230.04	12.25%	
4,600.23	2,083.33	1,422.76	120.81%	5020816200 WORKERS COMP INSURANCE - IT	18,060.22	4,166.66	3,695.49	333.45%	
0.00	0.00	0.00	0.00%	5021001000 HOLIDAYS - OPS	22,468.32	17,423.64	13,645.12	28.95%	
0.00	0.00	0.00	0.00%	5021004000 HOLIDAYS - MAINT	6,201.76	3,716.70	4,052.40	66.86%	
0.00	0.00	0.00	0.00%	5021016200 HOLIDAYS - IT	517.68	0.00	371.84	100.00%	
48,098.32	47,929.98	44,878.51	0.35%	5021101000 VACATIONS - OPS	144,211.76	157,180.45	148,277.31	-8.25%	
9,960.00	10,758.60	7,900.16	-7.42%	5021104000 VACATIONS - MAINT	23,129.12	35,281.50	24,748.56	-34.44%	
0.00	0.00	326.40	0.00%	5021116200 VACATIONS - IT	468.96	0.00	1,085.68	100.00%	
8,137.23	3,191.67	7,400.04	154.95%	5021201000 OTHER PAID ABSENCES - OPS	17,180.75	6,383.34	13,862.20	169.15%	
4,049.84	750.00	175.44	439.98%	5021204000 OTHER PAID ABSENCES - MAINT	8,736.72	1,500.00	330.32	482.45%	
0.00	0.00	4.26	0.00%	5021216200 OTHER PAID ABSENCES - IT	108.24	0.00	106.42	100.00%	
2,181.11	0.00	3,054.90	100.00%	5021301000 UNIFORM ALLOWANCES - OPS	3,575.31	37,494.60	4,698.40	-90.46%	
1,235.56	1,916.67	971.47	-35.54%	5021304000 UNIFORM ALLOWANCES - MAINT	2,013.53	3,833.34	2,058.94	-47.47%	
113.60	250.00	538.11	-54.56%	5021316200 UNIFORM ALLOWANCES - IT	171.68	500.00	667.91	-65.66%	
2,616.43	1,666.67	2,873.25	56.99%	5021401000 OTHER FRINGE BENEFITS - OPS	3,373.11	3,333.34	4,254.05	1.19%	
698.19	666.67	282.28	4.73%	5021404000 OTHER FRINGE BENEFITS - MAINT	836.38	1,333.34	623.43	-37.27%	
1,559.72	3,916.67	2,483.55	-60.18%	5021416000 OTHER FRINGE BENEFITS - G&A	11,341.48	7,833.34	6,091.52	44.78%	
387.97	2,833.33	233.15	-86.31%	5021416200 OTHER FRINGE BENEFITS - IT	434.94	5,666.66	1,177.40	-92.32%	
157,371.97	169,730.04	141,200.53	-7.28%	5021501000 EARNED TIME - OPS	312,927.49	402,342.52	349,138.84	-22.22%	
22,295.55	18,314.10	18,951.30	21.74%	5021504000 EARNED TIME - MAINT	33,221.36	43,413.30	33,328.52	-23.48%	
166.48	0.00	2,874.43	100.00%	5021516200 EARNED TIME - IT	774.84	0.00	4,043.31	100.00%	
466.91	0.00	0.00	100.00%	5021604000 TOOL ALLOWANCE - MAINT	8,864.31	11,536.80	11,023.91	-23.16%	
6,958.36	3,191.67	1,251.18	118.02%	5021701000 DISABILITY - OPS	16,986.82	6,383.34	4,795.03	166.11%	
0.00	333.33	0.00	-100.00%	5021704000 DISABILITY - MAINT	0.00	666.66	0.00	-100.00%	
0.00	0.00	0.00	0.00%	5021716200 DISABILITY - IT	0.00	0.00	0.00	0.00%	
0.00	0.00	98.65	0.00%	5021801000 WORKERS COMP - PAYROLL - OPS	0.00	0.00	98.65	0.00%	
0.00	0.00	434.32	0.00%	5021804000 WORKERS COMP - PAYROLL - MAINT	0.00	0.00	963.27	0.00%	

Champaign Urbana Mass Transit District

Budget Analysis Report

Fiscal Year: 2017		Period 2	Division: 00 Champaign Urbana Mass Transit District				As of: 09/19/2016	
August 2016	Budget This Period	August 2015	Act/Bgt Var %		2017 YTD	July Thru August Budget YTD	2016 YTD	Act/Bgt Var %
0.00	0.00	0.00	0.00%	5021816200 WORKERS COMP - PAYROLL - IT	0.00	0.00	0.00	0.00%
0.00	0.00	0.00	0.00%	5022001000 EARLY RETIREMENT PLAN - OPS	0.00	0.00	0.00	0.00%
0.00	0.00	0.00	0.00%	5022004000 EARLY RETIREMENT PLAN - MAINT	0.00	0.00	0.00	0.00%
0.00	0.00	0.00	0.00%	5022016000 EARLY RETIREMENT PLAN - G&A	0.00	0.00	0.00	0.00%
0.00	0.00	0.00	0.00%	5022016200 EARLY RETIREMENT PLAN - IT	0.00	0.00	0.00	0.00%
885,458.11	954,445.53	845,135.50	-7.23%	5029999900 ** TOTAL FRINGE BENEFITS	1,894,416.52	2,173,761.53	1,930,259.24	-12.85%
5030000000 ** SERVICES								
46,885.22	54,166.67	29,343.22	-13.44%	5030316000 PROFESSIONAL SERVICES - G&A	79,840.89	108,333.34	46,364.98	-26.30%
0.00	416.67	0.00	-100.00%	5030316200 PROFESSIONAL SERVICES - IT	0.00	833.34	0.00	-100.00%
0.00	0.00	0.00	0.00%	5030316300 PROFESSIONAL SERVICES - IT - NON	0.00	0.00	0.00	0.00%
3,892.50	0.00	3,000.00	100.00%	5030316400 PROFESSIONAL SERVICES - G&A - N	13,735.44	0.00	3,596.34	100.00%
0.00	0.00	0.00	0.00%	5030404000 TEMPORARY HELP - MAINT	0.00	0.00	0.00	0.00%
0.00	0.00	0.00	0.00%	5030416000 TEMPORARY HELP - G&A	0.00	0.00	0.00	0.00%
224.72	0.00	0.00	100.00%	5030501000 CONTRACT MAINTENANCE - OPS	488.80	0.00	0.00	100.00%
7,159.97	10,000.00	12,815.90	-28.40%	5030504000 CONTRACT MAINTENANCE - MAINT	17,141.41	20,000.00	21,186.97	-14.29%
33,657.73	32,916.67	31,300.29	2.25%	5030516000 CONTRACT MAINTENANCE - G&A	73,373.33	65,833.34	62,819.33	11.45%
3,299.94	3,333.33	6,313.70	-1.00%	5030516200 CONTRACT MAINTENANCE - IT	9,349.16	6,666.66	10,450.13	40.24%
0.00	0.00	0.00	0.00%	5030516300 CONTRACT MAINTENANCE - IT - NON	0.00	0.00	0.00	0.00%
0.00	0.00	0.00	0.00%	5030604000 CUSTODIAL SERVICES - MAINT	0.00	0.00	0.00	0.00%
2,653.10	6,250.00	1,956.82	-57.55%	5030801000 PRINTING SERVICES - OPS	7,477.18	12,500.00	3,105.20	-40.18%
0.00	83.33	0.00	-100.00%	5030804000 PRINTING SERVICES - MAINT	0.00	166.66	0.00	-100.00%
970.63	0.00	0.00	100.00%	5030816000 PRINTING SERVICES - G&A	970.63	0.00	103.00	100.00%
0.00	0.00	0.00	0.00%	5030816200 PRINTING SERVICES - IT	0.00	0.00	0.00	0.00%
0.00	0.00	0.00	0.00%	5030816300 PRINTING SERVICES - IT - NON REIM	0.00	0.00	0.00	0.00%
986.32	2,083.33	2,302.32	-52.66%	5039901000 OTHER SERVICES - OPS	1,653.75	4,166.66	5,020.09	-60.31%
0.00	416.67	0.00	-100.00%	5039904000 OTHER SERVICES - MAINT	0.00	833.34	287.54	-100.00%
3,595.67	4,166.67	7,962.59	-13.70%	5039916000 OTHER SERVICES - G&A	11,482.36	8,333.34	10,532.80	37.79%
217.99	416.67	217.99	-47.68%	5039916200 OTHER SERVICES - IT	435.98	833.34	1,197.42	-47.68%
419.20	0.00	118.00	100.00%	5039916300 OTHER SERVICES - IT - NON REIMB	838.40	0.00	236.00	100.00%
0.00	0.00	0.00	0.00%	5039916400 OTHER SERVICES - G&A - NON REIM	0.00	0.00	0.00	0.00%
103,962.99	114,250.01	95,330.83	-9.00%	5039999900 ** TOTAL SERVICES	216,787.33	228,500.02	164,899.80	-5.13%

Champaign Urbana Mass Transit District

Budget Analysis Report

Fiscal Year: 2017		Period 2	Division: 00 Champaign Urbana Mass Transit District				As of: 09/19/2016	
August 2016	Budget This Period	August 2015	Act/Bgt Var %		2017 YTD	July Thru August Budget YTD	2016 YTD	Act/Bgt Var %
5039999999 ***** E X P E N S E S ***								
5040000000 ** MATERIALS & SUPPLIES CONSUM								
110,041.61	235,675.00	109,729.42	-53.31%	5040101000 FUEL & LUBRICANTS - OPS	195,506.24	455,400.00	212,054.39	-57.07%
5,922.88	11,856.00	6,706.21	-50.04%	5040104000 FUEL & LUBRICANTS - MAINT	12,520.86	23,632.00	13,366.97	-47.02%
10,000.00	10,306.80	11,423.39	-2.98%	5040201000 TIRES & TUBES - OPS - MB DO	19,291.84	19,051.20	21,127.12	1.26%
156.76	647.10	898.59	-75.77%	5040204000 TIRES & TUBES - MAINT - DR DO	397.87	1,079.10	-456.28	-63.13%
0.00	0.00	0.00	0.00%	5040206000 TIRES & TUBES - NON REVENUE VEH	0.00	0.00	0.00	0.00%
351.83	3,333.33	249.92	-89.45%	5040304000 GARAGE EQUIPMENT - REPAIRS - MA	351.83	6,666.66	1,218.56	-94.72%
1,461.69	7,500.00	2,888.77	-80.51%	5040404000 BLDG & GROUND REPAIRS - MAINT -	8,243.78	15,000.00	10,213.26	-45.04%
3,110.08	0.00	1,055.20	100.00%	5040404001 BLDG & GROUND REPAIRS - MAINT -	8,894.95	0.00	4,886.12	100.00%
10,011.57	9,583.33	419.70	4.47%	5040416200 BLDG & GROUND REPAIRS - IT	12,311.94	19,166.66	8,735.90	-35.76%
3,107.96	0.00	5,805.96	100.00%	5040416300 BLDG & GROUND REPAIRS - IT - NON	4,256.20	0.00	6,092.66	100.00%
0.00	4,166.67	0.00	-100.00%	5040416400 BLDG & GROUND REPAIRS - G&A - N	0.00	8,333.34	0.00	-100.00%
-3,237.00	0.00	-3,826.37	-100.00%	5040500001 REVENUE VEHICLE REPAIRS - CORE	-10,079.50	0.00	-8,727.12	-100.00%
114,570.78	145,833.33	91,107.56	-21.44%	5040504000 REVENUE VEHICLES - REPAIRS	263,823.30	291,666.66	207,197.43	-9.55%
3,433.51	2,083.33	519.95	64.81%	5040604000 NON REVENUE VEHICLES - REPAIRS	5,652.20	4,166.66	1,004.05	35.65%
4,456.30	4,750.00	2,942.43	-6.18%	5040704000 SERVICE SUPPLIES - MAINT	8,676.29	9,500.00	5,639.34	-8.67%
2,058.75	2,333.33	2,953.61	-11.77%	5040716200 SERVICE SUPPLIES - IT	3,112.72	4,666.66	4,795.82	-33.30%
2,003.63	2,583.33	3,226.76	-22.44%	5040801000 OFFICE SUPPLIES - OPS	3,926.91	5,166.66	4,953.84	-24.00%
221.34	2,500.00	248.72	-91.15%	5040804000 OFFICE SUPPLIES - MAINT	1,095.79	5,000.00	427.53	-78.08%
1,018.78	2,500.00	1,295.36	-59.25%	5040816000 OFFICE SUPPLIES - G&A	1,888.62	5,000.00	3,410.87	-62.23%
243.26	500.00	175.27	-51.35%	5040816200 OFFICE SUPPLIES - IT	324.03	1,000.00	433.69	-67.60%
1,576.63	0.00	892.59	100.00%	5040901000 COMPUTER & SERVER - MISC EXP'S -	2,585.51	0.00	3,965.70	100.00%
1,029.24	0.00	452.66	100.00%	5040904000 COMPUTER & SERVER - MISC EXP'S -	1,243.11	0.00	2,097.91	100.00%
1,164.13	0.00	3,813.37	100.00%	5040916000 COMPUTER & SERVER - MISC EXP'S -	2,771.42	0.00	4,120.38	100.00%
0.00	0.00	836.80	0.00%	5040916200 COMPUTER & SERVER - MISC EXP'S -	213.87	0.00	836.80	100.00%
0.00	0.00	2,873.66	0.00%	5041001000 SAFETY & TRAINING	0.00	0.00	2,897.72	0.00%
0.00	0.00	0.00	0.00%	5041004000 SAFETY & TRAINING - MAINT	0.00	0.00	0.00	0.00%
4,092.44	5,833.33	7,421.09	-29.84%	5041104000 PASSENGER SHELTER - REPAIRS	7,526.03	11,666.66	8,498.11	-35.49%
3,983.85	1,666.67	107.10	139.03%	5041201000 SMALL TOOLS & EQUIP - OPS	6,126.74	3,333.34	225.88	83.80%
-232.29	3,333.33	577.63	-106.97%	5041204000 SMALL TOOLS & EQUIP - MAINT	2,315.69	6,666.66	2,092.77	-65.26%
953.95	1,666.67	300.00	-42.76%	5041216000 SMALL TOOLS & EQUIP - G&A	2,403.92	3,333.34	300.00	-27.88%
0.00	1,666.67	14.84	-100.00%	5041216200 SMALL TOOLS & EQUIP - IT	279.00	3,333.34	252.27	-91.63%
0.00	0.00	0.00	0.00%	5041216300 SMALL TOOLS & EQUIP - IT - NON REI	0.00	0.00	0.00	0.00%
0.00	0.00	0.00	0.00%	5041216400 SMALL TOOLS & EQUIP - G&A - NON	0.00	0.00	0.00	0.00%
0.00	0.00	0.00	0.00%	5041304000 FAREBOX REPAIRS	0.00	0.00	0.00	0.00%
4,014.75	0.00	5,189.02	100.00%	5041404000 CAD/AVL,CAMERA,RADIO REPAIRS -	6,958.83	0.00	7,737.52	100.00%
1,826.64	0.00	2,817.67	100.00%	5041504000 ADA VEHICLE - REPAIRS - MAINT	3,101.07	0.00	4,469.24	100.00%

Champaign Urbana Mass Transit District

Budget Analysis Report

Fiscal Year: 2017		Period 2	Division: 00 Champaign Urbana Mass Transit District					As of: 09/19/2016	
August 2016	Budget This Period	August 2015	Act/Bgt Var %		2017 YTD	July Thru August Budget YTD	2016 YTD	Act/Bgt Var %	
287,343.07	460,318.22	263,116.88	-37.58%	5049999900 ** TOTAL MATERIAL & SUPPLIES	575,721.06	902,828.94	533,868.45	-36.23%	
21,596.52	18,720.00	17,061.16	15.37%	5050216000 ** UTILITIES - G&A	44,941.53	42,390.00	38,611.49	6.02%	
5,993.42	8,242.50	5,847.31	-27.29%	5050216200 ** UTILITIES - IT	12,227.72	18,165.00	12,888.41	-32.69%	
3,028.49	3,483.00	2,912.32	-13.05%	5050216300 ** UTILITIES - IT - NON REIMB	6,190.46	7,731.00	6,465.94	-19.93%	
30,618.43	30,445.50	25,820.79	0.57%	5059999900 **TOTAL UTILITIES	63,359.71	68,286.00	57,965.84	-7.21%	
				5060000000 ** CASUALTY & LIABILITY COSTS					
3,720.74	3,750.00	3,798.97	-0.78%	5060104000 PHYSICAL DAMAGE PREMIUMS - MAI	7,441.48	7,500.00	7,597.94	-0.78%	
0.00	0.00	0.00	0.00%	5060116200 PHYSICAL DAMAGE PREMIUMS - IT	0.00	0.00	0.00	0.00%	
-1,503.93	-2,083.33	-20.00	-27.81%	5060204000 PHYSICAL DAMAGE RECOVERIES - M	-2,127.17	-4,166.66	-1,127.03	-48.95%	
31,899.72	39,166.67	33,082.70	-18.55%	5060316000 PL & PD INSURANCE PREMIUMS - G&	63,799.44	78,333.34	66,165.40	-18.55%	
0.00	0.00	0.00	0.00%	5060316200 PL & PD INSURANCE PREMIUMS - IT	0.00	0.00	0.00	0.00%	
37,878.87	39,583.33	37,718.36	-4.31%	5060416000 UNINSURED PL & PD PAYOUTS - G&A	74,907.69	79,166.66	76,220.47	-5.38%	
2,274.85	0.00	2,322.68	100.00%	5060816000 UNINSURED PL & PD PAYOUTS - G&A	4,549.70	0.00	4,645.36	100.00%	
74,270.25	80,416.67	76,902.71	-7.64%	5069999900 ** TOTAL CASUALTY & LIABILITY	148,571.14	160,833.34	153,502.14	-7.62%	
				5070000000 ** TAXES					
0.00	0.00	0.00	0.00%	5070316000 PROPERTY TAXES	0.00	0.00	0.00	0.00%	
515.00	0.00	0.00	100.00%	5070401000 VEHICLE LICENSING FEES - OPS	927.00	0.00	0.00	100.00%	
0.00	0.00	52.00	0.00%	5070416000 VEHICLE LICENSING FEES - G&A	0.00	0.00	52.00	0.00%	
3,758.54	2,750.00	3,005.84	36.67%	5070501000 FUEL TAX	6,393.77	5,500.00	5,109.87	16.25%	
4,273.54	2,750.00	3,057.84	55.40%	5079999900 ** TOTAL TAXES	7,320.77	5,500.00	5,161.87	33.10%	
				5079999999 ***** E X P E N S E S ***					

Champaign Urbana Mass Transit District

Budget Analysis Report

Fiscal Year: 2017	Period 2	Division: 00 Champaign Urbana Mass Transit District					As of: 09/19/2016	
August 2016	Budget This Period	August 2015	Act/Bgt Var %		2017 YTD	July Thru August Budget YTD	2016 YTD	Act/Bgt Var %
5080100000 ** PURCHASED TRANSPORTATION								
14,211.74	14,583.33	8,534.00	-2.55%	5080116000 CABS	26,807.74	29,166.66	17,289.00	-8.09%
49,146.83	47,916.67	47,267.33	2.57%	5080216000 ADA CONTRACTS	98,293.66	95,833.34	94,534.66	2.57%
63,358.57	62,500.00	55,801.33	1.37%	5089999900 **TOTAL PURCHASED TRANSPORTA	125,101.40	125,000.00	111,823.66	0.08%
5090000000 ** MISCELLANEOUS EXPENSES								
4,473.61	5,333.33	4,291.70	-16.12%	5090116000 DUES & SUBSCRIPTIONS - G&A	14,884.02	10,666.66	8,882.40	39.54%
8,344.02	6,666.67	3,439.66	25.16%	5090216000 TRAVEL & MEETINGS - G&A	13,547.15	13,333.34	12,380.23	1.60%
0.00	0.00	0.00	0.00%	5090716000 BAD DEBT EXPENSE	0.00	0.00	0.00	0.00%
30,526.34	14,583.33	18,778.34	109.32%	5090816000 ADVERTISING EXPENSES - G&A	59,631.59	29,166.66	40,235.90	104.45%
0.00	0.00	0.00	0.00%	5090816200 ADVERTISING EXPENSES - IT	0.00	0.00	0.00	0.00%
0.00	708.33	1,300.00	-100.00%	5090916000 TRUSTEE COMPENSATION	0.00	1,416.66	1,300.00	-100.00%
944.45	2,166.67	74.19	-56.41%	5091016000 POSTAGE	973.98	4,333.34	927.69	-77.52%
0.00	0.00	0.00	0.00%	5091516000 LOSS/DISPOSAL FIXED ASSETS	0.00	0.00	0.00	0.00%
0.00	0.00	0.00	0.00%	5091616000 ADVERTISING SERVICES EXPENSE	0.00	0.00	0.00	0.00%
1,403.20	0.00	0.00	100.00%	5091716000 SUBSTANCE ABUSE PROGRAM	7,536.90	0.00	537.00	100.00%
505.74	1,666.67	1,705.40	-69.66%	5099901000 OTHER MISC EXPENSES - OPS	1,677.95	3,333.34	1,858.64	-49.66%
-199.82	833.33	0.00	-123.98%	5099904000 OTHER MISC EXPENSES - MAINT	789.43	1,666.66	-125.00	-52.63%
3,702.85	7,541.67	-1,336.40	-50.90%	5099916000 OTHER MISC EXPENSES - G&A	4,189.07	15,083.34	2,008.79	-72.23%
318.62	1,666.67	0.00	-80.88%	5099916200 OTHER MISC EXPENSES - IT	1,055.68	3,333.34	98.72	-68.33%
0.00	416.67	391.84	-100.00%	5099916300 OTHER MISC EXPENSES - IT - NON R	72.50	833.34	757.29	-91.30%
-109.35	0.00	-1,618.16	-100.00%	5099916400 OTHER MISC EXPENSES - G&A - NON	1,140.48	0.00	992.41	100.00%
0.00	0.00	0.00	0.00%	5099926000 UNALLOCATED EXPENSES	0.00	0.00	0.00	0.00%
49,909.66	41,583.34	27,026.57	20.02%	5099999900 ** TOTAL MISCELLANEOUS EXPENSE	105,498.75	83,166.68	69,854.07	26.85%
5100000000 ** EXPENSE TRANSFERS								
0.00	0.00	0.00	0.00%	5109999900 ** TOTAL EXPENSE TRANSFERS	0.00	0.00	0.00	0.00%

Champaign Urbana Mass Transit District

Budget Analysis Report

Fiscal Year: 2017		Period 2		Division: 00 Champaign Urbana Mass Transit District				As of: 09/19/2016	
August 2016	Budget This Period	August 2015	Act/Bgt Var %		2017 YTD	July Thru August Budget YTD	2016 YTD	Act/Bgt Var %	
5109999999 ***** E X P E N S E S *****									
5110000000 ** INTEREST EXPENSES									
0.00	0.00	0.00	0.00%	5110116000 INTEREST - LONG-TERM DEBTS	0.00	0.00	0.00	0.00%	
0.00	0.00	0.00	0.00%	5110216000 INTEREST - SHORT-TERM DEBTS	0.00	0.00	0.00	0.00%	
0.00	0.00	0.00	0.00%	5119999900 ** TOTAL INTEREST	0.00	0.00	0.00	0.00%	
5120000000 ** LEASE & RENTALS									
4,808.34	8,333.33	4,808.34	-42.30%	5120401000 PASSENGER REVENUE VEHICLES -	9,616.68	16,666.66	9,616.68	-42.30%	
978.24	1,916.67	978.24	-48.96%	5120516000 SERVICE VEHICLE LEASES	1,956.48	3,833.34	1,956.48	-48.96%	
2,151.08	2,083.33	1,874.58	3.25%	5120704000 GARAGE EQUIPMENT LEASES - MAIN	4,302.16	4,166.66	3,749.22	3.25%	
0.00	0.00	0.00	0.00%	5120901000 RADIO EQUIPMENT LEASES - OPS	0.00	0.00	0.00	0.00%	
0.00	0.00	0.00	0.00%	5121216000 G.A. FACILITIES LEASES	0.00	0.00	0.00	0.00%	
6,620.00	0.00	4,450.00	100.00%	5121301000 MISCELLANEOUS LEASES - OPS	13,240.00	0.00	8,900.00	100.00%	
14,379.49	14,750.00	10,456.12	-2.51%	5121316000 MISCELLANEOUS LEASES - G&A	29,965.03	29,500.00	20,987.27	1.58%	
2,721.59	0.00	956.81	100.00%	5121316200 MISCELLANEOUS LEASES - IT	4,560.79	0.00	1,913.62	100.00%	
0.00	0.00	0.00	0.00%	5121316300 MISCELLANEOUS LEASES - IT - NON	2,000.00	0.00	0.00	100.00%	
3,000.00	0.00	0.00	100.00%	5121316400 MISCELLANEOUS LEASES - G&A - NO	3,000.00	0.00	0.00	100.00%	
34,658.74	27,083.33	23,524.09	27.97%	5129999900 ** TOTAL LEASE & RENTALS	68,641.14	54,166.66	47,123.27	26.72%	
5130000000 ** DEPRECIATION									
0.00	0.00	0.00	0.00%	5130201000 PASSENGER SHELTERS DEPR	0.00	0.00	0.00	0.00%	
0.00	0.00	0.00	0.00%	5130401000 REVENUE VEHICLE DEPRECIATION	0.00	0.00	0.00	0.00%	
0.00	0.00	0.00	0.00%	5130516000 SERVICE VEHICLE DEPRECIATION	0.00	0.00	0.00	0.00%	
0.00	0.00	0.00	0.00%	5130704000 GARAGE EQUIP. DEPRECIATION - MA	0.00	0.00	0.00	0.00%	
0.00	0.00	0.00	0.00%	5130901000 REVENUE VEHICLE RADIO EQUIP. DE	0.00	0.00	0.00	0.00%	
0.00	0.00	0.00	0.00%	5131016000 COMPUTER EQUIPMENT DEPRECIATI	0.00	0.00	0.00	0.00%	
0.00	0.00	0.00	0.00%	5131116000 REVENUE COLLECTION EQUIPMENT	0.00	0.00	0.00	0.00%	
0.00	0.00	0.00	0.00%	5131216000 G.A. FACILITIES DEPRECIATION	0.00	0.00	0.00	0.00%	
0.00	0.00	0.00	0.00%	5131316000 G.A. SYSTEM DEV.DEPRECIATION	0.00	0.00	0.00	0.00%	
0.00	0.00	0.00	0.00%	5131416000 MISCELLANEOUS EQUIPMENT DEPR	0.00	0.00	0.00	0.00%	
0.00	0.00	0.00	0.00%	5131516000 OFFICE EQUIPMENT DEPR.	0.00	0.00	0.00	0.00%	
0.00	0.00	0.00	0.00%	5139999900 ** TOTAL DEPRECIATION	0.00	0.00	0.00	0.00%	
0.00	0.00	0.00	0.00%	5170116000 DEBT SERVICE ON EQUIPMENT & FA	0.00	0.00	0.00	0.00%	

Champaign Urbana Mass Transit District Budget Analysis Report

Fiscal Year: 2017		Period 2	Division: 00 Champaign Urbana Mass Transit District				As of: 09/19/2016	
August 2016	Budget This Period	August 2015	Act/Bgt Var %		2017 YTD	July Thru August Budget YTD	2016 YTD	Act/Bgt Var %
2,768,438.22	3,027,282.74	2,544,877.42	-8.55%	5999990000 **** TOTAL EXPENSES ****	5,555,501.67	6,459,901.85	5,393,370.33	-14.00%
117,247.11	188,347.16	319,438.61	-37.75%	5999999800 NET SURPLUS (DEFICIT)	3,442,713.39	239,147.59	430,207.30	> 999.99%

Champaign-Urbana Mass Transit District
Accounts Payable Check Disbursement List
BUSEY BANK OPERATING ACCOUNT

From Date: 08/01/2016

Thru Date: 08/31/2016

Check #	Check Date	Ref #	Name	Total Paid	C-CARTS Portion	MTD Portion	Voided
00133739	04-Aug-16	A0025	A.N.F. ELECTRIC, INC.	\$1,227.40		\$1,227.40	
00133740	04-Aug-16	A5085	AMERENIP	\$7,276.70		\$7,276.70	
00133741	04-Aug-16	A7545	ARROW GLASS COMPANY	\$683.72		\$683.72	
00133742	04-Aug-16	A8006	AT & T MOBILITY	\$208.20		\$208.20	
00133743	04-Aug-16	B4510	BLACK & COMPANY	\$56.16		\$56.16	
00133744	04-Aug-16	B7325	BRASCO INTERNATIONAL, INC.	\$1,600.00		\$1,600.00	
00133745	04-Aug-16	B8501	BUMPER TO BUMPER	\$32.73		\$32.73	
00133746	04-Aug-16	C0364	CARLE PHYSICIAN GROUP	\$2,824.00		\$2,824.00	
00133747	04-Aug-16	C1560	CDC PAPER & JANITOR	\$716.89		\$716.89	
00133748	04-Aug-16	C2165	CENTRAL ILLINOIS TRUCKS	\$1,140.59		\$1,140.59	
00133749	04-Aug-16	C3042	CHAMPAIGN CHRYSLER DODGE JEEP RAM	\$13.36		\$13.36	
00133750	04-Aug-16	C3045	CITY OF CHAMPAIGN	\$9,358.62		\$9,358.62	
00133751	04-Aug-16	C3052	** CHAMPAIGN COUNTY REGIONAL PLANNING	\$31,732.26		\$31,732.26	
00133752	04-Aug-16	C3105	CHEMICAL MAINTENANCE INC.	\$40.80		\$40.80	
00133753	04-Aug-16	C4588	CLEAN THE UNIFORM COMPANY HIGHLAND	\$361.82		\$361.82	
00133754	04-Aug-16	C6258	COLUMBIA STREET ROASTERY	\$203.50		\$203.50	
00133755	04-Aug-16	C6259	COMMERCE BANK	\$10,170.07		\$10,170.07	
00133756	04-Aug-16	C6263	COMCAST CABLE	\$196.46		\$196.46	
00133757	04-Aug-16	C6285	THOMAS C. CONRAD	\$40.00		\$40.00	
00133758	04-Aug-16	C6685	CONSTELLATION NEWENERGY, INC.	\$16,872.80		\$16,872.80	
00133759	04-Aug-16	D8587	DUST & SON OF CHAMPAIGN COUNTY, INC	\$107.64		\$107.64	
00133760	04-Aug-16	E0350	E-CONOLIGHT LLC	\$1,039.96		\$1,039.96	
00133761	04-Aug-16	E4595	ELECTRIC AUTO	\$315.00		\$315.00	
00133762	04-Aug-16	E5870	ENTEC SERVICES, INC.	\$214.00		\$214.00	
00133763	04-Aug-16	F0365	FASTENAL COMPANY	\$25.00		\$25.00	
00133764	04-Aug-16	F0367	FASTENERS ETC., INC.	\$24.77		\$24.77	
00133765	04-Aug-16	F2014	F.E. MORAN, INC. FIRE PROTECTION	\$2,100.00		\$2,100.00	
00133766	04-Aug-16	F6367	FORD CITY	\$111.76		\$111.76	
00133767	04-Aug-16	F6404	4IMPRINT, INC.	\$4,684.78		\$4,684.78	
00133768	04-Aug-16	G2277	GENFARE	\$1,104.52		\$1,104.52	
00133769	04-Aug-16	G6297	MELVIN GOODWIN	\$543.68		\$543.68	
00133770	04-Aug-16	H2150	LARRY HELM	\$40.00		\$40.00	
00133771	04-Aug-16	H6387	HOTSY EQUIPMENT COMPANY	\$194.00		\$194.00	
00133772	04-Aug-16	H8580	GREGORY HUSS	\$327.50		\$327.50	
00133773	04-Aug-16	I4747	ILLINI FS, INC.	\$10,263.45		\$10,263.45	
00133774	04-Aug-16	I4751	ILLINI INSTITUTIONAL FOOD	\$242.81		\$242.81	
00133775	04-Aug-16	I4770	ILLINI PLASTICS SUPPLY	\$831.94		\$831.94	
00133776	04-Aug-16	I4790	ILLINOIS-AMERICAN WATER	\$1,623.93		\$1,623.93	
00133777	04-Aug-16	I7640	** ISAC	\$14.02		\$14.02	
00133778	04-Aug-16	J0320	JANITOR & MAINTENANCE SUPPLIES, INC.	\$351.40		\$351.40	
00133779	04-Aug-16	J3680	JEFFREY A. WILSEY	\$0.00		\$0.00	
00133780	04-Aug-16	K2190	KEN'S OIL SERVICE, INC.	\$9,781.20		\$9,781.20	
00133781	04-Aug-16	L3517	JAMES R. LINGREEN	\$9.85		\$9.85	
00133782	04-Aug-16	L6446	LOWE'S	\$183.05		\$183.05	
00133783	04-Aug-16	M0377	MARTIN ONE SOURCE	\$37.10		\$37.10	
00133784	04-Aug-16	M1246	MCMaster-CARR SUPPLY CO.	\$65.80		\$65.80	
00133785	04-Aug-16	M1269	MCS OFFICE TECHNOLOGIES	\$2,445.49		\$2,445.49	
00133786	04-Aug-16	M2145	MEINEKE MUFFLERS	\$280.72		\$280.72	
00133787	04-Aug-16	M2179	MENARD'S	\$628.20		\$628.20	
00133788	04-Aug-16	M3408	MIDWEST TRANSIT EQUIPMENT, INC.	\$164.07		\$164.07	
00133789	04-Aug-16	M6162	MOHAWK MFG. & SUPPLY CO.	\$481.68		\$481.68	
00133790	04-Aug-16	M8518	MUNCIE RECLAMATION-SUPPLY	\$204.85		\$204.85	
00133791	04-Aug-16	N0320	NAPA AUTO PARTS	\$408.95	\$345.29	\$63.66	
00133792	04-Aug-16	N0387	NATIONAL COATINGS & SUPPLIES	\$173.69		\$173.69	
00133793	04-Aug-16	N2290	NEW FLYER INDUSTRIES	\$4,399.38		\$4,399.38	
00133794	04-Aug-16	N2920	TRAI C. NGUYEN	\$216.91		\$216.91	
00133795	04-Aug-16	P4521	CYNTHIA HOYLE	\$4,524.00		\$4,524.00	
00133796	04-Aug-16	P4522	SHERRY HELFER	\$374.12		\$374.12	
00133797	04-Aug-16	P6436	POWDER COATING & CUSTOM CHROME	\$364.18		\$364.18	
00133798	04-Aug-16	R0308	RAPID REPRODUCTIONS, INC.	\$183.04		\$183.04	
00133799	04-Aug-16	R2015	REPUBLIC SERVICES	\$4,049.29		\$4,049.29	
00133800	04-Aug-16	R2320	REYNOLDS TOWING SERVICE	\$60.00		\$60.00	
00133801	04-Aug-16	R3488	RILCO OF PEORIA, INC.	\$3,379.10		\$3,379.10	

X

Champaign-Urbana Mass Transit District
Accounts Payable Check Disbursement List
BUSEY BANK OPERATING ACCOUNT

From Date: 08/01/2016

Thru Date: 08/31/2016

Check #	Check Date	Ref #	Name	Total Paid	C-CARTS Portion	MTD Portion	Voided
00133802	04-Aug-16	R6120	ROGARDS OFFICE PRODUCTS	\$139.90		\$139.90	
00133803	04-Aug-16	R8487	BRIAN RULON	\$40.00		\$40.00	
00133804	04-Aug-16	R8582	TYLER RUSH	\$125.00		\$125.00	
00133805	04-Aug-16	S0078	SAFETY-KLEEN CORP.	\$874.82		\$874.82	
00133806	04-Aug-16	S0254	SAM'S CLUB	\$258.88		\$258.88	
00133807	04-Aug-16	S2040	SECRETARY OF STATE	\$515.00		\$515.00	
00133808	04-Aug-16	S3115	DANIEL J. HARTMAN	\$744.00		\$744.00	
00133809	04-Aug-16	S3187	SHOE CARNIVAL, INC.	\$74.97		\$74.97	
00133810	04-Aug-16	S6515	JODI SPAENHOWER	\$388.73		\$388.73	
00133811	04-Aug-16	S8508	SULLIVAN-PARKHILL	\$866.94		\$866.94	
00133812	04-Aug-16	T0007	TJ'S LAUNDRY & DRY CLEANING	\$55.25		\$55.25	
00133813	04-Aug-16	T2064	TEE JAY CENTRAL, INC.	\$742.06		\$742.06	
00133814	04-Aug-16	T2225	TERMINAL SUPPLY COMPANY	\$596.12		\$596.12	
00133815	04-Aug-16	T3063	THERMO KING OF INDIANA	\$2,081.44		\$2,081.44	
00133816	04-Aug-16	T3189	RAYMOND THOMAS	\$40.00		\$40.00	
00133817	04-Aug-16	T7585	TRUGREEN CHEMLAWN	\$132.00		\$132.00	
00133818	04-Aug-16	T7590	TRUCK CENTERS, INC.	\$3,151.86		\$3,151.86	
00133819	04-Aug-16	U5180	UNITED PARCEL SERVICE	\$11.61		\$11.61	
00133820	04-Aug-16	U5996	UNIVERSITY OF ILLINOIS	\$908.00		\$908.00	
00133821	04-Aug-16	U6555	UPCLOSE GRAPHICS	\$6.61		\$6.61	
00133822	04-Aug-16	U7357	CITY OF URBANA	\$111.50		\$111.50	
00133823	04-Aug-16	U7385	URBANA TRUE TIRES	\$609.85		\$609.85	
00133824	04-Aug-16	V0269	TOU VANNARATH	\$94.00		\$94.00	
00133825	04-Aug-16	V6350	VULCAN CONSTRUCTION MATERIALS, LLC	\$41.99		\$41.99	
00133826	04-Aug-16	W0159	WALINSKI & ASSOCIATES, P.C.	\$71.29		\$71.29	
00133827	04-Aug-16	W2155	WELCH SYSTEMS, INC.	\$355.00		\$355.00	
00133828	04-Aug-16	W3485	CHARLES A. WILSON	\$80.00		\$80.00	
00133829	04-Aug-16	W3588	PETER WITTMAN	\$298.18		\$298.18	
00133830	04-Aug-16	W6289	THOMAS WOODS	\$125.00		\$125.00	
00133831	04-Aug-16	W7421	JEFFERY G. WRIGHT	\$717.74		\$717.74	
00133832	04-Aug-16	Z2333	ZF SERVICES NORTH AMERICA, LLC	\$1,447.23		\$1,447.23	
00133833	04-Aug-16	B2230	BERNS, CLANCY & ASSOC. PC	\$26,975.79		\$26,975.79	
00133834	04-Aug-16	B4577	BLDD ARCHITECTS	\$2,250.00		\$2,250.00	
00133835	04-Aug-16	C3045	CITY OF CHAMPAIGN	\$200.00		\$200.00	
00133836	04-Aug-16	I7667	ISAKSEN GLERUM WACHTER, LLC	\$21,616.84		\$21,616.84	
00133837	04-Aug-16	J2185	JERRY PRESSLEY RV CENTER INC.	\$1,396.36		\$1,396.36	
00133838	04-Aug-16	M0356	** MARION COUNTY SMALL CLAIMS COURT	\$100.00		\$100.00	
00133839	04-Aug-16	M1269	MCS OFFICE TECHNOLOGIES	\$1,499.75		\$1,499.75	
00133840	04-Aug-16	M2310	MEYER CAPEL	\$912.50		\$912.50	
00133841	04-Aug-16	N2290	NEW FLYER INDUSTRIES	\$1,471.43		\$1,471.43	
00133842	04-Aug-16	T3190	THOMAS, MAMER & HAUGHEY	\$345.00		\$345.00	
00133843	11-Aug-16	A0030	A & R SERVICES, INC.	\$1,397.00		\$1,397.00	
00133844	11-Aug-16	A1934	ADVANCE AUTO PARTS	\$97.32	\$11.89	\$85.43	
00133845	11-Aug-16	A4804	ALPHA CONTROLS & SERVICES LLC	\$145.00		\$145.00	
00133846	11-Aug-16	A5085	AMERENIP	\$1,059.37		\$1,059.37	
00133847	11-Aug-16	A8007	AT & T	\$492.73		\$492.73	
00133848	11-Aug-16	A8155	ATLAS CAB	\$3,359.00		\$3,359.00	
00133849	11-Aug-16	B8501	BUMPER TO BUMPER	\$23.25		\$23.25	
00133850	11-Aug-16	C0275	CCMSI	\$3,125.00		\$3,125.00	
00133851	11-Aug-16	C0276	CCMSI-INDEX/OFAC	\$12.30		\$12.30	
00133852	11-Aug-16	C0361	CARLE FOUNDATION HOSPITAL	\$4,870.76		\$4,870.76	
00133853	11-Aug-16	C0363	CARLE PHYSICIAN GROUP	\$398.33		\$398.33	
00133854	11-Aug-16	C0410	** CAVALRY PORTFOLIO SERVICES, LLC	\$250.74		\$250.74	
00133855	11-Aug-16	C1136	CCG, INC.	\$116.90		\$116.90	
00133856	11-Aug-16	C1560	CDC PAPER & JANITOR	\$543.78		\$543.78	
00133857	11-Aug-16	C2165	CENTRAL ILLINOIS TRUCKS	\$7,054.34		\$7,054.34	
00133858	11-Aug-16	C3045	CITY OF CHAMPAIGN	\$10,300.00		\$10,300.00	
00133859	11-Aug-16	C3087	CHAMPAIGN CYCLE CO	\$2,565.00		\$2,565.00	
00133860	11-Aug-16	C3512	CINTAS FIRST AID & SAFETY	\$37.22		\$37.22	
00133861	11-Aug-16	C4585	CLEAN EXHAUST SPECIALIST LLC	\$1,967.79		\$1,967.79	
00133862	11-Aug-16	C6271	COMP MC	\$10,370.57		\$10,370.57	
00133863	11-Aug-16	C6289	COOKE BUSINESS PRODUCTS	\$513.85		\$513.85	
00133864	11-Aug-16	C8500	CUMMINS CROSSPOINT	\$2,203.86		\$2,203.86	

Champaign-Urbana Mass Transit District
Accounts Payable Check Disbursement List
BUSEY BANK OPERATING ACCOUNT

From Date: 08/01/2016

Thru Date: 08/31/2016

Check #	Check Date	Ref #	Name	Total Paid	C-CARTS Portion	MTD Portion	Voided
00133865	11-Aug-16	D2012	DEAN'S GRAPHICS	\$12,233.36		\$12,233.36	
00133866	11-Aug-16	D2850	DEVELOPMENTAL SERVICES	\$37,349.50		\$37,349.50	
00133867	11-Aug-16	D3630	DIXON GRAPHICS	\$410.00	\$250.00	\$160.00	
00133868	11-Aug-16	D8587	DUST & SON OF CHAMPAIGN COUNTY, INC	\$149.64		\$149.64	
00133869	11-Aug-16	E1905	** EDUCATIONAL CREDIT MANAGEMENT CORP.	\$10.00		\$10.00	
00133870	11-Aug-16	E3382	EICHENAUER SERVICES, INC.	\$252.50		\$252.50	
00133871	11-Aug-16	E4595	ELECTRIC AUTO	\$45.00		\$45.00	
00133872	11-Aug-16	F6367	FORD CITY	\$619.17	\$390.94	\$228.23	
00133873	11-Aug-16	F6414	RANDAL FOUTS	\$40.00		\$40.00	
00133874	11-Aug-16	G3484	GILLIG LLC	\$188.12		\$188.12	
00133875	11-Aug-16	G4290	GLOBAL EQUIPMENT COMPANY	\$897.70		\$897.70	
00133876	11-Aug-16	G6297	MELVIN GOODWIN	\$543.68		\$543.68	
00133877	11-Aug-16	H0325	DENNIS E. HARPER	\$80.00		\$80.00	
00133878	11-Aug-16	I0025	** VANTAGEPOINT TRANSFER AGENTS - 301281	\$26,309.56		\$26,309.56	
00133879	11-Aug-16	I1595	IDENTISYS INCORPORATED	\$403.99		\$403.99	
00133880	11-Aug-16	I4747	ILLINI FS, INC.	\$10,120.19		\$10,120.19	
00133881	11-Aug-16	I4761	ILLINI MEDIA	\$1,090.80		\$1,090.80	
00133882	11-Aug-16	I4790	ILLINOIS-AMERICAN WATER	\$275.12		\$275.12	
00133883	11-Aug-16	I4827	** ILLINOIS DEPT. OF REVENUE	\$108.10		\$108.10	
00133884	11-Aug-16	I4828	ILLINOIS HOME PAGE	\$425.00		\$425.00	
00133885	11-Aug-16	I7640	ISAC	\$94.36		\$94.36	
00133886	11-Aug-16	I8235	ITV-3	\$217.99		\$217.99	
00133887	11-Aug-16	J0320	JANITOR & MAINTENANCE SUPPLIES, INC.	\$437.20		\$437.20	
00133888	11-Aug-16	L3504	THE LINCOLN NATIONAL LIFE INSURANCE CO.	\$2,666.20	\$2.75	\$2,663.45	
00133889	11-Aug-16	L3506	PATRICK LINDSTROM	\$111.51		\$111.51	
00133890	11-Aug-16	L4783	LLOYDS REGISTER QUALITY ASSURANCE INC.	\$7,092.38		\$7,092.38	
00133891	11-Aug-16	L6446	LOWE'S	\$407.58		\$407.58	
00133892	11-Aug-16	L9642	LYNN A. UMBARGER	\$1,725.00		\$1,725.00	
00133893	11-Aug-16	M0356	** MARION COUNTY SMALL CLAIMS COURT	\$100.00		\$100.00	
00133894	11-Aug-16	M2179	MENARD'S	\$103.97		\$103.97	
00133895	11-Aug-16	M3470	RICHARD MIERKOWSKI	\$219.46		\$219.46	
00133896	11-Aug-16	M8518	MUNCIE RECLAMATION-SUPPLY	\$3,118.93		\$3,118.93	
00133897	11-Aug-16	N0320	NAPA AUTO PARTS	\$491.82		\$491.82	
00133898	11-Aug-16	N0387	NATIONAL COATINGS & SUPPLIES	\$92.88		\$92.88	
00133899	11-Aug-16	N2290	NEW FLYER INDUSTRIES	\$6,310.42		\$6,310.42	
00133900	11-Aug-16	N2292	THE AFTERMARKET PARTS COMPANY, LLC.	\$530.90		\$530.90	
00133901	11-Aug-16	N2295	THE NEWS GAZETTE	\$31,837.14		\$31,837.14	
00133902	11-Aug-16	N9686	** NYS CHILD SUPPORT PROCESSING CENTER	\$60.00		\$60.00	
00133903	11-Aug-16	O7450	ORKIN EXTERMINATING CO.	\$762.68		\$762.68	
00133904	11-Aug-16	P0990	PCM SALES, INC.	\$170.15		\$170.15	
00133905	11-Aug-16	P2253	TRACEY PETTIGREW	\$40.00		\$40.00	
00133906	11-Aug-16	P2256	PETTY CASH (CHANGE FUND)	\$98.00		\$98.00	
00133907	11-Aug-16	P7372	PRESCRIPTION PARTNERS LLC	\$955.99		\$955.99	
00133908	11-Aug-16	R2145	217 REHAB & PERFORMANCE CENTER	\$3,056.02		\$3,056.02	
00133909	11-Aug-16	R6120	ROGARDS OFFICE PRODUCTS	\$332.39	\$11.36	\$321.03	
00133910	11-Aug-16	S3100	SHI INTERNATIONAL CORP.	\$799.75		\$799.75	
00133911	11-Aug-16	S8135	ROBERT W. STICKELS	\$80.00		\$80.00	
00133912	11-Aug-16	S8506	JANE M. SULLIVAN	\$151.71		\$151.71	
00133913	11-Aug-16	S8508	SULLIVAN-PARKHILL	\$342.86		\$342.86	
00133914	11-Aug-16	T0007	TJ'S LAUNDRY & DRY CLEANING	\$55.25		\$55.25	
00133915	11-Aug-16	T2225	TERMINAL SUPPLY COMPANY	\$58.83		\$58.83	
00133916	11-Aug-16	T3063	THERMO KING OF INDIANA	\$322.41		\$322.41	
00133917	11-Aug-16	T3190	THOMAS, MAMER & HAUGHEY	\$3,125.00		\$3,125.00	
00133918	11-Aug-16	T7455	TRIUNE HEALTH GROUP	\$806.21		\$806.21	
00133919	11-Aug-16	T7590	TRUCK CENTERS, INC.	\$699.04		\$699.04	
00133920	11-Aug-16	U5996	UNIVERSITY OF ILLINOIS	\$433.00		\$433.00	
00133921	11-Aug-16	U7355	U-C SANITARY DISTRICT	\$930.60		\$930.60	
00133922	11-Aug-16	U7357	CITY OF URBANA	\$2,635.23		\$2,635.23	
00133923	11-Aug-16	U7359	** URBANA MUNICIPAL EMPL. CREDIT UNION	\$34,456.67		\$34,456.67	
00133924	11-Aug-16	U7385	** URBANA TRUE TIRES	\$349.95	\$349.95	\$0.00	
00133925	11-Aug-16	U7653	US BANK VENDOR SERVICES	\$3,006.82	\$196.42	\$2,810.40	
00133926	11-Aug-16	U8040	UTC FIRE & SECURITY AMERICA'S CORP. INC.	\$1,033.35		\$1,033.35	
00133927	11-Aug-16	V2233	VERIZON WIRELESS	\$578.42		\$578.42	

Champaign-Urbana Mass Transit District
Accounts Payable Check Disbursement List
BUSEY BANK OPERATING ACCOUNT

From Date: 08/01/2016

Thru Date: 08/31/2016

Check #	Check Date	Ref #	Name	Total Paid	C-CARTS Portion	MTD Portion	Voided
00133928	11-Aug-16	W0003	WCIA-CHANNEL 3	\$1,290.00		\$1,290.00	
00133929	11-Aug-16	W2160	WELLS FARGO INSURANCE SERVICES USA, INC.	\$57,125.00		\$57,125.00	
00133930	11-Aug-16	W3588	PETER WITTMAN	\$298.18		\$298.18	
00133931	11-Aug-16	W7421	JEFFERY G. WRIGHT	\$717.74		\$717.74	
00133932	11-Aug-16	W7421	JEFFERY G. WRIGHT	\$91.80		\$91.80	
00133933	11-Aug-16	Y2150	YELLOW TRANSPORT, LTD.	\$9,237.00		\$9,237.00	
00133934	11-Aug-16	R3495	** RIVER CITY CONSTRUCTION, LLC	\$696,231.49		\$696,231.49	
00133935	18-Aug-16	A0865	ABSOPURE WATER COMPANY	\$36.80		\$36.80	
00133936	18-Aug-16	A4804	ALPHA CONTROLS & SERVICES LLC	\$163.18		\$163.18	
00133937	18-Aug-16	A5085	AMERENIP	\$3,325.74		\$3,325.74	
00133938	18-Aug-16	A7545	ARROW GLASS COMPANY	\$440.00	\$220.00	\$220.00	
00133939	18-Aug-16	B4510	BLACK & COMPANY	\$75.61		\$75.61	
00133940	18-Aug-16	B7464	ERIC M. BROGA	\$240.00		\$240.00	
00133941	18-Aug-16	C0365	CARLE PHYSICIAN GROUP	\$976.50		\$976.50	
00133942	18-Aug-16	C1560	CDC PAPER & JANITOR	\$212.37		\$212.37	
00133943	18-Aug-16	C2165	CENTRAL ILLINOIS TRUCKS	\$3,337.62		\$3,337.62	
00133944	18-Aug-16	C3005	CHAMP.CO.CHAMBER OF COMMERCE	\$803.00		\$803.00	
00133945	18-Aug-16	C3058	CHAMPAIGN DO-IT-BEST AND	\$36.04		\$36.04	
00133946	18-Aug-16	C3512	CINTAS FIRST AID & SAFETY	\$89.73		\$89.73	
00133947	18-Aug-16	C4514	CLARKE POWER SERVICES, INC.	\$7,632.76		\$7,632.76	
00133948	18-Aug-16	C4588	CLEAN THE UNIFORM COMPANY HIGHLAND	\$324.74		\$324.74	
00133949	18-Aug-16	C6258	COLUMBIA STREET ROASTERY	\$186.25		\$186.25	
00133950	18-Aug-16	C6263	COMCAST CABLE	\$456.20		\$456.20	
00133951	18-Aug-16	C6268	COMMUNITY RESOURCE, INC.	\$105.00		\$105.00	
00133952	18-Aug-16	C6289	COOKE BUSINESS PRODUCTS	\$681.67		\$681.67	
00133953	18-Aug-16	C6684	CONSTELLATION ENERGY SERV - NATURAL GAS	\$1,191.10		\$1,191.10	
00133954	18-Aug-16	D2848	DETAILER'S TRAINING	\$209.85		\$209.85	
00133955	18-Aug-16	D3590	DISH PASSIONATE CUISINE	\$130.00		\$130.00	
00133956	18-Aug-16	D8587	DUST & SON OF CHAMPAIGN COUNTY, INC	\$14.00		\$14.00	
00133957	18-Aug-16	E3382	EICHENAUER SERVICES, INC.	\$216.50		\$216.50	
00133958	18-Aug-16	E4733	STEVEN F. ELLIS	\$80.00		\$80.00	
00133959	18-Aug-16	F0365	FASTENAL COMPANY	\$305.83		\$305.83	
00133960	18-Aug-16	F2055	FEDERAL EXPRESS CORP.	\$19.48		\$19.48	
00133961	18-Aug-16	F6367	FORD CITY	\$1,047.00		\$1,047.00	
00133962	18-Aug-16	G3484	GILLIG LLC	\$1,790.72		\$1,790.72	
00133963	18-Aug-16	G6290	ANNETTE GOODRICH	\$40.00		\$40.00	
00133964	18-Aug-16	G6297	MELVIN GOODWIN	\$543.68		\$543.68	
00133965	18-Aug-16	G6300	GOODYEAR TIRE & RUBBER CO	\$9,181.84		\$9,181.84	
00133966	18-Aug-16	H3564	HIRERIGHT SOLUTIONS INC.	\$667.43		\$667.43	
00133967	18-Aug-16	H8580	GREGORY HUSS	\$77.50		\$77.50	
00133968	18-Aug-16	I4747	ILLINI FS, INC.	\$56.00		\$56.00	
00133969	18-Aug-16	I4840	ILLINOIS OIL MARKETING	\$79.97		\$79.97	
00133970	18-Aug-16	I5766	INNOVA DESIGN & DISTRIBUTING, INC.	\$160.00		\$160.00	
00133971	18-Aug-16	J0320	JANITOR & MAINTENANCE SUPPLIES, INC.	\$36.95		\$36.95	
00133972	18-Aug-16	J0375	JASPER ENGINES & TRANSMISSIONS	\$2,494.00		\$2,494.00	
00133973	18-Aug-16	K3461	JAN M. KIJOWSKI	\$40.00		\$40.00	
00133974	18-Aug-16	L6285	LOOMIS	\$224.72		\$224.72	
00133975	18-Aug-16	M2179	MENARD'S	\$27.68		\$27.68	
00133976	18-Aug-16	M3375	MID ILLINOIS DEVELOPMENT, LLC	\$335.00		\$335.00	
00133977	18-Aug-16	M3408	MIDWEST TRANSIT EQUIPMENT, INC.	\$667.97		\$667.97	
00133978	18-Aug-16	M8518	MUNCIE RECLAMATION-SUPPLY	\$3,273.21		\$3,273.21	
00133979	18-Aug-16	N0320	NAPA AUTO PARTS	\$62.48		\$62.48	
00133980	18-Aug-16	N2290	NEW FLYER INDUSTRIES	\$2,335.72		\$2,335.72	
00133981	18-Aug-16	N2292	THE AFTERMARKET PARTS COMPANY, LLC.	\$1,121.99		\$1,121.99	
00133982	18-Aug-16	N2295	THE NEWS GAZETTE	\$1,554.70		\$1,554.70	
00133983	18-Aug-16	P3646	ON THE JOB CONSULTING, INC.	\$2,356.25		\$2,356.25	
00133984	18-Aug-16	P6000	POAGUE & ASSOCIATES, Inc.	\$3,379.20		\$3,379.20	
00133985	18-Aug-16	Q8455	QUILL	\$102.58		\$102.58	
00133986	18-Aug-16	R0272	JOSEPH S. RANK	\$40.00		\$40.00	
00133987	18-Aug-16	R2320	REYNOLDS TOWING SERVICE	\$255.00		\$255.00	
00133988	18-Aug-16	R6120	ROGARDS OFFICE PRODUCTS	\$183.54		\$183.54	
00133989	18-Aug-16	R6482	MICHAEL JOSEPH ROYSE	\$4,500.00		\$4,500.00	
00133990	18-Aug-16	S0254	SAM'S CLUB	\$248.27		\$248.27	

Champaign-Urbana Mass Transit District
Accounts Payable Check Disbursement List
BUSEY BANK OPERATING ACCOUNT

From Date: 08/01/2016

Thru Date: 08/31/2016

Check #	Check Date	Ref #	Name	Total Paid	C-CARTS Portion	MTD Portion	Voided
00133991	18-Aug-16	S3187	SHOE CARNIVAL, INC.	\$407.40		\$407.40	
00133992	18-Aug-16	S5187	LORI SMITH	\$80.00		\$80.00	
00133993	18-Aug-16	S5191	STUART SMITH	\$169.99		\$169.99	
00133994	18-Aug-16	S5192	S.J. SMITH WELDING SUPPLY	\$65.00		\$65.00	
00133995	18-Aug-16	S6806	** SPOC LLC	\$1,219.03	\$1,219.03	\$0.00	
00133996	18-Aug-16	S8025	STAPLES BUSINESS ADVANTAG	\$5.75		\$5.75	
00133997	18-Aug-16	S8506	JANE M. SULLIVAN	\$40.00		\$40.00	
00133998	18-Aug-16	T2205	TEPPER ELECTRIC SUPPLY CO	\$177.75		\$177.75	
00133999	18-Aug-16	T7590	TRUCK CENTERS, INC.	\$218.28		\$218.28	
00134000	18-Aug-16	U5180	UNITED PARCEL SERVICE	\$12.26		\$12.26	
00134001	18-Aug-16	U7355	U-C SANITARY DISTRICT	\$2,269.48		\$2,269.48	
00134002	18-Aug-16	U7385	URBANA TRUE TIRES	\$922.56		\$922.56	
00134003	18-Aug-16	W0005	WDWS/WHMS/WUIL RADIO	\$455.00		\$455.00	
00134004	18-Aug-16	W3455	UIF/WILL	\$470.00		\$470.00	
00134005	18-Aug-16	W3588	PETER WITTMAN	\$298.18		\$298.18	
00134006	18-Aug-16	W7421	JEFFERY G. WRIGHT	\$717.74		\$717.74	
00134007	18-Aug-16	A5115	AMERICAN PUBLIC TRANSIT	\$35,029.00		\$35,029.00	
00134008	18-Aug-16	B2230	BERNS, CLANCY & ASSOC. PC	\$8,580.52		\$8,580.52	
00134009	18-Aug-16	C2172	CMS/LGHP	\$372,131.00	\$2,847.00	\$369,284.00	
00134010	18-Aug-16	C3045	CITY OF CHAMPAIGN	\$17,181.69		\$17,181.69	
00134011	18-Aug-16	C4500	CLARK DIETZ ENGINEERS	\$484.32		\$484.32	
00134012	18-Aug-16	M0452	MATTEX SERVICE CO., INC.	\$652.50		\$652.50	
00134013	18-Aug-16	M3403	MIDWEST ENGINEERING & TESTING, INC.	\$1,985.00		\$1,985.00	
00134014	18-Aug-16	P3565	PICTURE PERFECT TECHNOLOGIES	\$763.16		\$763.16	
00134015	18-Aug-16	S5192	S.J. SMITH WELDING SUPPLY	\$96.10		\$96.10	
00134016	18-Aug-16	T3190	THOMAS, MAMER & HAUGHEY	\$405.00		\$405.00	
00134017	18-Aug-16	U7357	CITY OF URBANA	\$9.00		\$9.00	
00134018	25-Aug-16	S5180	BRYAN SMITH	\$267.00		\$267.00	
00134019	25-Aug-16	A8007	AT & T	\$124.36		\$124.36	
00134020	25-Aug-16	A8100	TAG WAREHOUSE, LLC	\$240.00		\$240.00	
00134021	25-Aug-16	B0427	** BARBECK COMMUNICATION	\$308.16	\$308.16	\$0.00	
00134022	25-Aug-16	B2180	BENEFIT PLANNING CONSULTANTS, INC.	\$780.00		\$780.00	
00134023	25-Aug-16	B4510	BLACK & COMPANY	\$198.27		\$198.27	
00134024	25-Aug-16	B8500	BUMPER TO BUMPER	\$129.79		\$129.79	
00134025	25-Aug-16	C0410	** CAVALRY PORTFOLIO SERVICES, LLC	\$250.74		\$250.74	
00134026	25-Aug-16	C1560	CDC PAPER & JANITOR	\$312.99		\$312.99	
00134027	25-Aug-16	C2161	CENTRAL ILLINOIS MANUFACTURING CO.,	\$311.68		\$311.68	
00134028	25-Aug-16	C2165	CENTRAL ILLINOIS TRUCKS	\$2,801.38		\$2,801.38	
00134029	25-Aug-16	C3054	CHAMP. CO. CONVENTION & VISITORS BUREAU	\$500.00		\$500.00	
00134030	25-Aug-16	C3100	CHELSEA FINANCIAL GROUP, LTD.	\$20,764.01		\$20,764.01	
00134031	25-Aug-16	C3105	CHEMICAL MAINTENANCE INC.	\$71.72		\$71.72	
00134032	25-Aug-16	C4514	CLARKE POWER SERVICES, INC.	\$2,393.38		\$2,393.38	
00134033	25-Aug-16	C4585	CLEAN EXHAUST SPECIALIST LLC	\$599.24		\$599.24	
00134034	25-Aug-16	C4588	CLEAN THE UNIFORM COMPANY HIGHLAND	\$230.90		\$230.90	
00134035	25-Aug-16	C6257	** MARSHA L. COMBS-SKINNER	\$290.76		\$290.76	
00134036	25-Aug-16	C6289	COOKE BUSINESS PRODUCTS	\$288.96		\$288.96	
00134037	25-Aug-16	D0426	DAVIS- HOUK MECHANICAL, INC	\$6,343.64		\$6,343.64	
00134038	25-Aug-16	D2942	DEX	\$301.20		\$301.20	
00134039	25-Aug-16	D8587	DUST & SON OF CHAMPAIGN COUNTY, INC	\$78.34		\$78.34	
00134040	25-Aug-16	F0365	FASTENAL COMPANY	\$3,257.50		\$3,257.50	
00134041	25-Aug-16	F0367	FASTENERS ETC., INC.	\$90.49		\$90.49	
00134042	25-Aug-16	F2013	F.E. MORAN, INC.	\$171.00		\$171.00	
00134043	25-Aug-16	F6367	FORD CITY	\$25.51		\$25.51	
00134044	25-Aug-16	F6368	** FORD MOTOR CREDIT COMPANY LLC	\$581.77		\$581.77	
00134045	25-Aug-16	F6404	4IMPRINT, INC.	\$1,603.72		\$1,603.72	
00134046	25-Aug-16	G3484	GILLIG LLC	\$2,205.16		\$2,205.16	
00134047	25-Aug-16	G4290	GLOBAL EQUIPMENT COMPANY	\$1,638.17		\$1,638.17	
00134048	25-Aug-16	G5519	KARL P. GNADT	\$220.00		\$220.00	
00134049	25-Aug-16	G6295	GOODWIN'S AUTO BODY INC.	\$850.05		\$850.05	
00134050	25-Aug-16	H2150	LARRY HELM	\$40.00		\$40.00	
00134051	25-Aug-16	H3360	HIBU INC.	\$118.00		\$118.00	
00134052	25-Aug-16	I0025	** VANTAGEPOINT TRANSFER AGENTS - 301281	\$32,920.52		\$32,920.52	
00134053	25-Aug-16	I4747	ILLINI FS, INC.	\$10,458.00		\$10,458.00	

Champaign-Urbana Mass Transit District
Accounts Payable Check Disbursement List
BUSEY BANK OPERATING ACCOUNT

From Date: 08/01/2016

Thru Date: 08/31/2016

Check #	Check Date	Ref #	Name	Total Paid	C-CARTS Portion	MTD Portion	Voided
00134054	25-Aug-16	I4770	ILLINI PLASTICS SUPPLY	\$750.00		\$750.00	
00134055	25-Aug-16	I4827	** ILLINOIS DEPT. OF REVENUE	\$108.10		\$108.10	
00134056	25-Aug-16	I5904	INTERSTATE BATTERIES	\$207.90		\$207.90	
00134057	25-Aug-16	I7640	** ISAC	\$103.28		\$103.28	
00134058	25-Aug-16	J0320	JANITOR & MAINTENANCE SUPPLIES, INC.	\$286.46		\$286.46	
00134059	25-Aug-16	K0272	MARK KANTNER	\$61.31		\$61.31	
00134060	25-Aug-16	K2190	KEN'S OIL SERVICE, INC.	\$22,067.93		\$22,067.93	
00134061	25-Aug-16	L3517	JAMES R. LINGREEN	\$83.51		\$83.51	
00134062	25-Aug-16	L6446	LOWE'S	\$189.04		\$189.04	
00134063	25-Aug-16	M0368	MARK'S RADIATOR SHOP	\$2,680.00		\$2,680.00	
00134064	25-Aug-16	M2179	MENARD'S	\$50.10		\$50.10	
00134065	25-Aug-16	M3015	MH EQUIPMENT COMPANY	\$1,449.78		\$1,449.78	
00134066	25-Aug-16	M3375	MID ILLINOIS DEVELOPMENT, LLC	\$8,500.00	\$4,000.00	\$4,500.00	
00134067	25-Aug-16	M3408	MIDWEST TRANSIT EQUIPMENT, INC.	\$202.86	\$60.40	\$142.46	
00134068	25-Aug-16	M6162	MOHAWK MFG. & SUPPLY CO.	\$889.92		\$889.92	
00134069	25-Aug-16	M8518	MUNCIE RECLAMATION-SUPPLY	\$211.39		\$211.39	
00134070	25-Aug-16	M9570	CFM INTERNATIONAL	\$200.00		\$200.00	
00134071	25-Aug-16	N0320	NAPA AUTO PARTS	\$386.21		\$386.21	
00134072	25-Aug-16	N0350	KENNETH L. NAPPER	\$150.00		\$150.00	
00134073	25-Aug-16	N0387	NATIONAL COATINGS & SUPPLIES	\$110.85		\$110.85	
00134074	25-Aug-16	N2290	NEW FLYER INDUSTRIES	\$3,290.18		\$3,290.18	
00134075	25-Aug-16	N2292	THE AFTERMARKET PARTS COMPANY, LLC.	\$1,622.37		\$1,622.37	
00134076	25-Aug-16	N9686	** NYS CHILD SUPPORT PROCESSING CENTER	\$60.00		\$60.00	
00134077	25-Aug-16	O7303	OPENMARKET, INC.	\$2,652.65		\$2,652.65	
00134078	25-Aug-16	O7450	ORKIN EXTERMINATING CO.	\$406.10		\$406.10	
00134079	25-Aug-16	P0017	P.E.C. COMMUNICATIONS	\$619.95		\$619.95	
00134080	25-Aug-16	P2255	PETTY CASH (GENERAL FUND)	\$500.00		\$500.00	
00134081	25-Aug-16	P2256	PETTY CASH (CHANGE FUND)	\$196.00		\$196.00	
00134082	25-Aug-16	P3646	ON THE JOB CONSULTING, INC.	\$2,320.00		\$2,320.00	
00134083	25-Aug-16	P7379	** PRESTIGE FINANCIAL SERVICES, INC.	\$167.01		\$167.01	
00134084	25-Aug-16	Q8455	QUILL	\$55.52		\$55.52	
00134085	25-Aug-16	R2320	REYNOLDS TOWING SERVICE	\$60.00		\$60.00	
00134086	25-Aug-16	R3488	RILCO OF PEORIA, INC.	\$1,178.38		\$1,178.38	
00134087	25-Aug-16	R6120	** ROGARDS OFFICE PRODUCTS	\$47.96	\$47.96	\$0.00	
00134088	25-Aug-16	S0254	SAM'S CLUB	\$39.92		\$39.92	
00134089	25-Aug-16	S0260	SAMMY'S AUTO ELECTRIC	\$585.00		\$585.00	
00134090	25-Aug-16	S3086	SHERWIN-WILLIAMS	\$170.00		\$170.00	
00134091	25-Aug-16	S3115	DANIEL J. HARTMAN	\$1,033.45		\$1,033.45	
00134092	25-Aug-16	T0007	TJ'S LAUNDRY & DRY CLEANING	\$55.25		\$55.25	
00134093	25-Aug-16	T2225	TERMINAL SUPPLY COMPANY	\$291.04		\$291.04	
00134094	25-Aug-16	T3063	THERMO KING OF INDIANA	\$434.89		\$434.89	
00134095	25-Aug-16	T7410	TRI-COLOR LOCKSMITHS	\$13.50		\$13.50	
00134096	25-Aug-16	T7590	TRUCK CENTERS, INC.	\$5,246.88		\$5,246.88	
00134097	25-Aug-16	U5180	UNITED PARCEL SERVICE	\$22.24		\$22.24	
00134098	25-Aug-16	U5998	UNIVERSITY OF ILLINOIS	\$11,797.33		\$11,797.33	
00134099	25-Aug-16	U7359	** URBANA MUNICIPAL EMPL. CREDIT UNION	\$34,367.63		\$34,367.63	
00134100	25-Aug-16	U7385	URBANA TRUE TIRES	\$1,604.03		\$1,604.03	
00134101	25-Aug-16	W3500	WIMACTEL INC.	\$13.52		\$13.52	
00134102	25-Aug-16	Z2195	ZEP SALES & SERVICE	\$1,212.41		\$1,212.41	
00134103	25-Aug-16	A7325	ARCHITECTURAL EXPRESSIONS LLP	\$20,986.55		\$20,986.55	
00134104	25-Aug-16	B4577	BLDD ARCHITECTS	\$3,892.50		\$3,892.50	
00134105	25-Aug-16	C4675	CLIFTONLARSONALLEN LLP	\$11,500.00		\$11,500.00	
00134106	25-Aug-16	G3102	GHR ENGINEERS & ASSOCIATES, INC.	\$3,219.90		\$3,219.90	
00134107	25-Aug-16	G6297	MELVIN GOODWIN	\$543.68		\$543.68	
00134108	25-Aug-16	I7667	ISAKSEN GLERUM WACHTER, LLC	\$8,182.60		\$8,182.60	
00134109	25-Aug-16	W3588	PETER WITTMAN	\$298.18		\$298.18	
00134110	25-Aug-16	W7421	JEFFERY G. WRIGHT	\$717.74		\$717.74	
00134111	25-Aug-16	C0361	CARLE FOUNDATION HOSPITAL	\$245.04		\$245.04	
00134112	25-Aug-16	C0363	CARLE PHYSICIAN GROUP	\$332.49		\$332.49	
00134113	25-Aug-16	C6271	COMP MC	\$3,145.04		\$3,145.04	
00134114	25-Aug-16	D2080	RON DEGON	\$392.36		\$392.36	
00134115	25-Aug-16	G3350	GIBSON AREA HOSPITAL ORTHOPAEDIC	\$218.46		\$218.46	
00134116	25-Aug-16	P7585	** PRUDENTIAL INSURANCE CO.	\$13.00		\$13.00	

Champaign-Urbana Mass Transit District
Accounts Payable Check Disbursement List
 BUSEY BANK OPERATING ACCOUNT

From Date: 08/01/2016

Thru Date: 08/31/2016

Check #	Check Date	Ref #	Name	Total Paid	C-CARTS Portion	MTD Portion	Voided
08092016	10-Aug-16	S8030	** STATES DISBURSEMENT UNIT	\$2,853.10		\$2,853.10	
08101610	10-Aug-16	I4830	** I.M.R.F.	\$3,786.04	\$3,786.04	\$0.00	
08102016	10-Aug-16	I4830	I.M.R.F.	\$237,735.22		\$237,735.22	
08121610	12-Aug-16	I5862	** INTERNAL REVENUE SERVICE	\$997.11		\$997.11	
08122016	12-Aug-16	I5862	INTERNAL REVENUE SERVICE	\$158,567.38		\$158,567.38	
08131610	12-Aug-16	I4826	** ILLINOIS DEPT. OF REVENUE	\$356.09		\$356.09	
08132016	12-Aug-16	I4826	** ILLINOIS DEPT. OF REVENUE	\$19,940.44		\$19,940.44	
08242016	24-Aug-16	S8030	** STATES DISBURSEMENT UNIT	\$2,868.97		\$2,868.97	
08261610	26-Aug-16	I5862	** INTERNAL REVENUE SERVICE	\$2,573.07		\$2,573.07	
08262016	26-Aug-16	I5862	INTERNAL REVENUE SERVICE	\$181,949.06		\$181,949.06	
08271610	26-Aug-16	I4826	** ILLINOIS DEPT. OF REVENUE	\$397.48		\$397.48	
08272016	26-Aug-16	I4826	** ILLINOIS DEPT. OF REVENUE	\$22,310.24		\$22,310.24	
				\$2,623,707.45	\$14,047.19	\$2,609,660.26	

Champaign Urbana Mass Transit District
Accounts Payable Check Disbursement List

Checking Account #: 011-8189-0

FLEX CHECKING-BUSEY BANK

From Date: 08/10/2016

Thru Date: 08/31/2016

Check #	Check Date	Ref #	Name	Amount	Voided
00005404	8/10/2016	F4640	FLEX-EMPLOYEE REIMB.	\$392.00	
00005405	8/31/2016	F4640	FLEX-EMPLOYEE REIMB.	\$168.97	
08312016	8/31/2016	F4640	FLEX-EMPLOYEE REIMB.	\$8,295.46	
Total:				\$8,856.43	

Account Summary

Basic Securities Account

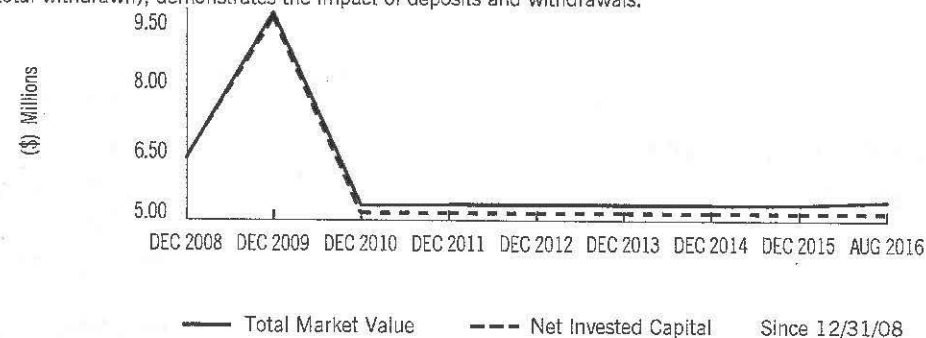
CHAMPAIGN URBANA MASS TRANSIT DIST
C/O KARL GNADT, BRENDA E EILBRACHT

CHANGE IN VALUE OF YOUR ACCOUNTS (includes accrued interest)

	This Period (8/1/16-8/31/16)	This Year (1/1/16-8/31/16)
TOTAL BEGINNING VALUE	\$5,418,810.51	\$5,343,026.89
Credits	—	—
Debits	—	—
Security Transfers	—	—
Net Credits/Debits/Transfers	—	—
Change in Value	4,318.33	80,101.95
TOTAL ENDING VALUE	\$5,423,128.84	\$5,423,128.84

CHANGE IN VALUE OVER TIME

The display of market value (total account value) and net invested capital (total amount invested minus total withdrawn), demonstrates the impact of deposits and withdrawals.




This graph does not reflect corrections to Net Invested Capital or Market Value made subsequent to the dates depicted. It may exclude transactions in Annuities or positions where we are not the custodian, which could delay the reporting of Market Value or affect the Net Invested Capital.

ASSET ALLOCATION (includes accrued interest)

	Market Value	Percentage
Cash	\$37,601.62	0.69
Fixed Income & Preferreds	5,385,527.22	99.31
TOTAL VALUE	\$5,423,128.84	100.00%

FDIC rules apply and Bank Deposits are eligible for FDIC insurance but are not covered by SIPC. Cash and securities (including MMFs) are eligible for SIPC coverage. See Expanded Disclosures. Values may include assets externally held, which are provided to you as a courtesy, and may not be covered by SIPC. For additional information, refer to the corresponding section of this statement.



This asset allocation represents holdings on a trade date basis, and projected settled Cash/BDP and MMF balances. These classifications do not constitute a recommendation and may differ from the classification of instruments for regulatory or tax purposes.

Account Summary

Basic Securities Account

CHAMPAIGN URBANA MASS TRANSIT DIST
C/O KARL GNADT, BRENDA E EILBRACHT

BALANCE SHEET (^ includes accrued interest)

	Last Period (as of 7/31/16)	This Period (as of 8/31/16)
Cash, BDP, MMFs	\$35,857.77	\$37,601.62
Certificates of Deposit ^	5,382,952.74	5,385,527.22
Total Assets	\$5,418,810.51	\$5,423,128.84
Total Liabilities (outstanding balance)	—	—
TOTAL VALUE	\$5,418,810.51	\$5,423,128.84

INCOME AND DISTRIBUTION SUMMARY

	This Period (8/1/16-8/31/16)	This Year (1/1/16-8/31/16)
Interest	\$1,743.85	\$30,638.67
Total Taxable Income And Distributions	\$1,743.85	\$30,638.67
Total Tax-Exempt Income	—	—
TOTAL INCOME AND DISTRIBUTIONS	\$1,743.85	\$30,638.67

Taxable and tax exempt income classifications are based on the characteristics of the underlying securities and not the taxable status of the account.

ADDITIONAL ACCOUNT INFORMATION

Category	This Period (8/1/16-8/31/16)	This Year (1/1/16-8/31/16)
Accrued Interest Paid	—	\$111.30

CASH FLOW

	This Period (8/1/16-8/31/16)	This Year (1/1/16-8/31/16)
OPENING CASH, BDP, MMFs	\$35,857.77	\$8,099.25
Purchases	—	(1,001,136.30)
Sales and Redemptions	—	1,000,000.00
Income and Distributions	1,743.85	30,638.67
Total Investment Related Activity	\$1,743.85	\$29,502.37
Total Cash Related Activity	—	—
CLOSING CASH, BDP, MMFs	\$37,601.62	\$37,601.62

GAIN/(LOSS) SUMMARY

	Realized This Period (8/1/16-8/31/16)	Realized This Year (1/1/16-8/31/16)	Unrealized Inception to Date (as of 8/31/16)
Short-Term Gain	—	—	\$24,980.98
Short-Term (Loss)	—	(50.00)	—
Total Short-Term	—	\$(50.00)	\$24,980.98
Long-Term Gain	—	—	5,962.50
Long-Term (Loss)	—	—	(5.00)
Total Long-Term	—	—	\$5,957.50
TOTAL GAIN/(LOSS)	—	\$(50.00)	\$30,938.48

The Gain/(Loss) Summary, which may change due to basis adjustments, is provided for informational purposes and should not be used for tax preparation. Refer to Gain/(Loss) in the Expanded Disclosures.



Account Detail

Basic Securities Account

CHAMPAIGN URBANA MASS TRANSIT DIST
C/O KARL GNADT, BRENDA E EILBRACHT

Investment Objectives†: Income, Aggressive Income, Capital Appreciation

Brokerage Account

† Inform us if your investment objectives, as defined in the Expanded Disclosures, change.

HOLDINGS

This section reflects positions purchased/sold on a trade date basis. "Market Value" and "Unrealized Gain/(Loss)" may not reflect the value that could be obtained in the market. Fixed Income securities are sorted by maturity or pre-refunding date, and alphabetically within date. Estimated Annual Income a) is calculated on a pre-tax basis, b) does not include any reduction for applicable non-US withholding taxes, c) may include return of principal or capital gains which could overstate such estimates, and d) for securities that have a defined maturity date within the next 12 months, is reflected only through maturity date. Actual income or yield may be lower or higher than the estimates. Current yield reflects the income generated by an investment, and does not reflect changes in its price. Structured Investments, identified on the Position Description Details line as "Asset Class: Struct Inv," may appear in various statement product categories. When displayed, the accrued interest, annual income and current yield for those with a contingent income feature (e.g., Range Accrual Notes or Contingent Income Notes) are estimates and assume specified accrual conditions are met during the relevant period and payment in full of all contingent interest. For Floating Rate Securities, the accrued interest, annual income and current yield are estimates based on the current floating coupon rate and may not reflect historic rates within the accrual period.

CASH, BANK DEPOSIT PROGRAM AND MONEY MARKET FUNDS

Cash, Bank Deposit Program, and Money Market Funds are generally displayed on a settlement date basis. You have the right to instruct us to liquidate your bank deposit balance(s) or shares of any money market fund balance(s) at any time and have the proceeds of such liquidation remitted to you. Estimated Annual Income, Accrued Interest, and APY% will only be displayed for fully settled positions.

Description		Market Value	7-Day Current Yield %	Est Ann Income	APY %
MORGAN STANLEY BANK N.A. #		\$37,601.62	—	\$8.00	0.020
	Percentage of Holdings	Market Value		Est Ann Income	
CASH, BDP, AND MMFs	0.69%	\$37,601.62		\$8.00	

Bank Deposits are held at Morgan Stanley Bank, N.A. and/or Morgan Stanley Private Bank, National Association, affiliates of Morgan Stanley Smith Barney LLC and each a national bank and FDIC member.

CERTIFICATES OF DEPOSIT

Security Description	Trade Date	Face Value	Orig Unit Cost Adj Unit Cost	Unit Price	Orig Total Cost Adj Total Cost	Market Value	Unrealized Gain/(Loss)	Est Ann Income Accrued Interest	Current Yield %
TRANS ALLIANCE CD OGDEN UT CD	4/2/15	250,000.00	\$100.000	\$100.012	\$250,000.00			\$125.00	0.04
Coupon Rate 0.600%; Matures 10/07/2016; CUSIP 89387W7J8			\$100.000		\$250,000.00	\$250,030.00	\$30.00 LT	\$92.74	
Interest Paid Monthly May 08; Issued 04/08/15; Maturity Value = \$250,000.00; Asset Class: FI & Pref									
TCF SIOUX FALLS SD CD	4/2/15	250,000.00	100.000	100.023	250,000.00			625.00	0.24
Coupon Rate 0.500%; Matures 10/11/2016; CUSIP 872278LS3			100.000		250,000.00	250,057.50	57.50 LT	495.21	
Int. Semi-Annually Apr/Oct 08; Issued 04/08/15; Maturity Value = \$250,000.00; Asset Class: FI & Pref									
Merrick Bank SOUTH JORDAN UT CD	4/2/15	250,000.00	100.000	100.024	250,000.00			229.00	0.09
Coupon Rate 0.550%; Matures 10/12/2016; CUSIP 59013JDW6			100.000		250,000.00	250,060.00	60.00 LT	81.25	
Interest Paid Monthly May 09; Issued 04/09/15; Maturity Value = \$250,000.00; Asset Class: FI & Pref									

Account Detail

Basic Securities Account

CHAMPAIGN URBANA MASS TRANSIT DIST
C/O KARL GNADT, BRENDA E EILBRACHT

Security Description	Trade Date	Face Value	Orig Unit Cost Adj Unit Cost	Unit Price	Orig Total Cost Adj Total Cost	Market Value	Unrealized Gain/(Loss)	Est Ann Income Accrued Interest	Current Yield %
COMMUNITY & SOUTH ATLANTA GA CD Coupon Rate 0.600%; Matures 10/14/2016; CUSIP 20344CAH9 <i>Int. Semi-Annually Apr/Oct 15; Issued 04/15/15; Maturity Value = \$250,000.00; Asset Class: FI & Pref</i>	4/2/15	250,000.00	100.000 100.000	100.015	250,000.00 250,000.00	250,037.50	37.50 LT	565.57	—
apple MANHASSET NY CD Coupon Rate 0.450%; Matures 10/24/2016; CUSIP 03784JHE7 <i>Int. Semi-Annually Apr/Oct 22; Issued 04/22/15; Maturity Value = \$250,000.00; Asset Class: FI & Pref</i>	4/2/15	250,000.00	100.000 100.000	99.998	250,000.00 250,000.00	249,995.00	(5.00) LT	563.00 402.66	0.22
SYNOVUS BANK CD COLUMBUS GA CD Coupon Rate 0.800%; Matures 04/10/2017; CUSIP 87164DGY0 <i>Int. Semi-Annually Apr/Oct 09; Issued 04/09/15; Maturity Value = \$250,000.00; Asset Class: FI & Pref</i>	4/2/15	250,000.00	100.000 100.000	100.221	250,000.00 250,000.00	250,552.50	552.50 LT	2,000.00 786.88	0.79
discover GREENWOOD DE CD Coupon Rate 0.850%; Matures 04/10/2017; CUSIP 254672LJ5 <i>Int. Semi-Annually Apr/Oct 08; Issued 04/08/15; Maturity Value = \$250,000.00; Asset Class: FI & Pref</i>	4/2/15	250,000.00	100.000 100.000	100.215	250,000.00 250,000.00	250,537.50	537.50 LT	2,125.00 841.87	0.84
EVERBANK CD JACKSONVILLE FL CD Coupon Rate 0.800%; Matures 04/13/2017; CUSIP 29976DWK2 <i>Int. Semi-Annually Apr/Oct 15; Issued 04/15/15; Maturity Value = \$250,000.00; Asset Class: FI & Pref</i>	4/2/15	250,000.00	100.000 100.000	100.223	250,000.00 250,000.00	250,557.50	557.50 LT	1,000.00 754.09	0.39
Peoples United BRIDGEPORT CT CD Coupon Rate 0.750%; Matures 04/17/2017; CUSIP 71270QMQ6 <i>Int. Semi-Annually Apr/Oct 15; Issued 04/15/15; Maturity Value = \$250,000.00; Asset Class: FI & Pref</i>	4/2/15	250,000.00	100.000 100.000	100.226	250,000.00 250,000.00	250,565.00	565.00 LT	1,875.00 706.96	0.74
INVESTORS SVGS BK SHORT HILLS NJ CD Coupon Rate 0.750%; Matures 06/28/2017; CUSIP 46176PEX9 <i>Int. Semi-Annually Mar/Sep 28; Yield to Maturity .508%; Issued 03/28/16; Maturity Value = \$250,000.00; Asset Class: FI & Pref</i>	4/5/16	250,000.00	100.190 100.128	100.199	250,475.00 250,320.91	250,497.50	176.59 ST	1,875.00 794.83	0.74
GEORGIA BANK CD AUGUSTA GA CD Coupon Rate 0.800%; Matures 07/24/2017; CUSIP 373128FG7 <i>Interest Paid Monthly May 24; Issued 04/24/15; Maturity Value = \$250,000.00; Asset Class: FI & Pref</i>	4/2/15	250,000.00	100.000 100.000	100.346	250,000.00 250,000.00	250,865.00	865.00 LT	1,833.00 37.59	0.73
AMEX CENTURION SALT LAKE CITY UT CD Coupon Rate 1.150%; Matures 10/23/2017; CUSIP 02587DD96 <i>Int. Semi-Annually Apr/Oct 21; Yield to Maturity .784%; Issued 10/21/15; Maturity Value = \$140,000.00; Asset Class: FI & Pref</i>	10/14/15	140,000.00	100.000 100.000	100.416	140,000.00 140,000.00	140,582.40	582.40 ST	1,610.00 580.65	1.14
TEXAS EXCHANGE CROWLEY TX CD Coupon Rate 1.000%; Matures 03/29/2018; CUSIP 88241TAN0 <i>Interest Paid Monthly Apr 30; Yield to Maturity .737%; Issued 03/31/16; Maturity Value = \$250,000.00; Asset Class: FI & Pref</i>	4/5/16	250,000.00	100.220 100.176	100.412	250,550.00 250,440.01	251,030.00	589.99 ST	2,500.00 6.71	0.99
ALLY BK MIDVALE UT CD Coupon Rate 1.100%; Matures 04/09/2018; CUSIP 02006LPY3 <i>Int. Semi-Annually Apr/Oct 09; Yield to Maturity .873%; Issued 04/09/15; Maturity Value = \$250,000.00; Asset Class: FI & Pref</i>	4/2/15	250,000.00	100.000 100.000	100.361	250,000.00 250,000.00	250,902.50	902.50 LT	2,750.00 1,081.96	1.09
FLUSHING BK NY CD FLUSHING NY CD Coupon Rate 1.100%; Matures 04/16/2018; CUSIP 34387ABH1 <i>Interest Paid Monthly May 15; Yield to Maturity .876%; Issued 04/15/15; Maturity Value = \$250,000.00; Asset Class: FI & Pref</i>	4/2/15	250,000.00	100.000 100.000	100.360	250,000.00 250,000.00	250,900.00	900.00 LT	2,750.00 118.19	1.09

Account Detail

Basic Securities Account

CHAMPAIGN URBANA MASS TRANSIT DIST
C/O KARL GNADT, BRENDA E EILBRACHT

Security Description	Trade Date	Face Value	Orig Unit Cost Adj Unit Cost	Unit Price	Orig Total Cost Adj Total Cost	Market Value	Unrealized Gain/(Loss)	Est Ann Income Accrued Interest	Current Yield %
ROLLSTONE BANK FITCHBURG MA CD Coupon Rate 1.100%; Matures 04/16/2018; CUSIP 77579ABL9 <i>Int. Semi-Annually Apr/Oct 15; Yield to Maturity .877%; Issued 04/15/15; Maturity Value = \$250,000.00; Asset Class: FI & Pref</i>	4/2/15	250,000.000	100.000 100.000	100.359	250,000.00 250,000.00	250,897.50	897.50 LT	2,750.00 1,036.88	1.09
COMENITY BANK JUMBO (FORMERLY WORLD FINL NETWORK BANK) DE CD Coupon Rate 1.700%; Matures 10/22/2018; CUSIP 20099AYI2 <i>Interest Paid Monthly Nov 02; Yield to Maturity 1.322%; Issued 10/21/15; Maturity Value = \$200,000.00; Asset Class: FI & Pref</i>	10/14/15	200,000.000	100.000 100.000	100.796	200,000.00 200,000.00	201,592.00	1,592.00 ST	3,400.00 264.92	1.68
First Bank PR SANTURCE PR CD Coupon Rate 1.550%; Matures 10/22/2018; CUSIP 33767AQP9 <i>Interest Paid Monthly Nov 21; Yield to Maturity .842%; Issued 10/21/15; Maturity Value = \$250,000.00; Asset Class: FI & Pref</i>	10/14/15	250,000.000	100.000 100.000	101.500	250,000.00 250,000.00	253,750.00	3,750.00 ST	3,875.00 104.11	1.52
bmw SALT LAKE CITY UT CD Coupon Rate 1.300%; Matures 03/18/2019; CUSIP 05580ADW1 <i>Int. Semi-Annually Mar/Sep 18; Yield to Maturity .927%; Issued 03/18/16; Maturity Value = \$250,000.00; Asset Class: FI & Pref</i>	3/15/16	250,000.000	100.000 100.000	100.938	250,000.00 250,000.00	252,345.00	2,345.00 ST	3,250.00 1,466.03	1.28
wells fargo cd SIOUX FALLS SD CD Coupon Rate 1.250%; Matures 04/22/2019; CUSIP 9497484N4 <i>Interest Paid Monthly May 20; Yield to Maturity .925%; Issued 04/20/16; Maturity Value = \$250,000.00; Asset Class: FI & Pref</i>	4/15/16	250,000.000	100.000 100.000	100.846	250,000.00 250,000.00	252,115.00	2,115.00 ST	3,125.00 92.34	1.23
CAPITAL ONE NA MCLEAN VA CD Coupon Rate 1.950%; Matures 10/21/2019; CUSIP 14042RBA8 <i>Int. Semi-Annually Apr/Oct 21; Yield to Maturity 1.052%; Issued 10/21/15; Maturity Value = \$250,000.00; Asset Class: FI & Pref</i>	10/14/15	250,000.000	100.000 100.000	102.766	250,000.00 250,000.00	256,915.00	6,915.00 ST	4,875.00 1,758.19	1.89
Goldman Sachs NEW YORK NY CD Coupon Rate 1.950%; Matures 10/21/2019; CUSIP 38148JU58 <i>Int. Semi-Annually Apr/Oct 21; Yield to Maturity 1.052%; Issued 10/21/15; Maturity Value = \$250,000.00; Asset Class: FI & Pref</i>	10/14/15	250,000.000	100.000 100.000	102.766	250,000.00 250,000.00	256,915.00	6,915.00 ST	4,875.00 1,758.19	1.89

	Percentage of Holdings	Face Value	Orig Total Cost Adj Total Cost	Market Value	Unrealized Gain/(Loss)	Est Ann Income Accrued Interest	Current Yield %
CERTIFICATES OF DEPOSIT		5,340,000.000	\$5,341,025.00 \$5,340,760.92	\$5,371,699.40	\$5,957.50 LT \$24,980.98 ST	\$48,010.00 \$13,827.82	0.89%

TOTAL CERTIFICATES OF DEPOSIT 99.31% \$5,385,527.22
(includes accrued interest)

	Percentage of Holdings	Total Cost	Market Value	Unrealized Gain/(Loss)	Est Ann Income Accrued Interest	Current Yield %
TOTAL MARKET VALUE		\$5,340,760.92	\$5,409,301.02	\$5,957.50 LT \$24,980.98 ST	\$48,018.00 \$13,827.82	0.88%

Account Detail

Basic Securities Account

CHAMPAIGN URBANA MASS TRANSIT DIST
C/O KARL GNADT, BRENDA E EILBRACHT

TOTAL VALUE (includes accrued interest) 100.00%

\$5,423,128.84

Unrealized Gain/(Loss) totals only reflect positions that have both cost basis and market value information available. Cash, MMF, Deposits and positions stating 'Please Provide' or 'Pending Corporate Actions' are not included.

ALLOCATION OF ASSETS (*includes accrued interest)

	Cash	Equities	Fixed Income & Preferred Securities	Alternatives	Annuities & Insurance	Structured Investments	Other
Cash, BDP, MMFs	\$37,601.62	—	—	—	—	—	—
Certificates of Deposit ^	—	—	\$5,385,527.22	—	—	—	—
TOTAL ALLOCATION OF ASSETS ^	\$37,601.62	—	\$5,385,527.22	—	—	—	—

ACTIVITY

CASH FLOW ACTIVITY BY DATE

Activity Date	Settlement Date	Activity Type	Description	Comments	Quantity	Price	Credits/(Debits)
8/1		Interest Income	TEXAS EXCHANGE 1000 18MH29	CUSIP: 88241TAN0			\$212.33
8/2		Interest Income	COMENITY BANK CD 1700 180C22	CUSIP: 20099AYI2			288.77
8/8		Interest Income	TRANS ALLIANCE CD 0600 160C07	CUSIP: 89387W7J8			127.40
8/9		Interest Income	Merrick Bank 0550 160C12	CUSIP: 59013JDW6			116.78
8/15		Interest Income	FLUSHING BK NY CD 1100 18AP16	CUSIP: 34387ABH1			233.56
8/22		Interest Income	First Bank PR 1550 180C22	CUSIP: 33767AQP9			329.11
8/22		Interest Income	wells fargo cd 1250 19AP22	CUSIP: 9497484N4			265.41
8/24		Interest Income	GEORGIA BANK CD 0800 17JL24	CUSIP: 373128FG7			169.86
8/31		Interest Income	MORGAN STANLEY BANK N.A. (Period 08/01-08/31)				0.63

NET CREDITS/(DEBITS)

\$1,743.85

MONEY MARKET FUND (MMF) AND BANK DEPOSIT PROGRAM ACTIVITY

Activity Date	Activity Type	Description	Credits/(Debits)
8/1	Automatic Investment	BANK DEPOSIT PROGRAM	\$212.33
8/2	Automatic Investment	BANK DEPOSIT PROGRAM	288.77
8/8	Automatic Investment	BANK DEPOSIT PROGRAM	127.40
8/9	Automatic Investment	BANK DEPOSIT PROGRAM	116.78
8/15	Automatic Investment	BANK DEPOSIT PROGRAM	233.56
8/22	Automatic Investment	BANK DEPOSIT PROGRAM	594.52
8/24	Automatic Investment	BANK DEPOSIT PROGRAM	169.86
8/31	Automatic Investment	BANK DEPOSIT PROGRAM	0.63



Account Detail

Basic Securities Account

CHAMPAIGN URBANA MASS TRANSIT DIST
C/O KARL GNADT, BRENDA E EILBRACHT

MONEY MARKET FUND (MMF) AND BANK DEPOSIT PROGRAM ACTIVITY (CONTINUED)

Activity			Credits/(Debits)
Date	Activity Type	Description	
NET ACTIVITY FOR PERIOD			\$1,743.85

MESSAGES

Update to Morgan Stanley's Independent Equity Research Provider

Effective August 2016, Morgan Stanley switched its independent third-party equity research provider from Standard & Poor's (S&P) to Morningstar, the largest independent research provider, whose core competence is to deliver analyst-driven research. This shift demonstrates Morgan Stanley's continued commitment to servicing our clients. Equity Research, content and ratings currently based on S&P will be replaced with Morningstar, while S&P Credit Ratings will continue to be displayed on your statements.

Please contact your Financial Advisor or Private Wealth Advisor if you have any questions.



To: Board of Trustees
From: Karl Gnadt
Date: September 28, 2016
Subject: Downstate Operating Assistance Grant Resolution

- A. Introduction** – The annual Downstate Operating Assistance Grant Agreement for the District has been received from the Illinois Department of Transportation. The Agreement is significantly altered from previous versions due to GATA. The Board must approve a Downstate Operating Assistance Grant Resolution to facilitate the release of funds.
- B. Recommended Action:** Staff recommends Board approval of the Downstate Operating Assistance Grant Resolution to authorize the District to enter into the Downstate Operating Assistance Grant agreement.
- C. Prior Trustee Action** – The Board approves the Downstate Operating Assistance Grant resolution annually.

RESOLUTION NO. 2016-5

RESOLUTION AUTHORIZING EXECUTION AND AMENDMENT OF DOWNSTATE OPERATING ASSISTANCE
GRANT AGREEMENT

WHEREAS, the provision of public transportation service is essential to the people of Illinois; and

WHEREAS, the Downstate Public Transportation Act (30 ILCS 740/2-1 *et seq.*) ("Act") authorizes the State of Illinois, acting by and through the Illinois Department of Transportation, to provide grants and make funds available to assist in the development and operation of public transportation systems; and

WHEREAS, grants for said funds will impose certain obligations upon the recipient, including provision by it of the local share of funds necessary to cover costs not covered by funds provided under the Downstate Public Transportation Act.

NOW, THEREFORE, BE IT RESOLVED BY THE BOARD OF TRUSTEES OF THE CHAMPAIGN-URBANA MASS TRANSIT DISTRICT:

Section 1. That the Champaign-Urbana Mass Transit District enter into a Downstate Public Transportation Operating Assistance Agreement ("Agreement") with the State of Illinois and amend such Agreement, if necessary, for fiscal year 2017 in order to obtain grant assistance under the provisions of the Act.

Section 2. That Linda A. Bauer as Chair or Bradley Diel as Vice-Chair of the Champaign-Urbana Mass Transit District Board of Trustees is hereby authorized and directed to execute the Agreement or its amendment(s) on behalf of the Champaign-Urbana Mass Transit District for such assistance for fiscal year 2017.

Section 3. That Karl P. Gnadt as Managing Director or Bryan D. Smith as Chief Operating Officer of the Champaign-Urbana Mass Transit District is hereby authorized to provide such information and file such documents as may be required to perform the Agreement and to request and receive the grant funding for fiscal year 2017.

Section 4. That while participating in said operating assistance program the Champaign-Urbana Mass Transit District shall provide all required local matching funds.

PRESENTED and ADOPTED this 28th day of September, 2016

Linda A. Bauer

(Attest)

*Chair of Champaign-Urbana Mass Transit
District Board of Trustees*

(Date)



To: Board of Trustees
From: Bryan D. Smith, COO
Date: September 28, 2016
Subject: Maintenance contract with DRES (UI)

- A. Introduction** – The purpose of this contract is for MTD to fuel, wash, and maintain DRES vehicles and for DRES to pay the costs associated with those services.
- B. Recommended Action:** Staff recommends approval of the contract.
- C. Prior Trustee Action:** This is the first maintenance contract MTD would enter into with DRES.
- D. Summary:** This is a maintenance contract for MTD to fuel, wash, and maintain the new DRES vehicles.
- E. Background:** DRES operates door to door service for UI students on campus. MTD has had a contract to store their vehicles at our 803 facility. DRES has recently purchased a new fleet of vehicles (four in total), and has requested that MTD continue to house them, and in addition, maintain them.
- F. Alternatives – advantages/disadvantages:**
 - a. Approve contract as provided
 - i. MTD has the facilities and staff to service the DRES vehicles. This contract would allow MTD and DRES to take advantage of an existing public investment for the benefit of both public agencies. This contract would add to the workload, but the contract specifically addresses that MTD vehicles will have priority for repairs.
 - b. Do not approve contract and provide staff with further direction.
- G. Budget & Staffing Impacts**
 - a. This contract would increase both the revenue and expenses in the maintenance budget. The compensation amounts are meant to represent the cost of providing service with the inclusion of the Downstate Operating Assistance Fund. Ideally, this allows MTD to spread overhead across additional staff hours. Additional staff are not planned as part of this contract.

Champaign Urbana Mass Transit District

INTERGOVERNMENTAL AGREEMENT

"Champaign Urbana Mass Transit District"

"CUSTOMER"

Champaign Urbana Mass Transit District Address: 1101 East University Ave Urbana, IL 61802 Telephone: 217-384-8188	University of Illinois at Urbana-Champaign Address: _____ Telephone: _____ Facsimile: _____
----------------------------------------------------------------------------------------------------------------------------------------------------------------	------------------------------------------------------------------------------------------------------------------------------------------

- A. Champaign Urbana Mass Transit District "CUMTD" agrees to provide for Customer certain services as requested and agreed to by Customer from time to time, in accordance with the Work Order in the form attached to this Agreement as **Exhibit A** as such Work Order may be amended in writing from time to time.
- B. The term of this agreement shall begin on the date of execution of this document, and will terminate on June 30, 2017 at 11:59 PM.
- C. The Work Order, when executed by CUMTD and Customer, will be automatically incorporated by reference into this Agreement, and all services will be provided under the terms of this Agreement and the Work Order.
- D. The attached General Terms and Conditions shall apply to CUMTD's provision of services to Customer.

The parties have read this cover page, the attached General Terms and Conditions and all exhibits and attachments, and agree to be bound by the terms and conditions contained in this Agreement and the Work Order. The parties have caused this Agreement to be executed by their duly authorized representatives to be effective as of the Effective Date.

For CUMTD:

For CUSTOMER: University of Illinois at Urbana-Champaign

By: _____ By: _____

Printed Name: Karl Gnadt Printed Name: _____

Title: Managing Director Title: _____

Date: _____ Date: _____

General Terms and Conditions

1. CUMTD's sole obligation under this Agreement shall be to provide the services set forth herein. Any additional repairs, parts, services, or labor will be quoted separately in detail for Customer's approval. All prices are F.O.B. job site. Labor associated with quote reflects normal standard working hours. Non-standard hours quoted upon request.
2. Except as provided herein, Customer agrees to perform all other maintenance of the equipment in accordance with manufacturer's recommended procedures and shall maintain a record of such maintenance for CUMTD's reference. Customer's adherence to regular maintenance procedures will reduce possible emergency service needs and assure minimum maintenance costs. CUMTD shall maintain records of services provided to Customer for three years from the date of service and will provide a copy to Customer on request.
3. CUMTD shall not be responsible for any costs in repairing property damage caused by abuse, accident, theft, acts of a third-person, negligent acts of Customer, acts of God or nature, alteration of equipment, and operation of the equipment not in conformance with the manufacturer's recommendations. CUMTD shall not be responsible for property damage or other loss that is the result of normal wear and tear or the result of testing of the equipment serviced hereunder. CUMTD shall not be responsible for failure to render the service due to causes beyond its control, including without limitation labor strikes, labor disputes, and acts of God.
4. The warranty on any part or product sold under this Agreement is limited to the warranty provided by the manufacturer. CUMTD EXPRESSLY DISCLAIMS ALL WARRANTIES, WHETHER EXPRESS OR IMPLIED, INCLUDING ANY IMPLIED WARRANTY OF MERCHANTABILITY OR FITNESS FOR A PARTICULAR PURPOSE and does not assume or authorize any other person to assume for it any liability in connection with the sale.
5. CUMTD MAKES NO REPRESENTATION OR WARRANTY OF ANY KIND, ORAL OR WRITTEN, EXPRESS OR IMPLIED, WITH RESPECT TO THE EQUIPMENT SERVICED HEREUNDER, ITS CONDITION OR ITS FITNESS FOR A PARTICULAR PURPOSE. THERE ARE NO WARRANTIES OR GUARANTEES AS TO THE AVAILABILITY OF OR LOSS OF THE USE OF EQUIPMENT SERVICED UNDER THIS AGREEMENT. CUMTD IS NOT LIABLE FOR LOSS OF USE, DOWN-TIME, OR ANY SPECIAL, INDIRECT, INCIDENTAL, PUNITIVE OR CONSEQUENTIAL DAMAGES, INCLUDING LOSS OF USE OR PROFITS, HOWEVER ARISING.
6. CUMTD is a recipient of funds through the Federal Transit Administration for the purpose of providing public transportation. This contract is incidental to that purpose and shall not detract from CUMTD's ability to provide maintenance for CUMTD operations. Customer agrees that CUMTD shall, at its sole discretion, determine scheduling of repairs and that maintenance of CUMTD vehicles will take

priority over Customer vehicles. Specifically, CUMTD shall prioritize all services under this contract as follows: CUMTD, C-CARTS, DRES, Danville Mass Transit, CRIS.

7. CUMTD is required to recoup, at a minimum, the fully allocated costs associated with providing this incidental service. Customer agrees to pay the costs as set out in Exhibit A.
8. This Agreement may not be assigned without the written consent of the other party.
9. Invoices for Customer shall be net 15 days. CUMTD shall invoice Customer directly for services and not through any other University of Illinois Department and no other Department will be responsible for paying invoices. Delinquent accounts will bear interest at the highest rate allowable by law or 1.5% per month, whichever is greater.
10. If CUMTD is required to enforce this Agreement and/or collect payment by Customer through any action at law or in equity, including an action for declaratory relief, CUMTD shall be entitled to recover its costs of collection, including reasonable attorney's fees, in addition to any other relief to which CUMTD is entitled.
11. CUMTD is a political subdivision and is entitled to all of the immunities and defenses provided by law, including those provided in (745 ILCS 10/) Local Governmental and Governmental Employees Tort Immunity Act as they relate to any action by Customer related to this Agreement, other services performed by CUMTD for Customer, and any other actions or inactions by CUMTD or any of its employees or agents.
12. This Agreement may be executed in multiple counterparts, each of which shall be recognized as an original signature.
13. This Agreement may be executed with signatures delivered by either facsimile or scanned email and copies of such signatures so delivered shall be deemed as originals.
14. Customer shall indemnify and hold CUMTD harmless for any liabilities, losses, or damages (including the costs of litigation and attorney's fees) arising out of any action or claim brought by any individual or entity against CUMTD relating to any service performed by CUMTD for Customer or relating to any vehicle belonging to Customer that was serviced by CUMTD. Customer shall provide a certificate of insurance with CUMTD named as additional insured.
15. This Agreement contains the entire agreement between the Parties and supersedes all previous communications between the Parties. The terms of this Agreement are contractual and not a mere recital. No modification shall be binding on any of the Parties hereto unless it has been agreed to by all the Parties in writing, signed by them and identified as an amendment to this Agreement.

16. The unenforceability or invalidity of any provision of this Agreement shall not affect the enforceability or validity of any other provision of this Agreement.

EXHIBIT A

**Work Order
(Page 1 of 2)**

**to
Intergovernmental Agreement dated _____, 2016
between
Champaign Urbana Mass Transit District
and
_____ ("CUSTOMER")**

Customer Services Manager: _____
Telephone Number: _____
E-Mail: _____

Champaign Urbana Mass Transit District shall perform the following services:

1. CUMTD will perform all preventative maintenance requested by Customer at the actual hourly rate needed for the work. The current hourly rate for preventative maintenance services is \$45.64.
2. CUMTD will charge the cost of any required parts at current pricing.
3. CUMTD will perform all mechanical repair work. The current hourly rate for mechanical repair services is \$45.64.
4. CUMTD will perform any requested body shop repair work. The current hourly rate for body shop repair work services is \$45.64.
5. CUMTD will perform any requested road calls. The current hourly rate for road calls service is \$45.64.
6. CUMTD will fuel Customer vehicles as requested. The cost per gallon will be calculated as a monthly average based on overall CUMTD fuel purchases.
7. CUMTD will wash, sweep, and empty the trash of each Customer vehicle every time it is fueled. Each wash will be charged at \$3.00 per vehicle.
8. CUMTD will charge Customer a monthly administrative fee between \$100.00 - 250.00. The monthly fee will be determined by CUMTD Accounting Department based on previous month's administrative load. All efforts will be made by CUMTD to keep the fee as low as possible.

Champaign Urbana Mass Transit District

CUSTOMER: _____
[Name]

By: _____

By: _____

Name: _____

Name: _____

Title: _____

Title: _____

Date: _____

Date: _____

EXHIBIT A

**Work Order
(Page 2 of 2)**

It is recognized by the parties that the amounts set forth in this work order are premised on the current level of support by the State of Illinois as set forth in the Downstate Public Transportation Act (30 ILCS 740/1-1 et. seq.) ("the Act").

If at any time after the execution of a work order by the parties, state reimbursement is reduced from its current 65% level contained in the Act, the amount contained in the work order shall be adjusted to automatically reflect the amount of any such decrease. The increase in cost to the customer shall be in the same percentage as the decrease in state support.

The following table shows examples of how customer cost will be determined:

FY2015-FY2016 Audited Fully Allocated Cost Per Hour	Level of State Reimbursement	Local Share = Cost To Customer	Hourly Rate Charged to Customer
\$127.22	65%	35%	\$44.53
\$127.22	60%	40%	\$50.89
\$127.22	55%	45%	\$57.25