



CHAMPAIGN-URBANA MASS TRANSIT DISTRICT BOARD MEETING

AGENDA

Tuesday, March 28, 2017 – 3:00 p.m.

South Banquet Rm, 4th Floor, Illinois Terminal
45 East University Avenue, Champaign

Board of Trustees:

Linda Bauer

Bradley Diel – Chair

Margaret Chaplan – Vice Chair

Matthew Cho

James Faron

Bruce Hannon

Donald Uchtmann

Advisory Board:

Lowa Mwilambwe/Brian Farber

Evan Bujak

	<u>Pages</u>
1. Call to Order	
2. Roll Call	
3. Approval of Agenda	
4. Audience Participation	
5. Approval of Minutes	
A. Board Meeting – February 22, 2017 – Open Session	1-4
B. Board Meeting – February 22, 2017 – Closed Session	Distributed at mtg
6. Communications	
7. Reports	
A. Managing Director	
1) Operating Notes	5-7
2) Ridership Data	8-10
3) Route Performance	11-13
4) District Operating Revenue/Expenses	14
5) Illinois Terminal Operating Revenue/Expenses	15
6) Statistical Summary	16
7) Budget Analysis	17-26
8) Accounts Payable/Check Disbursements	27-33
9) Morgan Stanley Statement	34-40
B. Board Committees	
1) Administration	
2) Facilities	
3) Service Delivery	



CHAMPAIGN-URBANA MASS TRANSIT DISTRICT BOARD MEETING

AGENDA

Tuesday, March 28, 2017 – 3:00 p.m.

Page 2

- | | <u>Pages</u> |
|--|--------------|
| 8. Action Items | |
| A. Authorization to Establish First Bank Line of Credit, Note Payable, Deposit Accounts | 41-44 |
| B. Rejection of 59 East Chester Street & 207 South Water Street Demolition Bids | 45-46 |
| C. Administration & Operations Air Conditioner Unit Replacement Contract | 47-48 |
| D. Illinois Terminal Boiler Replacement Contract | 49-50 |
| E. Illinois Terminal HVAC System Upgrade | 51 |
| F. Illinois Terminal Elevator Repair | 52 |
| G. SAN/NAS Contract | 53-54 |
| H. Memorandum of Understanding with Champaign County Sheriff's Office to Provide Transportation Services in the Event of an Emergency or Disaster | 55-58 |
| 9. Closed Session pursuant to 5 ILCS 120/2 (c) 1, to Consider the Employment, Compensation, Discipline, Performance or Dismissal of an Employee and pursuant to 5 ILCS 120/2 (c) 2, to Consider Collective Negotiating Matters between Champaign-Urbana Mass Transit District and its Employees or their Representatives and pursuant to 5 ILCS 120/2 (c) 2, to Consider Salary Schedules for one or more Classes of Employees | |
| 10. Closed Session pursuant to 5 ILCS 120/2 (c) 6 to Consider Setting of a Price for Sale or Lease of Property owned by Champaign-Urbana Mass Transit District | |
| 11. Closed Session pursuant to 5 ILCS 120/2 (c) 5 to Consider the Purchase or Lease of Real Property for the use of Champaign-Urbana Mass Transit District | |
| 12. Closed Session pursuant to 5 ILCS 120/2 (c) 3 to Consider the Employment, Compensation, Discipline, Performance or Dismissal of a Public Official | |
| 13. Action Item: Approval of Managing Director's Contract for FY2018-2022 | |
| 14. Next Meeting | |
| A. Regular Board of Trustees Meeting
Wednesday, April 26, 2017 - 3:00 p.m. at Champaign City Council Chambers, 102 North Neil Street, Champaign | |
| 15. Adjournment | |

*Champaign-Urbana Mass Transit District strives to provide an environment welcoming to all persons regardless of disability, race, gender, or religion. Please call Beth Brunk at 217-384-8188 to request special accommodations **at least 2 business days in advance.***



Champaign-Urbana Mass Transit District Board of Trustees Meeting

MINUTES – SUBJECT TO REVIEW AND APPROVAL

DATE: Wednesday, February 22, 2017
TIME: 3:00 p.m.
PLACE: Illinois Terminal, 4th Floor
45 E University Avenue, Champaign, IL

Trustees:

Present	Absent
Linda Bauer	
Bradley Diel (Chair)	
Margaret Chaplan (Vice-Chair)	
Matthew Cho	
James Faron	
Bruce Hannon	
Donald Uchtmann	

Advisory Board:

Present	Absent
Brian Farber	
Evan Bujak	

MTD Staff: Karl Gnadt (Managing Director), Brenda Eilbracht (Chief Administrative Officer), Eric Broga (Maintenance Director), Amy Snyder (Customer Service Director), Stu Smith (IT Manager), Drew Bargmann (Special Services Manager), Jane Sullivan (Grant Manager/Sustainability Planner), Cynthia Hoyle (Transportation Consultant), Evan Alvarez (Planner), Fred Stavins (Counsel), Beth Brunk (Recording Secretary)

Others Present:

MINUTES

1. Call to Order

Chair Diel called the meeting to order at 3:01 p.m.

2. Roll Call

A verbal roll call was taken, and a quorum was declared present.

3. Approval of Agenda

MOTION by Ms. Chaplan to approve the agenda as distributed; seconded by Mr. Hannon. Upon vote, the **MOTION CARRIED unanimously**.

4. Audience Participation

None.

5. Approval of Minutes

A. Board Meeting – January 25, 2017 – Open Session

MOTION by Ms. Bauer to approve the minutes of the January 25, 2017 Open Session CUMTD Board meeting as distributed; seconded by Ms. Chaplan. Upon vote, the **MOTION CARRIED** unanimously.

Mr. Uchtmann entered the meeting.

B. Board Meeting – January 25, 2017 – Closed Session

MOTION by Mr. Uchtmann to approve the minutes of the January 25, 2017 Closed Session CUMTD Board meeting as distributed; seconded by Ms. Chaplan. Upon vote, the **MOTION CARRIED** unanimously.

6. Communications

None.

Mr. Cho entered the meeting.

7. Environmental and Sustainability Management System (ESMS) Management Review

Jane Sullivan from the ESMS Core Team presented the District's sustainable developments for 2016.

8. Reports

A. Managing Director

Mr. Gnadt reviewed the District's ridership and financials for January 2017. Year-to-date ridership was 3.69% below FY2016. The Request for Proposal (RFP) to demolish 59 East Chester and 207 South Water has been issued and will be opened in mid-March. The contractor has started to demolish the buildings at the CDL Training Center – 1207 East University. MCORE construction will begin on Green Street in the second week of March – between First Street to slightly west of Locust Street. The MCORE partners have coordinated a Communication Team to convey information about street closures and bus reroutes to the public. The new Media Manager position should be filled in March.

The UIUC students will be voting on their transportation fee in a referendum on March 8th & 9th. Mr. Gnadt thanked Mr. Bujak for his help in getting the ballot through the Student Senate. Efforts to encourage the students to vote include interior bus ads, social media coverage and MTD staff on site at large bus transfer points like the Transit Plaza, Illini Union and PAR. Mr. Uchtmann commented that the special partnership between the University and CUMTD forms the foundation of an excellent transit district.

B. Board Committees

- 1) Mr. Diel appointed the following Trustees as Chair/Vice-Chair for the respective Committees of the Whole:

Administration – Hannon (Chair); Uchtmann (Vice-Chair)

Facilities – Cho (Chair); Bauer (Vice-Chair)

Service Delivery – Chaplan (Chair); Faron (Vice-Chair)

- 2) Mr. Diel appointed Mr. Uchtmann and Mr. Hannon as the Managing Director's Contract Negotiating Team.

9. Action Items

A. Authorization to Approve First Mid-Illinois Bank & Trust Line of Credit and Note Payable

Mr. Gnadt explained that the District may need to occasionally borrow money from a Bank Line of Credit due to delayed State payments. Additionally, debt service capital projects such as bus purchases and CDL Training Facility construction will be funded through bank notes payable. Mr. Gnadt would like Board approval for a proposal from First Mid-Illinois Bank & Trust to provide these services. If another bank proposal is submitted with more beneficial terms for the District, it will be brought to the Board next month for approval.

MOTION by Mr. Uchtmann to authorize the Managing Director to establish a revolving line of credit and notes payable for debt service with First Mid-Illinois Bank & Trust and further authorize that the Managing Director, Chief Administrative Officer and Comptroller may initiate loan draws on these debt instruments; seconded by Mr. Hannon. Upon vote, the **MOTION CARRIED** unanimously.

B. Authorization of Resolution for Transit System Analysis Grant Application

Approximately one year ago, CUMTD applied for a Federal/State grant to hire a consultant who will conduct an analysis of the District's fixed route services. The State awarded the contract at that time but the funding stalled. The State has asked for the submission of a new application with an Authorizing Resolution for this grant.

MOTION by Mr. Hannon to adopt the Resolution authorizing the filing of a Transit System Analysis Grant application with the Illinois Department of Transportation; seconded by Ms. Chaplan. Upon vote, the **MOTION CARRIED** unanimously.

C. CUMTD Board of Trustees Meeting Dates and Time

The Board discussed their desire for more transparency. Mr. Gnadt proposed using the City of Champaign's Council Chambers to utilize their state-of-the-art broadcasting equipment to livestream the Board meetings and replay the video on CGTV. In this way, more people will have the opportunity to view the meetings. The meeting schedule will stay on the last Wednesday of the month at 3:00 p.m. The Board agreed that this move will increase the exposure of the District. The meeting videos will also be uploaded to the CUMTD website. The change in venue will be in effect for the April 26th Board meeting.

10. Closed Session pursuant to 5 ILCS 120/2 (c) 1, to Consider the Employment, Compensation, Discipline, Performance or Dismissal of an Employee and pursuant to 5 ILCS 120/2 (c) 2, to Consider Collective Negotiating Matters between Champaign-Urbana Mass Transit District and its Employees or their Representatives and pursuant to 5 ILCS 120/2 (c) 2, to Consider Salary Schedules for one or more Classes of Employees

MOTION by Mr. Hannon to enter into closed session pursuant to 5 ILCS 120/2 (c) 1, to Consider the Employment, Compensation, Discipline, Performance or Dismissal of an Employee and pursuant to 5 ILCS 120/2 (c) 2, to Consider Collective Negotiating Matters between Champaign-Urbana Mass Transit District and its Employees or their Representatives and pursuant to 5 ILCS 120/2 (c) 2, to Consider Salary Schedules for one or more Classes of Employees; seconded by Ms. Chaplan.

Roll Call:

Aye (7) – Bauer, Chaplan, Cho, Diel, Faron, Hannon, Uchtmann

Nay (0)

MOTION CARRIED unanimously.

The Champaign-Urbana Mass Transit District Board of Trustees entered into closed session at 4:30 p.m.

The Champaign-Urbana Mass Transit District Board of Trustees returned to open session at 5:23 p.m.

11. Next Meeting

A. Regular Board of Trustees Meeting

March 28, 2017 – 3:00 p.m. at Illinois Terminal

12. Adjournment

MOTION by Mr. Hannon to adjourn the meeting; seconded by Ms. Chaplan. Upon vote, the **MOTION CARRIED** unanimously.

1
2 There being no further business, Mr. Diel adjourned the meeting at 5:24 p.m.
3

4
5 Submitted by:
6

7
8 _____
9 Recording Secretary
10

11
12 Approved:
13

14
15 _____
16 Board of Trustees Chair

MTD MANAGING DIRECTOR OPERATING NOTES

February 2017

RIDERSHIP

Monthly Ridership

■ FY2016 ■ FY2017

1,537,540



1,371,778



February

↓ -10.78%

Year-to-Date Ridership

■ FY2016 ■ FY2017

8,890,035



8,453,097



Year-to-Date

↓ -4.91%

February ridership was 1,371,778 or 10.78% below February, 2016 (1,537,540). Year-to-date ridership was 8,453,097 or 4.91% below FY2016 (8,890,035).

OPERATING REVENUE

Monthly Operating Revenue

■ FY2016 ■ FY2017

\$837,781



\$889,281



February

↑ 6.10%

Year-to-Date Operating Revenue

■ FY2016 ■ FY2017

\$5,881,862



\$5,987,478

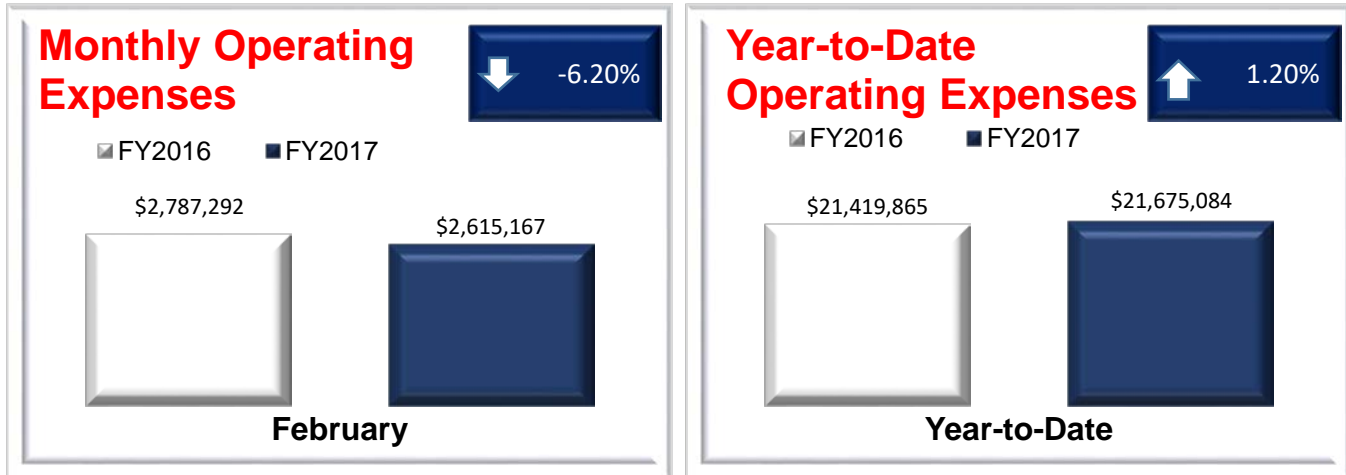


Year-to-Date

↑ 1.80%

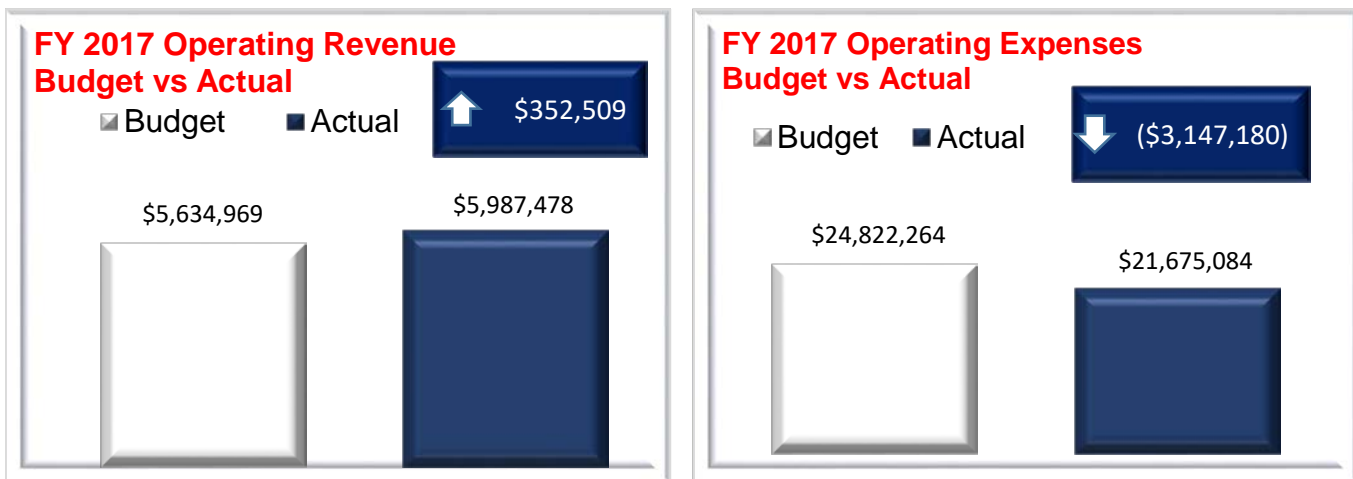
February, 2017 operating revenue was \$889,281 or 6.10% above February, 2016 (\$837,781). Year-to-date operating revenue was \$5,987,478 or 1.80% above FY2016 (\$5,881,862).

OPERATING EXPENSES



February operating expenses were \$2,615,167 or 6.20% below February, 2016 (\$2,787,292). Year-to-date operating expenses were \$21,675,084 or 1.20% above FY2016 (\$21,419,865).

YEAR-TO-DATE REVENUE & EXPENSES



Year-to-date operating revenues are \$352,509 above budget while operating expenses are \$3,147,180 under budget.

MANAGING DIRECTOR'S NOTES

Construction of the CDL Training Facility is underway.

MCORE construction staging has begun, and already significant work can be seen. The Communication Committee worked to put together a variety of different formats for communications to the community about the phasing of the project. The design of the billboard and signs was done by MTD staff.

Lisa Meid, our new Media Manager began on March 13, 2017. She will give a short introduction of herself to the Board at the meeting. But let me just say - MTD is very fortunate to have Lisa onboard. She already is a GREAT addition to the team.

The University of Illinois Student Referendum was held March 8 - 9. The Student Transportation Fee question passed with an overwhelming 85% approval.

Andrew Johnson, the new Chief Operating Officer and I attended APTA's Legislative Conference March 11 - 14. This is a very confusing time in Washington, D.C. - and it's more important than ever for us to strengthen our good relationships with our legislators. We had very positive meetings with staff from several Federal legislative offices from around the state. Andrew will begin in his new position on April 3, 2017.

BOARD PRIORITIES

Customer Service

ISO 9001:2015 – Staff continues to work on merging our existing ISO 14001:2004 (Environmental Sustainability Management System) certification with the upcoming ISO 9001:2015 (Quality Management System) certification. That effort will also update the 14001:2004 to the 14001:2015 standard. The plan is to do a transition audit for the ESMS system to 14001:2015 this summer and we will do the initial certification for the 9001:2015 system during the summer of 2018.

Ridership Study

The project group from the U of I Computer Science class that has been assigned to our project has realigned their efforts. Due to some changes that both Apple and Google made, the prospect of pinging mobile phones was discarded as an option. The group is now focusing on video technology with the same goal in mind. Our software developer, Ryan Blackman has weekly meetings with the student group and the project is on-going.

Development Efforts

Illinois Terminal Expansion – Ratio Architects, the firm that did the original Illinois Terminal Expansion study, is now back on board to do this conceptual phase. We are meeting with each of the key stakeholders, developing budget & funding scenarios, and continue to move toward a concept plan.

Downtown Urbana Transit Facility – Conversations have continued with property owners of potential sites to evaluate viability. The conversations continue to progress in a positive fashion.

Route Analysis

The GATA requirements were significantly different enough so that IDOT asked us to complete a whole new application for the analysis. That has been submitted, and we are now waiting again to hear back from IDOT.

ONGOING PROJECTS

Staff continues to work on a number of projects including:

- MCore – See update above.
- U of I contract negotiation - discussions with U of I staff continue.
- CDL Training Center (1207) - See update above.

Champaign-Urbana Mass Transit District

Monthly Ridership

Fiscal-Year-to-Date Ridership

	February 2017	Fiscal YTD
Adult Rides	44,800	354,340
School Rides	42,510	280,609
DASH/Senior - E & D Rides	49,456	413,558
U of I Faculty/Staff Rides	44,092	295,372
Annual Pass Rides	79,247	670,171
U of I Student Rides	1,081,892	6,211,632
All Day Pass Rides	811	7,086
Transfers	13,938	116,954
Saferides Rides	4,817	25,183
Total Unlinked Passenger Rides	1,361,563	8,374,905
Half-Fare Cab Subsidy Rides	1,536	11,579
ADA Rides	8,679	66,613
TOTAL	1,371,778	8,453,097

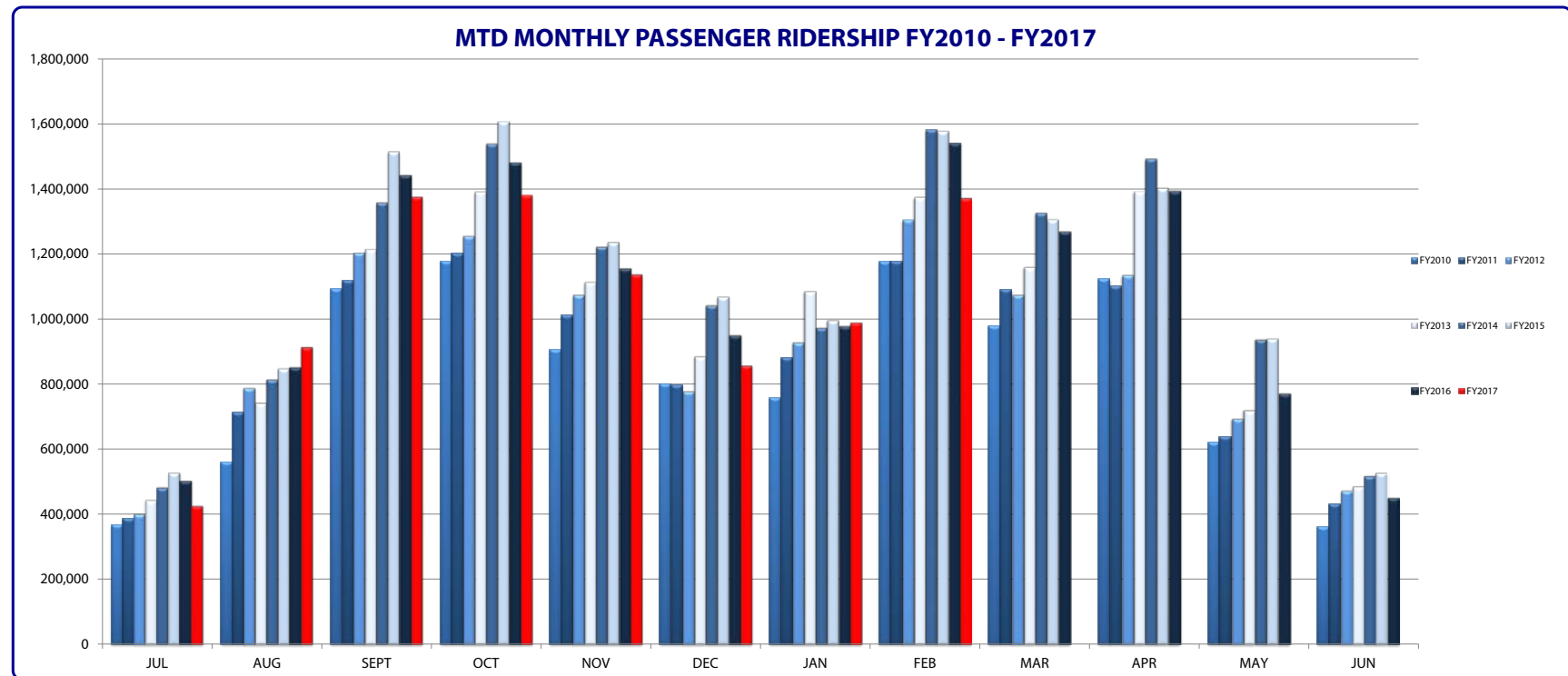
Champaign-Urbana Mass Transit District

Fiscal-Year-to-Date Ridership Comparison

	Feb-17	Feb-16	% Change	FY17 YTD	FY16 YTD	% Change
Adult Rides	44,800	46,538	-3.7%	354,340	385,088	-8.0%
School Rides	42,510	47,627	-10.7%	280,609	305,626	-8.2%
DASH/Senior - E & D Rides	49,456	48,744	1.5%	413,558	421,002	-1.8%
U of I Faculty/Staff Rides	44,092	51,425	-14.3%	295,372	301,768	-2.1%
Annual Pass	79,247	92,572	-14.4%	670,171	741,742	-9.6%
U of I Student Rides	1,081,892	1,217,074	-11.1%	6,211,632	6,498,514	-4.4%
All Day Passes	811	1,203	-32.6%	7,086	8,667	-18.2%
Transfers	13,938	14,802	-5.8%	116,954	122,409	-4.5%
Saferides	4,817	7,862	-38.7%	25,183	32,458	-22.4%
Total Unlinked Passenger Rides	1,361,563	1,527,847	-10.9%	8,374,905	8,817,274	-5.0%
Half-Fare Cab Subsidy Rides	1,536	1,400	9.7%	11,579	8,924	29.8%
ADA Rides	8,679	8,293	4.7%	66,613	63,837	4.3%
TOTAL	1,371,778	1,537,540	-10.8%	8,453,097	8,890,035	-4.9%

	Feb-17	Feb-16
Weekdays	20	21
UI Weekdays	20	21
Saturdays	4	4
UI Saturdays	4	4
Sundays	4	4
UI Sundays	4	4
Champaign Schools Days	19	20
Urbana School Days	18	20
Holidays	0	0
Average Temperature	41	33
Total Precipitation	0.3	0.82
Average Gas Price	\$2.20	\$1.48

	FY2010	FY2011	FY2012	FY2013	FY2014	FY2015	FY2016	FY2017
JUL	365,289	387,210	401,883	447,178	487,363	529,018	503,481	426,920
AUG	559,380	714,304	787,817	745,337	817,249	848,165	851,098	914,406
SEPT	1,093,712	1,117,050	1,203,512	1,215,967	1,358,928	1,514,019	1,439,491	1,375,803
OCT	1,178,063	1,201,806	1,254,804	1,391,576	1,538,309	1,606,340	1,478,275	1,380,990
NOV	905,337	1,011,472	1,073,953	1,115,234	1,223,026	1,236,071	1,153,897	1,137,573
DEC	798,794	797,556	777,617	887,209	1,044,064	1,068,608	949,030	857,837
JAN	757,365	881,575	927,630	1,086,962	975,863	996,469	977,223	989,700
FEB	1,175,703	1,177,828	1,305,142	1,374,653	1,582,330	1,576,687	1,537,540	1,371,778
MAR	979,460	1,089,206	1,073,789	1,160,228	1,327,336	1,305,425	1,266,676	
APR	1,123,869	1,101,360	1,134,560	1,392,237	1,492,613	1,402,475	1,391,286	
MAY	621,396	638,216	693,620	722,264	939,758	940,147	770,860	
JUN	361,625	431,537	473,304	489,327	522,493	528,360	451,663	



Route Performance Report

February 2017

Weekdays

	Passengers	Percent of Group Ridership *	Revenue Hours	Passengers Per Revenue Hour	Revenue Hour Performance Comparison +	Revenue Miles	Passengers Per Revenue Mile	Revenue Mile Performance Comparison +
Daytime Campus Fixed Route								
1 YELLOWhopper	79,508	13.23%	476.6	166.82	1.15	4,896.0	16.24	1.19
10 GOLDhopper	53,341	8.88%	438.0	121.78	0.84	5,632.0	9.47	0.70
12 Teal	92,796	15.44%	585.6	158.46	1.09	6,358.0	14.60	1.07
13 Silver	105,862	17.62%	664.6	159.29	1.10	7,710.0	13.73	1.01
21 Raven	6,720	1.12%	241.6	27.81	0.19	1,990.0	3.38	0.25
22 Illini	262,694	43.72%	1,735.6	151.36	1.04	17,560.0	14.96	1.10

Daytime Community Fixed Route

1 Yellow	62,580	14.78%	940.0	66.57	1.63	11,814.0	5.30	1.72
2 Red	40,586	9.58%	997.4	40.69	1.00	12,748.0	3.18	1.03
3 Lavender	22,091	5.22%	578.2	38.21	0.94	8,020.1	2.75	0.89
4 Blue	19,079	4.51%	544.0	35.07	0.86	7,280.0	2.62	0.85
5 Green	77,581	18.32%	1,548.7	50.10	1.23	21,061.4	3.68	1.19
5 GREENhopper	42,010	9.92%	671.6	62.55	1.53	8,729.8	4.81	1.56
6 Orange	17,602	4.16%	675.1	26.07	0.64	8,384.2	2.10	0.68
6 ORANGEhopper	7,930	1.87%	117.0	67.78	1.66	1,384.0	5.73	1.86
7 Grey	35,507	8.39%	986.4	36.00	0.88	13,750.7	2.58	0.84
8 Bronze	6,330	1.49%	298.6	21.20	0.52	4,176.0	1.52	0.49
9 Brown	38,008	8.98%	1,485.2	25.59	0.63	14,831.9	2.56	0.83
10 Gold	45,437	10.73%	829.1	54.80	1.34	12,064.9	3.77	1.22
11 Ruby	552	0.13%	107.0	5.16	0.13	2,026.0	0.27	0.09
14 Navy	2,979	0.70%	91.6	32.52	0.80	1,736.0	1.72	0.56
16 Pink	5,184	1.22%	501.0	10.35	0.25	9,118.0	0.57	0.18

* The Percent of Group Ridership shows how the ridership for the route compares to the group

+ Performance Comparison shows each Route's Passengers Per Revenue Hour or Mile compared to the Route Group's average. Routes that are continually above 1.5 or below 0.5 may need to be examined as they are not performing within the Group Standards.

Route Performance Report

February 2017

Weekdays

	Passengers	Percent of Group Ridership *	Revenue Hours	Passengers Per Revenue Hour	Revenue Hour Performance Comparison +	Revenue Miles	Passengers Per Revenue Mile	Revenue Mile Performance Comparison +
Evening Campus Fixed Route								
120 Teal	20,382	16.73%	276.0	73.85	0.87	3,132.0	6.51	0.80
130 Silver	14,355	11.78%	108.6	132.18	1.56	1,305.8	10.99	1.35
220 Illini	87,105	71.49%	1,051.8	82.82	0.98	10,518.0	8.28	1.02

Evening Community Fixed Route

50 Green	16,979	30.21%	425.4	39.92	1.21	5,777.7	2.94	1.25
50 GREENhopper	10,191	18.13%	202.6	50.30	1.53	2,676.0	3.81	1.62
70 Grey	6,915	12.30%	273.2	25.31	0.77	3,902.0	1.77	0.75
100 Yellow	19,964	35.52%	595.5	33.53	1.02	7,655.6	2.61	1.11
110 Ruby	800	1.42%	77.0	10.39	0.32	1,940.0	0.41	0.18
180 Lime	1,349	2.40%	131.6	10.25	0.31	1,981.2	0.68	0.29

* The Percent of Group Ridership shows how the ridership for the route compares to the group

+ Performance Comparison shows each Route's Passengers Per Revenue Hour or Mile compared to the Route Group's average. Routes that are continually above 1.5 or below 0.5 may need to be examined as they are not performing within the Group Standards.

Route Performance Report

February 2017

Weekends

	Passengers	Percent of Group Ridership *	Revenue Hours	Passengers Per Revenue Hour	Revenue Hour Performance Comparison +	Revenue Miles	Passengers Per Revenue Mile	Revenue Mile Performance Comparison +
Campus Fixed Route								
120 Teal	21,939	27.94%	290.9	75.16	1.04	3,107.6	7.06	1.27
130 Silver	15,996	20.37%	199.2	79.90	1.10	2,146.0	7.45	1.34
220 Illini	40,578	51.68%	592.4	68.39	0.94	8,884.7	4.57	0.82

Community Fixed Route

20 Red	3,261	5.12%	126.5	25.57	0.73	1,591.6	2.05	0.82
30 Lavender	3,637	5.71%	155.1	23.30	0.67	2,342.4	1.55	0.62
50 Green	13,746	21.58%	278.5	49.18	1.41	3,491.4	3.94	1.57
50 GREENhopper	2,085	3.27%	39.8	51.10	1.46	497.2	4.19	1.67
70 Grey	10,890	17.09%	379.2	28.64	0.82	5,084.2	2.14	0.85
100 Yellow	26,690	41.89%	572.2	46.56	1.33	7,226.0	3.69	1.47
110 Ruby	1,503	2.36%	96.4	15.43	0.44	2,442.0	0.62	0.24
180 Lime	1,896	2.98%	178.0	10.59	0.30	2,690.8	0.70	0.28

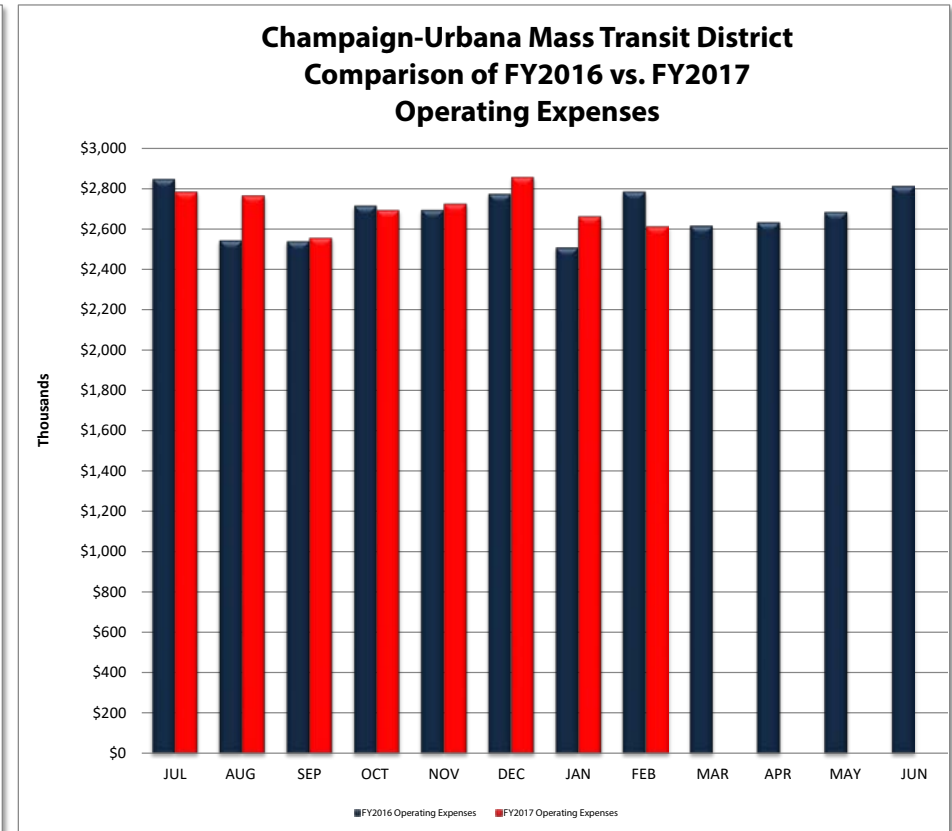
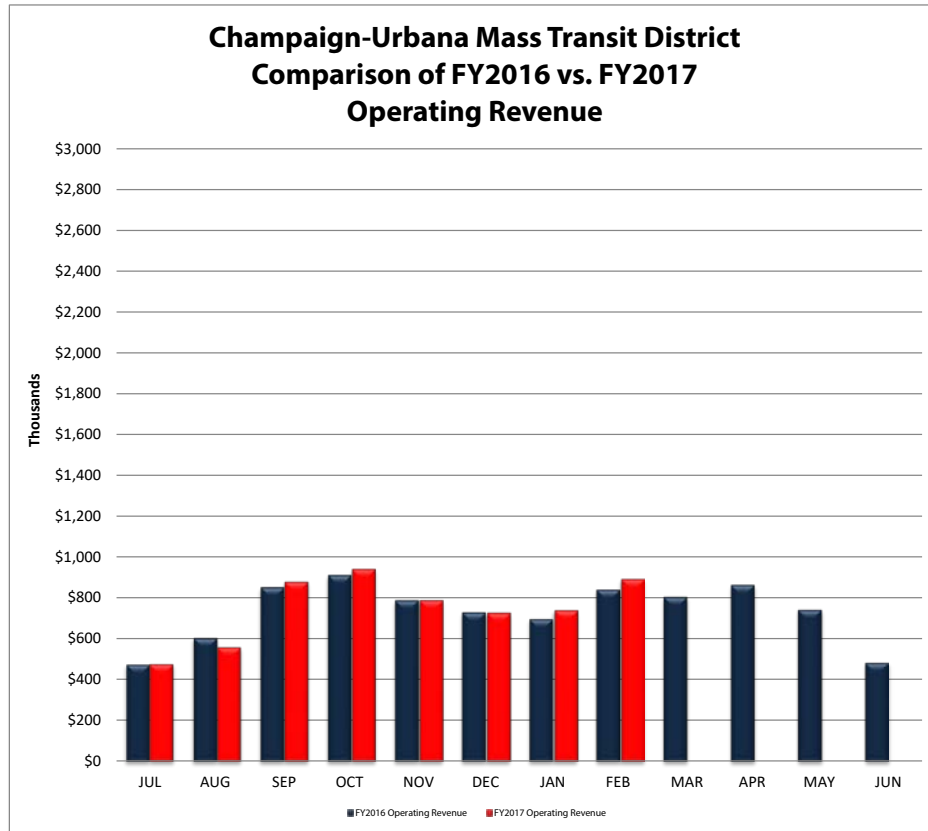
* The Percent of Group Ridership shows how the ridership for the route compares to the group

+ Performance Comparison shows each Route's Passengers Per Revenue Hour or Mile compared to the Route Group's average. Routes that are continually above 1.5 or below 0.5 may need to be examined as they are not performing within the Group Standards.

Champaign-Urbana Mass Transit District
Comparison of FY2017 vs FY2016 Revenue and Expenses

March 22, 2017

	JUL	AUG	SEP	OCT	NOV	DEC	JAN	FEB	MAR	APR	MAY	JUN
FY2016 Operating Revenue	\$473,049	\$602,976	\$849,837	\$909,756	\$786,356	\$726,972	\$695,137	\$837,781	\$802,687	\$861,051	\$739,249	\$482,258
FY2017 Operating Revenue	\$474,927	\$558,043	\$876,551	\$938,969	\$787,082	\$725,321	\$737,305	\$889,281				
FY2016 Operating Expenses	\$2,848,493	\$2,544,877	\$2,541,278	\$2,716,857	\$2,696,312	\$2,775,265	\$2,509,492	\$2,787,292	\$2,618,074	\$2,634,538	\$2,685,735	\$2,813,123
FY2017 Operating Expenses	\$2,787,063	\$2,768,438	\$2,557,657	\$2,695,448	\$2,726,674	\$2,859,921	\$2,664,716	\$2,615,167				
FY2016 Operating Ratio	16.61%	23.69%	33.44%	33.49%	29.16%	26.19%	27.70%	30.06%	30.66%	32.68%	27.53%	17.14%
FY2017 Operating Ratio	17.04%	20.16%	34.27%	34.84%	28.87%	25.36%	27.67%	34.00%				



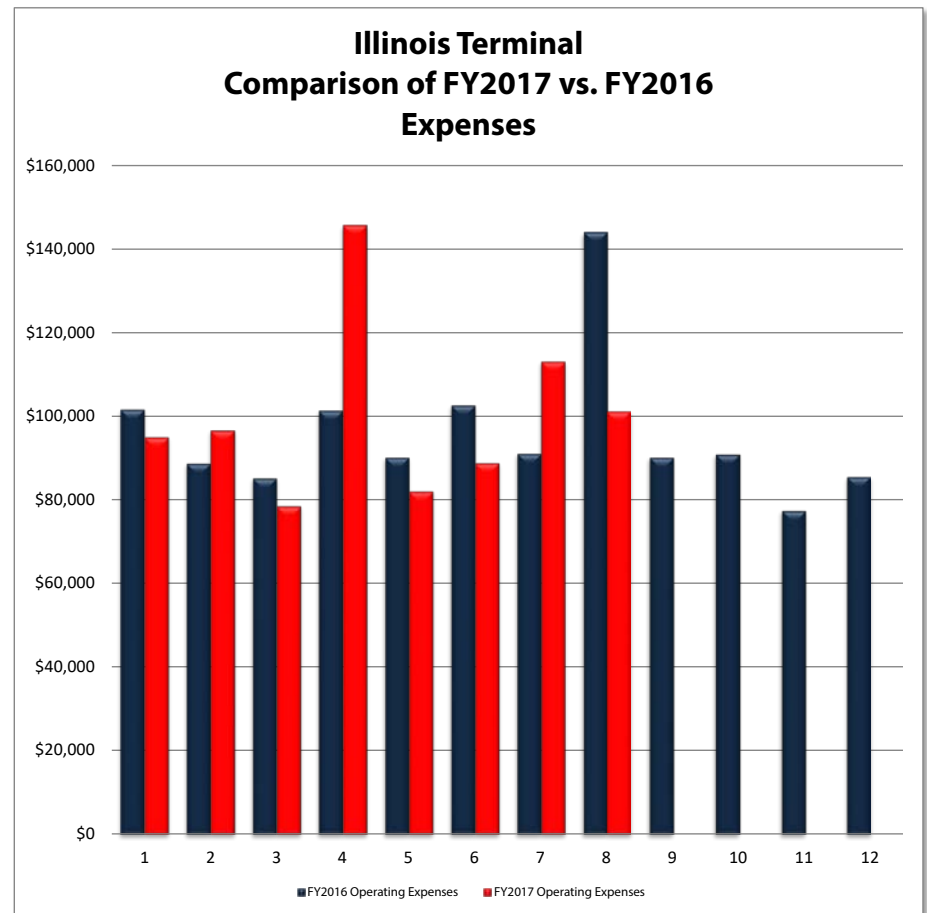
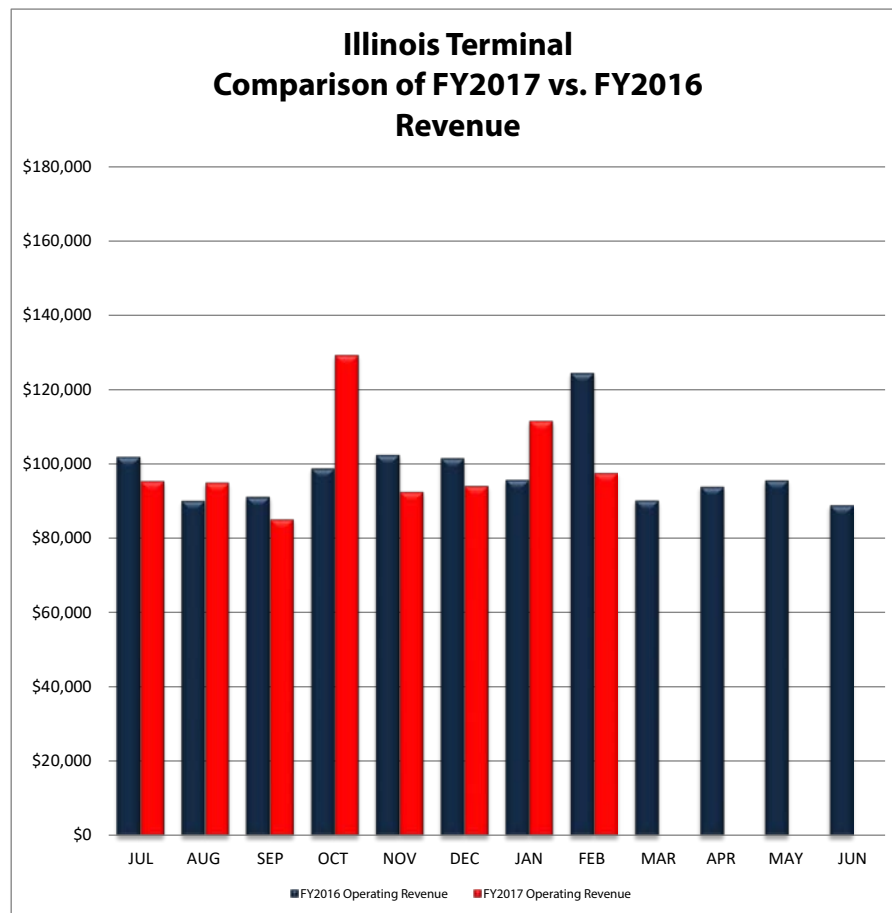
Champaign-Urbana Mass Transit District

Illinois Terminal

Comparison of FY2017 vs FY2016 Revenue and Expenses

March 22, 2017

	JUL	AUG	SEP	OCT	NOV	DEC	JAN	FEB	MAR	APR	MAY	JUN	Last 12 Months
FY2016 Operating Revenue	\$101,981	\$90,271	\$91,264	\$98,879	\$102,509	\$101,605	\$95,841	\$124,492	\$90,337	\$94,031	\$95,734	\$88,991	Revenue
FY2017 Operating Revenue	\$95,557	\$95,109	\$85,255	\$129,422	\$92,638	\$94,275	\$111,695	\$97,696					\$1,170,739
FY2016 Operating Expenses	\$101,756	\$88,858	\$85,356	\$101,479	\$90,306	\$102,741	\$91,247	\$144,088	\$90,305	\$91,002	\$77,556	\$85,641	Expenses
FY2017 Operating Expenses	\$95,173	\$96,774	\$78,703	\$145,807	\$82,286	\$88,969	\$113,240	\$101,343					\$1,146,800
FY2016 Operating Ratio	100.2%	101.6%	106.9%	97.4%	113.5%	98.9%	105.0%	86.4%	100.0%	103.3%	123.4%	103.9%	Ratio
FY2017 Operating Ratio	100.4%	98.3%	108.3%	88.8%	112.6%	106.0%	98.6%	96.4%					102.1%



HOURS	Feb 2016	Feb 2017	% Change	FY2016 to Date	FY2017 to Date	% Change
Passenger Revenue	25,067.14	23,004.88	-8.2%	183,256.90	180,494.03	-1.5%
Vacation/Holiday/Earned Time	3,362.32	5,599.40	66.5%	55,446.14	48,829.90	-11.9%
Non-Revenue	5,345.21	5,047.70	-5.6%	47,455.84	53,801.83	13.4%
TOTAL	33,774.67	33,651.98	-0.36%	286,158.88	283,125.76	-1.06%

REVENUE/EXPENSES	Feb 2016	Feb 2017	% Change	FY2016 to Date	FY2017 to Date	% Change
Operating Revenue	\$837,780.91	\$889,280.80	6.1%	\$5,881,862.38	\$5,987,478.25	1.8%
Operating Expenses	\$2,787,291.78	\$2,615,166.62	-6.2%	\$21,419,865.21	\$21,675,083.79	1.2%
Operating Ratio	30.06%	34.00%	13.1%	27.46%	27.62%	0.6%
Passenger Revenue/Revenue Vehicle Hour	\$26.40	\$30.08	13.9%	\$25.09	\$25.81	2.9%

RIDERSHIP	Feb 2016	Feb 2017	% Change	FY2016 to Date	FY2017 to Date	% Change
Revenue Passenger	1,513,045	1,347,625	-10.9%	8,692,865	8,529,445	-1.9%
Transfers	14,802	13,938	-5.8%	122,409	116,954	-4.5%
Total Unlinked	1,527,847	1,361,563	-10.9%	8,817,274	8,374,905	-5.0%
ADA Riders	8,293	8,679	4.7%	63,837	66,613	4.3%
Half Fare Cab	1,400	1,536	9.7%	8,924	11,579	29.8%
TOTAL	1,537,540	1,371,778	-10.78%	8,890,035	8,453,097	-4.91%

PASSENGERS/REVENUE HOUR	Feb 2016	Feb 2017	% Change	FY2016 to Date	FY2017 to Date	% Change
Unlinked Passengers/Revenue Vehicle Hour	60.95	59.19	-2.9%	48.11	46.40	-3.6%

Champaign Urbana Mass Transit District

Budget Analysis Report

Fiscal Year: 2017		Period 8	Division: 00 Champaign Urbana Mass Transit District					As of: 03/15/2017	
February 2017	Budget This Period	February 2016	Act/Bgt Var %		2017 YTD	July Thru February Budget YTD	2016 YTD	Act/Bgt Var %	
4000000000 ***** R E V E N U E *****									
4000000099 ** TRANSPORTATION REVENUE									
4010000000 * PASSENGER FARES									
56,674.81	62,500.00	60,388.26	-9.32%	4010100000 FULL ADULT FARES	494,365.23	500,000.00	498,101.70	-1.13%	
1,179.00	1,666.67	1,103.00	-29.26%	4010300000 STUDENT FARES	9,814.00	13,333.36	11,765.00	-26.40%	
-2.00	0.00	0.00	-100.00%	4010700000 FARE REFUNDS	-132.00	0.00	-61.50	-100.00%	
14,942.08	21,666.67	18,176.00	-31.04%	4010800000 ANNUAL PASS REVENUE	124,779.41	173,333.36	144,139.00	-28.01%	
7,327.62	8,333.33	6,633.61	-12.07%	4011000000 HALF FARE CAB	53,950.76	66,666.64	41,018.94	-19.07%	
3,718.00	4,291.67	2,873.00	-13.37%	4011100000 ADA TICKETS & FARES	27,241.01	34,333.36	25,369.00	-20.66%	
83,839.51	98,458.34	89,173.87	-14.85%	4019900099 * TOTAL PASSENGER FARES	710,018.41	787,666.72	720,332.14	-9.86%	
608,238.15	582,300.00	572,719.79	4.45%	4020300000 U OF I CAMPUS SERVICE	3,948,812.86	3,764,000.00	3,878,153.24	4.91%	
19,560.91	17,916.67	18,903.00	9.18%	4020500000 ADA - U I & DSC CONTRACTS	156,487.28	143,333.36	151,224.00	9.18%	
59,271.00	52,217.00	56,542.00	13.51%	4030100000 SCHOOL SERVICE FARES	355,791.00	313,302.00	339,252.00	13.56%	
2,247.67	0.00	3,197.70	100.00%	4060100000 I.T. COMMISSIONS	23,341.77	0.00	30,110.03	100.00%	
35,045.76	20,416.67	19,685.83	71.65%	4060300000 ADVERTISING REVENUE	223,832.75	163,333.36	198,167.28	37.04%	
808,203.00	771,308.68	760,222.19	4.78%	4069900099 ** TOTAL TRANSPORTATION REVEN	5,418,284.07	5,171,635.44	5,317,238.69	4.77%	
4070000000 ** NON - TRANSPORTATION REVENUE									
3,150.68	0.00	812.29	100.00%	4070100000 SALE OF MAINTENANCE SERVICES	15,102.98	0.00	14,151.98	100.00%	
0.00	0.00	0.00	0.00%	4070200000 RENTAL OF REVENUE VEHICLES	0.00	0.00	0.00	0.00%	
34,405.77	35,416.67	32,772.80	-2.85%	4070300000 BUILDING RENTAL - IL TERMINAL	287,194.43	283,333.36	280,828.07	1.36%	
21,341.50	20,833.33	20,923.04	2.44%	4070300002 BUILDING RENTAL - 801 & 1101	170,732.00	166,666.64	167,384.32	2.44%	
6,170.60	1,666.67	7,365.95	270.24%	4070400000 INVESTMENT INCOME	49,985.27	13,333.36	41,900.84	274.89%	
-276.77	0.00	8,672.60	-100.00%	4070400002 +/- FAIR VALUE OF INVESTMENT	-23,181.78	0.00	4,507.70	-100.00%	
16.00	0.00	0.00	100.00%	4070800000 OVER OR SHORT	38.01	0.00	36.00	100.00%	
12,511.00	0.00	4,086.56	100.00%	4079800000 GAIN ON FIXED ASSET DISPOSAL	36,437.65	0.00	22,718.56	100.00%	
3,759.02	0.00	2,925.48	100.00%	4079900001 OTHER NONTRANS. REVENUES	32,885.62	0.00	33,096.22	100.00%	
81,077.80	57,916.67	77,558.72	39.99%	4079900099 ** TOTAL NON - TRANSPORTATION R	569,194.18	463,333.36	564,623.69	22.85%	
889,280.80	829,225.35	837,780.91	7.24%	4079999999 *** TOTAL TRANS & NON - TRANS RE	5,987,478.25	5,634,968.80	5,881,862.38	6.26%	

Champaign Urbana Mass Transit District

Budget Analysis Report

Fiscal Year: 2017		Period 8	Division: 00 Champaign Urbana Mass Transit District				As of: 03/15/2017	
February 2017	Budget This Period	February 2016	Act/Bgt Var %		2017 YTD	July Thru February Budget YTD	2016 YTD	Act/Bgt Var %
				4080000000 ** TAXES LEVIED DIRECTLY				
637,671.25	616,666.67	601,576.65	3.41%	4080100000 PROPERTY TAX REVENUE	5,101,370.00	4,933,333.36	4,812,613.20	3.41%
0.00	0.00	0.00	0.00%	4080100001 PROPERTY TAX - UNCOLLECTIBLE R	0.00	0.00	0.00	0.00%
0.00	0.00	0.00	0.00%	4080600000 REPLACEMENT TAX REVENUE	81,164.17	94,297.50	156,062.66	-13.93%
0.00	0.00	0.00	0.00%	4089900001 MISCELLANEOUS PROPERTY TAXES	19,747.66	0.00	10,647.02	100.00%
				4110000000 ** STATE GRANTS & REIMBURSEMEN				
1,689,994.99	1,962,262.30	1,788,476.38	-13.88%	4110100000 OPERATING ASSISTANCE - STATE	14,303,217.42	18,379,739.61	13,723,494.29	-22.18%
0.00	0.00	754,631.52	0.00%	4111000000 CAPITAL GRANTS - STATE	1,053,311.34	0.00	2,212,341.67	100.00%
0.00	0.00	0.00	0.00%	4111000001 CAPITAL GRANTS - STATE - PASS TH	0.00	0.00	0.00	0.00%
0.00	0.00	0.00	0.00%	4112000000 COUNTY REIMBURSEMENTS	0.00	0.00	0.00	0.00%
0.00	0.00	0.00	0.00%	4119900000 STATE REIMBURSEMENTS	7,287.55	0.00	0.00	100.00%
0.00	0.00	0.00	0.00%	4119900001 STATE REIMB - PASS THRU'S	-7,287.55	0.00	0.00	-100.00%
				4130000000 ** FEDERAL GRANTS & REIMBURSEM				
0.00	0.00	0.00	0.00%	4130100000 OPERATING ASSISTANCE - FEDERAL	0.00	0.00	0.00	0.00%
0.00	0.00	-2,491.82	0.00%	4130500000 CAPITAL GRANTS - FEDERAL	9,231,917.34	0.00	222,579.82	100.00%
0.00	0.00	2,492.00	0.00%	4130600000 FEDERAL GRANT PASS THROUGH \$'	-28,695.78	0.00	-0.07	-100.00%
0.00	0.00	0.00	0.00%	4139900000 FEDERAL REIMBURSEMENTS	0.00	0.00	0.00	0.00%
3,216,947.04	3,408,154.32	3,982,465.64	-5.61%	4999900099 **** TOTAL REVENUE ****	35,749,510.40	29,042,339.27	27,019,600.97	23.09%

Champaign Urbana Mass Transit District

Budget Analysis Report

Fiscal Year: 2017		Period 8	Division: 00 Champaign Urbana Mass Transit District					As of: 03/15/2017	
February 2017	Budget This Period	February 2016	Act/Bgt Var %		2017 YTD	July Thru February Budget YTD	2016 YTD	Act/Bgt Var %	
5000000000 **** E X P E N S E S ***									
5010000000 ** LABOR									
716,888.42	681,120.00	741,784.88	5.25%	5010101000 OPERATORS WAGES	5,748,093.90	5,918,000.00	5,646,219.47	-2.87%	
84,285.58	100,620.00	89,614.47	-16.23%	5010204000 MECHANICS WAGES - MAINT	709,350.54	874,640.00	715,703.89	-18.90%	
43,524.22	58,050.00	45,175.00	-25.02%	5010304000 MAINTENANCE WAGES - MAINT	398,003.66	504,600.00	416,953.04	-21.12%	
77,405.52	93,416.67	84,967.30	-17.14%	5010401000 SUPERVISORS SALARIES - OPS	673,718.73	747,333.36	698,160.61	-9.85%	
12,090.01	23,220.00	15,850.73	-47.93%	5010404000 SUPERVISORS SALARIES - MAINT	135,782.30	201,840.00	139,291.51	-32.73%	
49,582.38	60,294.60	56,557.11	-17.77%	5010501000 OVERHEAD SALARIES - OPS	467,098.36	524,111.20	510,898.05	-10.88%	
20,281.91	19,737.00	15,466.49	2.76%	5010504000 OVERHEAD SALARIES - MAINT	166,860.50	171,564.00	143,788.60	-2.74%	
60,321.71	87,500.00	72,319.68	-31.06%	5010516000 OVERHEAD SALARIES - G&A	615,771.07	700,000.00	623,219.80	-12.03%	
6,715.80	9,166.67	7,544.00	-26.74%	5010516200 OVERHEAD SALARIES - IT	64,219.85	73,333.36	69,492.12	-12.43%	
20,771.06	22,916.67	19,721.54	-9.36%	5010601000 CLERICAL WAGES - OPS	188,036.31	183,333.36	157,175.59	2.57%	
6,223.17	3,750.00	3,528.21	65.95%	5010604000 CLERICAL WAGES - MAINT	39,369.18	30,000.00	29,233.74	31.23%	
19,017.35	25,000.00	18,815.71	-23.93%	5010616000 CLERICAL WAGES - G&A	162,996.84	200,000.00	164,648.08	-18.50%	
6,813.10	12,083.33	5,860.38	-43.62%	5010616200 CLERICAL WAGES - IT	54,589.03	96,666.64	91,662.77	-43.53%	
10,168.10	12,083.33	10,871.48	-15.85%	5010716200 SECURITY WAGES - IT	81,448.77	96,666.64	85,655.36	-15.74%	
-5,036.66	0.00	-2,843.00	-100.00%	5010801000 LABOR CREDIT - OPS	-30,400.77	0.00	-30,042.22	-100.00%	
-3,741.06	0.00	-3,308.49	-100.00%	5010804000 LABOR CREDIT - MAINT	-29,325.52	0.00	-31,160.34	-100.00%	
-499.71	0.00	-752.90	-100.00%	5010806000 LABOR CREDIT - G&A	-8,426.35	0.00	-8,930.04	-100.00%	
10,309.58	10,416.67	10,060.26	-1.03%	5010816200 MAINTENANCE WAGES - IT	88,647.29	83,333.36	76,970.77	6.38%	
1,135,120.48	1,219,374.94	1,191,232.85	-6.91%	5019999000 ** TOTAL LABOR	9,525,833.69	10,405,421.92	9,498,940.80	-8.45%	
5020000000 ** FRINGE BENEFITS									
73,537.09	77,400.00	72,124.39	-4.99%	5020101000 FICA - OPS	626,362.50	672,800.00	628,028.92	-6.90%	
14,800.68	16,254.00	14,369.52	-8.94%	5020104000 FICA - MAINT	136,004.61	141,288.00	132,121.05	-3.74%	
5,290.82	7,740.00	6,106.09	-31.64%	5020116000 FICA - G&A	46,075.36	67,280.00	49,471.26	-31.52%	
2,662.70	3,560.40	2,563.20	-25.21%	5020116200 FICA - IT	22,359.17	30,948.80	27,152.93	-27.75%	
131,581.26	150,930.00	186,831.31	-12.82%	5020201000 IMRF - OPS	1,099,144.84	1,311,960.00	1,252,677.76	-16.22%	
25,894.03	44,505.00	166,269.97	-41.82%	5020204000 IMRF - MAINT	225,448.12	386,860.00	373,325.80	-41.72%	
9,995.74	16,666.67	11,063.26	-40.03%	5020216000 IMRF - G&A	98,347.61	133,333.32	106,136.96	-26.24%	
4,640.16	6,424.20	59,275.86	-27.77%	5020216200 IMRF - IT	38,460.99	55,842.40	104,474.09	-31.13%	
226,432.94	216,666.67	203,435.07	4.51%	5020301000 MEDICAL INSURANCE - OPS	1,795,123.06	1,733,333.36	1,613,737.34	3.56%	
50,325.60	50,833.33	45,908.58	-1.00%	5020304000 MEDICAL INSURANCE - MAINT	396,751.87	406,666.64	379,331.63	-2.44%	
20,109.80	18,750.00	17,803.32	7.25%	5020316000 MEDICAL INSURANCE - G&A	162,923.78	150,000.00	127,651.43	8.62%	
13,133.92	11,250.00	12,038.99	16.75%	5020316200 MEDICAL INSURANCE - IT	98,934.42	90,000.00	95,520.29	9.93%	
0.00	0.00	0.00	0.00%	5020401000 DENTAL INSURANCE - OPS	0.00	0.00	4,808.34	0.00%	

Champaign Urbana Mass Transit District

Budget Analysis Report

Fiscal Year: 2017		Period 8	Division: 00 Champaign Urbana Mass Transit District					As of: 03/15/2017	
February 2017	Budget This Period	February 2016	Act/Bgt Var %		2017 YTD	July Thru February Budget YTD	2016 YTD	Act/Bgt Var %	
0.00	0.00	0.00	0.00%	5020404000 DENTAL INSURANCE - MAINT	0.00	0.00	0.00	0.00%	
0.00	0.00	0.00	0.00%	5020416000 DENTAL INSURANCE - G&A	0.00	0.00	0.00	0.00%	
1,513.20	3,333.33	2,825.55	-54.60%	5020501000 LIFE INSURANCE - OPS	20,199.87	26,666.64	25,365.49	-24.25%	
449.50	1,000.00	933.77	-55.05%	5020504000 LIFE INSURANCE - MAINT	4,738.30	8,000.00	6,107.10	-40.77%	
376.58	250.00	248.67	50.63%	5020516000 LIFE INSURANCE - G&A	3,315.92	2,000.00	2,671.18	65.80%	
18.00	0.00	58.10	100.00%	5020516200 LIFE INSURANCE - IT	786.59	0.00	910.03	100.00%	
0.00	0.00	0.00	0.00%	5020701000 UNEMPLOYMENT INSURANCE - OPS	3,523.50	25,000.00	4,185.50	-85.91%	
0.00	0.00	0.00	0.00%	5020704000 UNEMPLOYMENT INSURANCE - MAIN	982.52	6,000.00	912.50	-83.62%	
0.00	0.00	0.00	0.00%	5020716000 UNEMPLOYMENT INSURANCE - G&A	200.18	1,500.00	506.00	-86.65%	
0.00	0.00	0.00	0.00%	5020716200 UNEMPLOYMENT INSURANCE - IT	317.97	1,500.00	807.80	-78.80%	
20,707.12	25,000.00	10,182.73	-17.17%	5020801000 WORKERS COMP INSURANCE - OPS	48,339.34	200,000.00	-111,346.93	-75.83%	
7,873.61	25,000.00	18,500.37	-68.51%	5020804000 WORKERS COMP INSURANCE - MAIN	151,878.50	200,000.00	272,901.29	-24.06%	
352.24	250.00	235.74	40.90%	5020816000 WORKERS COMP INSURANCE - G&A	2,863.93	2,000.00	1,988.45	43.20%	
8,596.38	2,083.33	2,628.46	312.63%	5020816200 WORKERS COMP INSURANCE - IT	61,849.79	16,666.64	19,550.92	271.10%	
0.00	0.00	0.00	0.00%	5021001000 HOLIDAYS - OPS	109,535.84	149,914.26	117,546.48	-26.93%	
-155.60	0.00	0.00	-100.00%	5021004000 HOLIDAYS - MAINT	28,931.44	30,299.10	33,038.56	-4.51%	
0.00	0.00	0.00	0.00%	5021016200 HOLIDAYS - IT	2,852.56	0.00	3,335.36	100.00%	
28,549.39	17,643.29	9,399.24	61.81%	5021101000 VACATIONS - OPS	337,157.52	394,933.84	342,631.33	-14.63%	
7,910.08	3,960.30	9,644.88	99.73%	5021104000 VACATIONS - MAINT	78,938.00	88,648.80	93,191.36	-10.95%	
0.00	0.00	0.00	0.00%	5021116000 VACATION - G&A	356.96	0.00	0.00	100.00%	
1,610.40	0.00	489.60	100.00%	5021116200 VACATIONS - IT	4,204.16	0.00	1,681.76	100.00%	
2,101.96	3,191.67	5,278.48	-34.14%	5021201000 OTHER PAID ABSENCES - OPS	84,764.57	25,533.36	54,205.72	231.98%	
1,871.76	750.00	238.32	149.57%	5021204000 OTHER PAID ABSENCES - MAINT	19,706.88	6,000.00	3,609.04	228.45%	
0.00	0.00	0.00	0.00%	5021216200 OTHER PAID ABSENCES - IT	108.24	0.00	324.70	100.00%	
1,100.14	0.00	1,380.32	100.00%	5021301000 UNIFORM ALLOWANCES - OPS	18,620.06	37,494.60	20,628.01	-50.34%	
920.28	1,916.67	1,106.12	-51.99%	5021304000 UNIFORM ALLOWANCES - MAINT	7,433.13	15,333.36	10,492.67	-51.52%	
285.04	250.00	54.29	14.02%	5021316200 UNIFORM ALLOWANCES - IT	1,344.89	2,000.00	2,582.06	-32.76%	
955.68	1,666.67	1,507.75	-42.66%	5021401000 OTHER FRINGE BENEFITS - OPS	10,974.18	13,333.36	9,008.32	-17.69%	
138.19	666.67	262.28	-79.27%	5021404000 OTHER FRINGE BENEFITS - MAINT	6,817.65	5,333.36	3,222.27	27.83%	
852.97	3,916.67	1,123.15	-78.22%	5021416000 OTHER FRINGE BENEFITS - G&A	16,589.30	31,333.36	13,599.53	-47.06%	
46.97	2,833.33	89.15	-98.34%	5021416200 OTHER FRINGE BENEFITS - IT	800.76	22,666.64	2,985.86	-96.47%	
126,113.15	91,608.68	77,291.36	37.67%	5021501000 EARNED TIME - OPS	1,001,763.55	1,240,483.12	1,051,898.17	-19.24%	
14,983.95	9,884.70	10,141.20	51.59%	5021504000 EARNED TIME - MAINT	156,246.57	133,849.80	128,550.30	16.73%	
1,681.64	0.00	489.31	100.00%	5021516200 EARNED TIME - IT	9,826.12	0.00	11,043.52	100.00%	
0.00	0.00	0.00	0.00%	5021604000 TOOL ALLOWANCE - MAINT	9,364.31	11,738.40	11,216.06	-20.22%	
0.00	3,191.67	2,242.92	-100.00%	5021701000 DISABILITY - OPS	40,635.66	25,533.36	17,419.30	59.15%	
1,823.40	333.33	0.00	447.03%	5021704000 DISABILITY - MAINT	6,779.34	2,666.64	1,624.55	154.23%	
0.00	0.00	0.00	0.00%	5021716200 DISABILITY - IT	0.00	0.00	0.00	0.00%	
0.00	0.00	0.00	0.00%	5021801000 WORKERS COMP - PAYROLL - OPS	118.50	0.00	98.65	100.00%	

Champaign Urbana Mass Transit District

Budget Analysis Report

Fiscal Year: 2017		Period 8	Division: 00 Champaign Urbana Mass Transit District					As of: 03/15/2017	
February 2017	Budget This Period	February 2016	Act/Bgt Var %		2017 YTD	July Thru February Budget YTD	2016 YTD	Act/Bgt Var %	
-44.35	0.00	732.70	-100.00%	5021804000 WORKERS COMP - PAYROLL - MAINT	-44.35	0.00	2,979.78	-100.00%	
0.00	0.00	0.00	0.00%	5021816200 WORKERS COMP - PAYROLL - IT	0.00	0.00	0.00	0.00%	
0.00	0.00	0.00	0.00%	5022001000 EARLY RETIREMENT PLAN - OPS	0.00	0.00	0.00	0.00%	
0.00	0.00	0.00	0.00%	5022004000 EARLY RETIREMENT PLAN - MAINT	0.00	0.00	0.00	0.00%	
0.00	0.00	0.00	0.00%	5022016000 EARLY RETIREMENT PLAN - G&A	0.00	0.00	0.00	0.00%	
0.00	0.00	0.00	0.00%	5022016200 EARLY RETIREMENT PLAN - IT	0.00	0.00	0.00	0.00%	
809,036.42	819,710.58	954,874.02	-1.30%	5029999900 ** TOTAL FRINGE BENEFITS	6,998,758.58	7,906,741.16	7,055,910.49	-11.48%	
5030000000 ** SERVICES									
19,745.44	54,166.67	21,994.01	-63.55%	5030316000 PROFESSIONAL SERVICES - G&A	266,962.64	433,333.36	162,509.04	-38.39%	
0.00	416.67	0.00	-100.00%	5030316200 PROFESSIONAL SERVICES - IT	662.79	3,333.36	62.50	-80.12%	
0.00	0.00	0.00	0.00%	5030316300 PROFESSIONAL SERVICES - IT - NON	0.00	0.00	0.00	0.00%	
10,046.92	0.00	70,071.39	100.00%	5030316400 PROFESSIONAL SERVICES - G&A - N	82,143.68	0.00	409,143.53	100.00%	
0.00	0.00	0.00	0.00%	5030404000 TEMPORARY HELP - MAINT	0.00	0.00	0.00	0.00%	
0.00	0.00	0.00	0.00%	5030416000 TEMPORARY HELP - G&A	0.00	0.00	0.00	0.00%	
898.13	0.00	402.08	100.00%	5030501000 CONTRACT MAINTENANCE - OPS	2,882.72	0.00	1,031.09	100.00%	
6,999.74	10,000.00	4,947.11	-30.00%	5030504000 CONTRACT MAINTENANCE - MAINT	58,467.65	80,000.00	70,752.37	-26.92%	
38,247.01	32,916.67	34,291.74	16.19%	5030516000 CONTRACT MAINTENANCE - G&A	284,960.79	263,333.36	257,543.43	8.21%	
7,119.37	3,333.33	2,912.94	113.58%	5030516200 CONTRACT MAINTENANCE - IT	31,290.82	26,666.64	31,363.28	17.34%	
0.00	0.00	0.00	0.00%	5030516300 CONTRACT MAINTENANCE - IT - NON	569.20	0.00	0.00	100.00%	
0.00	0.00	0.00	0.00%	5030604000 CUSTODIAL SERVICES - MAINT	1,800.00	0.00	0.00	100.00%	
8,719.07	6,250.00	4,706.08	39.51%	5030801000 PRINTING SERVICES - OPS	30,220.60	50,000.00	34,670.62	-39.56%	
0.00	83.33	0.00	-100.00%	5030804000 PRINTING SERVICES - MAINT	1,047.00	666.64	1,433.79	57.06%	
0.00	0.00	0.00	0.00%	5030816000 PRINTING SERVICES - G&A	970.63	0.00	284.54	100.00%	
0.00	0.00	0.00	0.00%	5030816200 PRINTING SERVICES - IT	0.00	0.00	106.78	0.00%	
0.00	0.00	0.00	0.00%	5030816300 PRINTING SERVICES - IT - NON REIM	0.00	0.00	465.00	0.00%	
1,836.12	2,083.33	6.00	-11.87%	5039901000 OTHER SERVICES - OPS	12,538.01	16,666.64	14,769.63	-24.77%	
0.00	416.67	237.95	-100.00%	5039904000 OTHER SERVICES - MAINT	0.00	3,333.36	600.49	-100.00%	
2,613.31	4,166.67	2,912.24	-37.28%	5039916000 OTHER SERVICES - G&A	19,777.98	33,333.36	27,565.20	-40.67%	
217.99	416.67	217.99	-47.68%	5039916200 OTHER SERVICES - IT	1,983.92	3,333.36	2,505.36	-40.48%	
456.60	0.00	419.20	100.00%	5039916300 OTHER SERVICES - IT - NON REIMB	3,442.77	0.00	2,918.41	100.00%	
0.00	0.00	0.00	0.00%	5039916400 OTHER SERVICES - G&A - NON REIM	0.00	0.00	0.00	0.00%	
96,899.70	114,250.01	143,118.73	-15.19%	5039999900 ** TOTAL SERVICES	799,721.20	914,000.08	1,017,725.06	-12.50%	

Champaign Urbana Mass Transit District

Budget Analysis Report

Fiscal Year: 2017		Period 8	Division: 00 Champaign Urbana Mass Transit District					As of: 03/15/2017	
February 2017	Budget This Period	February 2016	Act/Bgt Var %		2017 YTD	July Thru February Budget YTD	2016 YTD	Act/Bgt Var %	
5039999999 ***** E X P E N S E S *****									
5040000000 ** MATERIALS & SUPPLIES CONSUM									
110,901.19	183,975.00	85,608.40	-39.72%	5040101000 FUEL & LUBRICANTS - OPS	853,541.07	1,789,425.00	833,264.99	-52.30%	
9,573.57	11,936.00	6,750.14	-19.79%	5040104000 FUEL & LUBRICANTS - MAINT	61,528.39	103,888.00	58,747.38	-40.77%	
12,184.65	12,247.20	13,577.06	-0.51%	5040201000 TIRES & TUBES - OPS - MB DO	93,860.50	75,625.20	83,853.05	24.11%	
592.28	432.00	-458.60	37.10%	5040204000 TIRES & TUBES - MAINT - DR DO	2,881.06	7,551.90	7,475.88	-61.85%	
0.00	0.00	3,760.42	0.00%	5040206000 TIRES & TUBES - NON REVENUE VEH	0.00	0.00	3,760.42	0.00%	
2,547.18	3,333.33	2,887.80	-23.58%	5040304000 GARAGE EQUIPMENT - REPAIRS - MA	21,801.86	26,666.64	19,684.52	-18.24%	
1,942.73	7,500.00	11,848.51	-74.10%	5040404000 BLDG & GROUND REPAIRS - MAINT -	48,654.06	60,000.00	48,156.42	-18.91%	
68.73	0.00	4,880.34	100.00%	5040404001 BLDG & GROUND REPAIRS - MAINT -	18,239.53	0.00	22,849.26	100.00%	
7,384.54	9,583.33	5,959.79	-22.94%	5040416200 BLDG & GROUND REPAIRS - IT	103,325.69	76,666.64	46,180.97	34.77%	
3,181.24	0.00	2,441.35	100.00%	5040416300 BLDG & GROUND REPAIRS - IT - NON	13,744.89	0.00	14,132.30	100.00%	
0.00	4,166.67	0.00	-100.00%	5040416400 BLDG & GROUND REPAIRS - G&A - N	0.00	33,333.36	0.00	-100.00%	
-3,387.50	0.00	-1,820.00	-100.00%	5040500001 REVENUE VEHICLE REPAIRS - CORE	-27,863.00	0.00	-27,550.36	-100.00%	
139,281.49	145,833.33	138,147.24	-4.49%	5040504000 REVENUE VEHICLES - REPAIRS	959,318.20	1,166,666.64	869,258.34	-17.77%	
643.91	2,083.33	1,608.99	-69.09%	5040604000 NON REVENUE VEHICLES - REPAIRS	12,503.34	16,666.64	8,982.25	-24.98%	
3,153.64	4,750.00	4,241.71	-33.61%	5040704000 SERVICE SUPPLIES - MAINT	31,186.71	38,000.00	24,001.36	-17.93%	
2,027.51	2,333.33	1,905.78	-13.11%	5040716200 SERVICE SUPPLIES - IT	14,361.99	18,666.64	17,480.93	-23.06%	
2,792.48	2,583.33	1,727.66	8.10%	5040801000 OFFICE SUPPLIES - OPS	13,383.22	20,666.64	13,659.14	-35.24%	
1,101.50	2,500.00	401.10	-55.94%	5040804000 OFFICE SUPPLIES - MAINT	7,036.21	20,000.00	5,827.59	-64.82%	
493.64	2,500.00	406.40	-80.25%	5040816000 OFFICE SUPPLIES - G&A	4,641.73	20,000.00	9,191.03	-76.79%	
517.65	500.00	287.25	3.53%	5040816200 OFFICE SUPPLIES - IT	2,801.32	4,000.00	1,748.94	-29.97%	
509.99	0.00	0.00	100.00%	5040901000 COMPUTER & SERVER - MISC EXP'S -	11,699.24	0.00	4,874.88	100.00%	
634.81	0.00	0.00	100.00%	5040904000 COMPUTER & SERVER - MISC EXP'S -	4,471.50	0.00	3,153.62	100.00%	
806.49	0.00	1,485.29	100.00%	5040916000 COMPUTER & SERVER - MISC EXP'S -	7,251.14	0.00	16,326.67	100.00%	
79.98	0.00	525.00	100.00%	5040916200 COMPUTER & SERVER - MISC EXP'S -	547.78	0.00	2,134.35	100.00%	
4,221.55	0.00	0.00	100.00%	5041001000 SAFETY & TRAINING	10,828.19	0.00	3,850.09	100.00%	
0.00	0.00	0.00	0.00%	5041004000 SAFETY & TRAINING - MAINT	1,139.99	0.00	0.00	100.00%	
15,787.64	5,833.33	5,462.51	170.65%	5041104000 PASSENGER SHELTER - REPAIRS	49,181.77	46,666.64	38,757.08	5.39%	
653.21	1,666.67	748.00	-60.81%	5041201000 SMALL TOOLS & EQUIP - OPS	14,419.23	13,333.36	9,439.94	8.14%	
344.67	3,333.33	1,295.00	-89.66%	5041204000 SMALL TOOLS & EQUIP - MAINT	9,908.08	26,666.64	14,451.19	-62.84%	
138.31	1,666.67	0.00	-91.70%	5041216000 SMALL TOOLS & EQUIP - G&A	4,601.07	13,333.36	609.34	-65.49%	
0.00	1,666.67	1,075.73	-100.00%	5041216200 SMALL TOOLS & EQUIP - IT	706.80	13,333.36	3,164.00	-94.70%	
0.00	0.00	0.00	0.00%	5041216300 SMALL TOOLS & EQUIP - IT - NON REI	2,946.61	0.00	3,270.00	100.00%	
0.00	0.00	0.00	0.00%	5041216400 SMALL TOOLS & EQUIP - G&A - NON	0.00	0.00	0.00	0.00%	
0.00	0.00	0.00	0.00%	5041304000 FAREBOX REPAIRS	0.00	0.00	0.00	0.00%	
5,161.21	0.00	8,214.96	100.00%	5041404000 CAD/AVL,CAMERA,RADIO REPAIRS -	45,169.98	0.00	21,296.40	100.00%	
1,197.47	0.00	653.59	100.00%	5041504000 ADA VEHICLE - REPAIRS - MAINT	19,927.28	0.00	33,636.98	100.00%	

Champaign Urbana Mass Transit District Budget Analysis Report

Fiscal Year: 2017		Period 8	Division: 00 Champaign Urbana Mass Transit District					As of: 03/15/2017	
February 2017	Budget This Period	February 2016	Act/Bgt Var %		2017 YTD	July Thru February Budget YTD	2016 YTD	Act/Bgt Var %	
324,535.76	410,423.52	303,621.42	-20.93%	5049999900 ** TOTAL MATERIAL & SUPPLIES	2,417,745.43	3,591,156.66	2,215,668.95	-32.68%	
31,513.40	31,620.00	28,789.62	-0.34%	5050216000 ** UTILITIES - G&A	210,932.62	191,220.00	174,173.37	10.31%	
7,751.10	13,303.50	9,440.63	-41.74%	5050216200 ** UTILITIES - IT	52,007.64	69,415.50	49,267.12	-25.08%	
3,593.24	5,827.50	4,876.73	-38.34%	5050216300 ** UTILITIES - IT - NON REIMB	25,365.84	29,641.50	24,799.91	-14.42%	
42,857.74	50,751.00	43,106.98	-15.55%	5059999900 **TOTAL UTILITIES	288,306.10	290,277.00	248,240.40	-0.68%	
				5060000000 ** CASUALTY & LIABILITY COSTS					
3,720.74	3,750.00	3,798.97	-0.78%	5060104000 PHYSICAL DAMAGE PREMIUMS - MAI	32,713.28	30,000.00	30,391.76	9.04%	
0.00	0.00	0.00	0.00%	5060116200 PHYSICAL DAMAGE PREMIUMS - IT	0.00	0.00	0.00	0.00%	
-2,285.39	-2,083.33	-675.64	9.70%	5060204000 PHYSICAL DAMAGE RECOVERIES - M	-32,506.36	-16,666.64	-8,888.38	95.04%	
31,639.31	39,166.67	33,091.62	-19.22%	5060316000 PL & PD INSURANCE PREMIUMS - G&	254,603.28	313,333.36	264,663.43	-18.74%	
0.00	0.00	0.00	0.00%	5060316200 PL & PD INSURANCE PREMIUMS - IT	0.00	0.00	0.00	0.00%	
37,028.82	39,583.33	38,037.53	-6.45%	5060416000 UNINSURED PL & PD PAYOUTS - G&A	300,511.10	316,666.64	312,182.94	-5.10%	
2,274.85	0.00	2,322.68	100.00%	5060816000 UNINSURED PL & PD PAYOUTS - G&A	18,198.80	0.00	18,581.44	100.00%	
72,378.33	80,416.67	76,575.16	-10.00%	5069999900 ** TOTAL CASUALTY & LIABILITY	573,520.10	643,333.36	616,931.19	-10.85%	
				5070000000 ** TAXES					
0.00	0.00	0.00	0.00%	5070316000 PROPERTY TAXES	0.00	0.00	0.00	0.00%	
0.00	0.00	0.00	0.00%	5070401000 VEHICLE LICENSING FEES - OPS	1,856.00	0.00	0.00	100.00%	
0.00	0.00	0.00	0.00%	5070416000 VEHICLE LICENSING FEES - G&A	0.00	0.00	52.00	0.00%	
3,382.09	2,750.00	3,758.24	22.99%	5070501000 FUEL TAX	26,305.10	22,000.00	25,823.50	19.57%	
3,382.09	2,750.00	3,758.24	22.99%	5079999900 ** TOTAL TAXES	28,161.10	22,000.00	25,875.50	28.01%	
				5079999999 ***** E X P E N S E S ***					

Champaign Urbana Mass Transit District Budget Analysis Report

Fiscal Year: 2017		Period 8	Division: 00 Champaign Urbana Mass Transit District					As of: 03/15/2017	
February 2017	Budget This Period	February 2016	Act/Bgt Var %		2017 YTD	July Thru February Budget YTD	2016 YTD	Act/Bgt Var %	
5080100000 ** PURCHASED TRANSPORTATION									
14,655.24	14,583.33	13,267.22	0.49%	5080116000 CABS	107,901.52	116,666.64	82,037.38	-7.51%	
49,146.83	47,916.67	47,267.33	2.57%	5080216000 ADA CONTRACTS	393,174.64	383,333.36	378,138.64	2.57%	
63,802.07	62,500.00	60,534.55	2.08%	5089999900 **TOTAL PURCHASED TRANSPORTA	501,076.16	500,000.00	460,176.02	0.22%	
5090000000 ** MISCELLANEOUS EXPENSES									
7,569.08	5,333.33	4,549.03	41.92%	5090116000 DUES & SUBSCRIPTIONS - G&A	49,620.06	42,666.64	42,154.25	16.30%	
7,061.65	6,666.67	5,233.94	5.92%	5090216000 TRAVEL & MEETINGS - G&A	38,464.63	53,333.36	39,228.04	-27.88%	
0.00	0.00	0.00	0.00%	5090716000 BAD DEBT EXPENSE	0.00	0.00	0.00	0.00%	
17,374.92	14,583.33	10,292.87	19.14%	5090816000 ADVERTISING EXPENSES - G&A	136,520.36	116,666.64	116,133.31	17.02%	
0.00	0.00	0.00	0.00%	5090816200 ADVERTISING EXPENSES - IT	0.00	0.00	0.00	0.00%	
250.00	708.33	0.00	-64.71%	5090916000 TRUSTEE COMPENSATION	2,050.00	5,666.64	1,800.00	-63.82%	
121.76	2,166.67	33.82	-94.38%	5091016000 POSTAGE	3,518.68	17,333.36	3,490.25	-79.70%	
0.00	0.00	0.00	0.00%	5091516000 LOSS/DISPOSAL FIXED ASSETS	0.00	0.00	0.00	0.00%	
0.00	0.00	0.00	0.00%	5091616000 ADVERTISING SERVICES EXPENSE	0.00	0.00	0.00	0.00%	
2,316.50	0.00	0.00	100.00%	5091716000 SUBSTANCE ABUSE PROGRAM	14,431.90	0.00	4,507.80	100.00%	
1,148.52	1,666.67	4,930.87	-31.09%	5099901000 OTHER MISC EXPENSES - OPS	7,157.35	13,333.36	12,030.09	-46.32%	
160.25	833.33	474.25	-80.77%	5099904000 OTHER MISC EXPENSES - MAINT	3,956.93	6,666.64	3,159.51	-40.65%	
2,153.83	7,541.67	1,617.22	-71.44%	5099916000 OTHER MISC EXPENSES - G&A	20,104.79	60,333.36	10,167.51	-66.68%	
292.25	1,666.67	0.00	-82.47%	5099916200 OTHER MISC EXPENSES - IT	3,283.06	13,333.36	1,690.16	-75.38%	
200.72	416.67	163.00	-51.83%	5099916300 OTHER MISC EXPENSES - IT - NON R	673.22	3,333.36	2,102.13	-79.80%	
-19.00	0.00	-41,506.38	-100.00%	5099916400 OTHER MISC EXPENSES - G&A - NON	13,237.98	0.00	-142,145.83	100.00%	
0.00	0.00	0.00	0.00%	5099926000 UNALLOCATED EXPENSES	0.00	0.00	0.00	0.00%	
38,630.48	41,583.34	-14,211.38	-7.10%	5099999900 ** TOTAL MISCELLANEOUS EXPENSE	293,018.96	332,666.72	94,317.22	-11.92%	
5100000000 ** EXPENSE TRANSFERS									
0.00	0.00	0.00	0.00%	5109999900 ** TOTAL EXPENSE TRANSFERS	0.00	0.00	0.00	0.00%	

Champaign Urbana Mass Transit District

Budget Analysis Report

Fiscal Year: 2017	Period 8	Division: 00 Champaign Urbana Mass Transit District					As of: 03/15/2017	
February 2017	Budget This Period	February 2016	Act/Bgt Var %		2017 YTD	July Thru February Budget YTD	2016 YTD	Act/Bgt Var %
5109999999 ***** E X P E N S E S ***								
5110000000 ** INTEREST EXPENSES								
0.00	0.00	0.00	0.00%	5110116000 INTEREST - LONG-TERM DEBTS	0.00	0.00	0.00	0.00%
0.00	0.00	0.00	0.00%	5110216000 INTEREST - SHORT-TERM DEBTS	0.00	0.00	0.00	0.00%
0.00	0.00	0.00	0.00%	5119999900 ** TOTAL INTEREST	0.00	0.00	0.00	0.00%
5120000000 ** LEASE & RENTALS								
4,808.34	8,333.33	5,786.58	-42.30%	5120401000 PASSENGER REVENUE VEHICLES -	38,466.72	66,666.64	37,571.34	-42.30%
978.24	1,916.67	0.00	-48.96%	5120516000 SERVICE VEHICLE LEASES	7,825.92	15,333.36	2,934.72	-48.96%
2,168.21	2,083.33	1,244.99	4.07%	5120704000 GARAGE EQUIPMENT LEASES - MAIN	17,397.07	16,666.64	10,617.95	4.38%
0.00	0.00	0.00	0.00%	5120901000 RADIO EQUIPMENT LEASES - OPS	0.00	0.00	0.00	0.00%
0.00	0.00	0.00	0.00%	5121216000 G.A. FACILITIES LEASES	-240.00	0.00	0.00	-100.00%
8,493.41	0.00	1,450.00	100.00%	5121301000 MISCELLANEOUS LEASES - OPS	53,607.65	0.00	17,600.00	100.00%
10,236.15	14,750.00	14,360.44	-30.60%	5121316000 MISCELLANEOUS LEASES - G&A	113,053.90	118,000.00	103,280.75	-4.19%
1,839.20	0.00	1,839.20	100.00%	5121316200 MISCELLANEOUS LEASES - IT	13,831.21	0.00	13,074.82	100.00%
0.00	0.00	0.00	0.00%	5121316300 MISCELLANEOUS LEASES - IT - NON	2,000.00	0.00	1,000.00	100.00%
0.00	0.00	0.00	0.00%	5121316400 MISCELLANEOUS LEASES - G&A - NO	3,000.00	0.00	0.00	100.00%
28,523.55	27,083.33	24,681.21	5.32%	5129999900 ** TOTAL LEASE & RENTALS	248,942.47	216,666.64	186,079.58	14.90%
5130000000 ** DEPRECIATION								
0.00	0.00	0.00	0.00%	5130201000 PASSENGER SHELTERS DEPR	0.00	0.00	0.00	0.00%
0.00	0.00	0.00	0.00%	5130401000 REVENUE VEHICLE DEPRECIATION	0.00	0.00	0.00	0.00%
0.00	0.00	0.00	0.00%	5130516000 SERVICE VEHICLE DEPRECIATION	0.00	0.00	0.00	0.00%
0.00	0.00	0.00	0.00%	5130704000 GARAGE EQUIP. DEPRECIATION - MA	0.00	0.00	0.00	0.00%
0.00	0.00	0.00	0.00%	5130901000 REVENUE VEHICLE RADIO EQUIP. DE	0.00	0.00	0.00	0.00%
0.00	0.00	0.00	0.00%	5131016000 COMPUTER EQUIPMENT DEPRECIATI	0.00	0.00	0.00	0.00%
0.00	0.00	0.00	0.00%	5131116000 REVENUE COLLECTION EQUIPMENT	0.00	0.00	0.00	0.00%
0.00	0.00	0.00	0.00%	5131216000 G.A. FACILITIES DEPRECIATION	0.00	0.00	0.00	0.00%
0.00	0.00	0.00	0.00%	5131316000 G.A. SYSTEM DEV.DEPRECIATION	0.00	0.00	0.00	0.00%
0.00	0.00	0.00	0.00%	5131416000 MISCELLANEOUS EQUIPMENT DEPR	0.00	0.00	0.00	0.00%
0.00	0.00	0.00	0.00%	5131516000 OFFICE EQUIPMENT DEPR.	0.00	0.00	0.00	0.00%
0.00	0.00	0.00	0.00%	5139999900 ** TOTAL DEPRECIATION	0.00	0.00	0.00	0.00%
0.00	0.00	0.00	0.00%	5170116000 DEBT SERVICE ON EQUIPMENT & FA	0.00	0.00	0.00	0.00%

Champaign Urbana Mass Transit District Budget Analysis Report

Fiscal Year: 2017		Period 8	Division: 00 Champaign Urbana Mass Transit District				As of: 03/15/2017	
February 2017	Budget This Period	February 2016	Act/Bgt Var %		2017 YTD	July Thru February Budget YTD	2016 YTD	Act/Bgt Var %
2,615,166.62	2,828,843.39	2,787,291.78	-7.55%	5999990000 **** TOTAL EXPENSES ****	21,675,083.79	24,822,263.54	21,419,865.21	-12.68%
601,780.42	579,310.93	1,195,173.86	3.88%	5999999800 NET SURPLUS (DEFICIT)	14,074,426.61	4,220,075.73	5,599,735.76	233.51%

Champaign-Urbana Mass Transit District
Accounts Payable Check Disbursement List
BUSEY BANK OPERATING ACCOUNT

From Date: 2/01/2017

Thru Date: 2/28/2017

Check #	Check Date	Ref #	Name	Total Paid	C-CARTS Portion	MTD Portion	Voided
136000	02-Feb-17	A4702	ALL AMERICAN AIR FILTERS, INC.	\$1,059.08		\$1,059.08	
136001	02-Feb-17	A7910	ASSURITY LIFE INSURANCE	\$171.50		\$171.50	
136002	02-Feb-17	B0427	** BARBECK COMMUNICATION	\$308.16	\$308.16	\$0.00	
136003	02-Feb-17	B4577	BLDD ARCHITECTS	\$805.00		\$805.00	
136004	02-Feb-17	B4788	BLOSSOM BASKET FLORIST	\$60.00		\$60.00	
136005	02-Feb-17	B8412	EVAN BUJAK	\$130.00		\$130.00	
136006	02-Feb-17	C0361	CARLE FOUNDATION HOSPITAL	\$122.52		\$122.52	
136007	02-Feb-17	C1560	CDC PAPER & JANITOR	\$276.18		\$276.18	
136008	02-Feb-17	C2165	CENTRAL ILLINOIS TRUCKS	\$13,921.63		\$13,921.63	
136009	02-Feb-17	C3045	CITY OF CHAMPAIGN	\$10,609.00		\$10,609.00	
136010	02-Feb-17	C3052	CHAMPAIGN COUNTY REGIONAL PLANNING	\$14,276.60		\$14,276.60	
136011	02-Feb-17	C3072	VILAIVONE GRIMM	\$40.00		\$40.00	
136012	02-Feb-17	C3105	CHEMICAL MAINTENANCE INC.	\$291.75		\$291.75	
136013	02-Feb-17	C3108	CHEMSTATION OF INDIANA	\$1,509.30		\$1,509.30	
136014	02-Feb-17	C4585	CLEAN EXHAUST SPECIALIST LLC	\$360.00		\$360.00	
136015	02-Feb-17	C4588	CLEAN THE UNIFORM COMPANY HIGHLAND	\$1,204.87		\$1,204.87	
136016	02-Feb-17	C5020	CNA SURETY	\$30.00		\$30.00	
136017	02-Feb-17	C6258	COLUMBIA STREET ROASTERY	\$314.50		\$314.50	
136018	02-Feb-17	C6263	COMCAST CABLE	\$96.76		\$96.76	
136019	02-Feb-17	C6271	COMP MC	\$37.12		\$37.12	
136020	02-Feb-17	C6284	CONSOLIDATED COMMUNICATIONS ENTERPRISE S	\$1,226.15	\$30.47	\$1,195.68	
136021	02-Feb-17	C8500	CUMMINS CROSSPOINT	\$3,596.60		\$3,596.60	
136022	02-Feb-17	D3590	DISH PASSIONATE CUISINE	\$375.00		\$375.00	
136023	02-Feb-17	D8587	DUST & SON OF CHAMPAIGN COUNTY, INC	\$1,102.02		\$1,102.02	
136024	02-Feb-17	E0350	E-CONOLIGHT LLC	\$1,458.54		\$1,458.54	
136025	02-Feb-17	E4733	STEVEN F. ELLIS	\$40.00		\$40.00	
136026	02-Feb-17	E5110	EMERGENCY VEHICLE LIGHTING, LLC	\$2,310.00		\$2,310.00	
136027	02-Feb-17	F0367	FASTENERS ETC., INC.	\$131.80		\$131.80	
136028	02-Feb-17	F6367	FORD CITY	\$760.80		\$760.80	
136029	02-Feb-17	G3484	GILLIG LLC	\$1,767.28		\$1,767.28	
136030	02-Feb-17	G4293	GLOBAL TECHNICAL SYSTEMS, INC.	\$6,742.59		\$6,742.59	X
136030	02-Feb-17	G4293	GLOBAL TECHNICAL SYSTEMS, INC.	(\$6,742.59)		(\$6,742.59)	X
136031	02-Feb-17	G5519	KARL P. GNADT	\$70.75		\$70.75	
136032	02-Feb-17	G6300	GOODYEAR TIRE & RUBBER CO	\$11,568.95		\$11,568.95	
136033	02-Feb-17	G6445	GOVCONNECTION, INC	\$31.54		\$31.54	
136034	02-Feb-17	G7341	SUSAN GREER	\$40.00		\$40.00	
136035	02-Feb-17	H8581	HUTCHCRAFT VAN SERVICE INC	\$675.75		\$675.75	
136036	02-Feb-17	I1595	IDENTISYS INCORPORATED	\$677.23		\$677.23	
136037	02-Feb-17	I4747	ILLINI FS, INC.	\$84.00		\$84.00	
136038	02-Feb-17	I4790	ILLINOIS-AMERICAN WATER	\$1,903.01		\$1,903.01	
136039	02-Feb-17	J0320	JANITOR & MAINTENANCE SUPPLIES, INC.	\$584.52		\$584.52	
136040	02-Feb-17	K2190	KEN'S OIL SERVICE, INC.	\$12,602.46		\$12,602.46	
136041	02-Feb-17	K3461	JAN M. KIJOWSKI	\$40.00		\$40.00	
136042	02-Feb-17	K8564	KURLAND STEEL COMPANY	\$44.55		\$44.55	
136043	02-Feb-17	M0377	MARTIN ONE SOURCE	\$1,062.77		\$1,062.77	
136044	02-Feb-17	M1246	MCMASTER-CARR SUPPLY CO.	\$127.49		\$127.49	
136045	02-Feb-17	M1269	MCS OFFICE TECHNOLOGIES	\$9,821.00		\$9,821.00	
136046	02-Feb-17	M2179	MENARD'S	\$311.89		\$311.89	
136047	02-Feb-17	M3408	MIDWEST TRANSIT EQUIPMENT, INC.	\$719.68		\$719.68	
136048	02-Feb-17	M6018	FLEET SERVICES	\$13,136.11	\$6,371.81	\$6,764.30	
136049	02-Feb-17	M6162	MOHAWK MFG. & SUPPLY CO.	\$84.22		\$84.22	
136050	02-Feb-17	M6385	MOTION INDUSTRIES	\$83.56		\$83.56	
136051	02-Feb-17	M8518	MUNCIE RECLAMATION-SUPPLY	\$898.06		\$898.06	
136052	02-Feb-17	N0320	NAPA AUTO PARTS	\$97.81		\$97.81	
136053	02-Feb-17	N0350	KENNETH L. NAPPER	\$120.00		\$120.00	
136054	02-Feb-17	N0387	NATIONAL COATINGS & SUPPLIES	\$41.06		\$41.06	
136055	02-Feb-17	N2292	THE AFTERMARKET PARTS COMPANY, LLC.	\$8,255.79		\$8,255.79	
136056	02-Feb-17	P0017	P.E.C. COMMUNICATIONS	\$1,300.00		\$1,300.00	
136057	02-Feb-17	P2253	TRACEY PETTIGREW	\$40.00		\$40.00	
136058	02-Feb-17	P2256	PETTY CASH (CHANGE FUND)	\$196.00		\$196.00	
136059	02-Feb-17	P6436	POWDER COATING & CUSTOM CHROME	\$364.18		\$364.18	
136060	02-Feb-17	R0272	JOSEPH S. RANK	\$210.00		\$210.00	
136061	02-Feb-17	R2015	REPUBLIC SERVICES	\$1,438.79		\$1,438.79	

Champaign-Urbana Mass Transit District
Accounts Payable Check Disbursement List
BUSEY BANK OPERATING ACCOUNT

From Date: 2/01/2017

Thru Date: 2/28/2017

Check #	Check Date	Ref #	Name	Total Paid	C-CARTS Portion	MTD Portion	Voided
136062	02-Feb-17	R6120	ROGARDS OFFICE PRODUCTS	\$507.08	\$27.99	\$479.09	
136063	02-Feb-17	R8487	BRIAN RULON	\$40.00		\$40.00	
136064	02-Feb-17	S0078	SAFETY-KLEEN CORP.	\$1,036.80		\$1,036.80	
136065	02-Feb-17	S2020	DONAVYN L. SEAY	\$40.00		\$40.00	
136066	02-Feb-17	S3005	SHAW BROTHERS CONCRETE	\$2,887.00		\$2,887.00	
136067	02-Feb-17	S3115	DANIEL J. HARTMAN	\$2,079.50		\$2,079.50	
136068	02-Feb-17	S3187	SHOE CARNIVAL, INC.	\$437.36		\$437.36	
136069	02-Feb-17	S5981	AMY L. SNYDER	\$160.00		\$160.00	
136070	02-Feb-17	S6600	SPEED LUBE VI	\$30.95		\$30.95	
136071	02-Feb-17	S8061	STERICYCLE, INC.	\$683.57		\$683.57	
136072	02-Feb-17	T0474	TAYLOR & BLACKBURN	\$2,486.10		\$2,486.10	
136073	02-Feb-17	T2205	TEPPER ELECTRIC SUPPLY CO	\$117.48		\$117.48	
136074	02-Feb-17	T7590	TRUCK CENTERS, INC.	\$880.13		\$880.13	
136075	02-Feb-17	U5180	UNITED PARCEL SERVICE	\$23.15		\$23.15	
136076	02-Feb-17	U6555	UPCLOSE GRAPHICS	\$245.85		\$245.85	
136077	02-Feb-17	U7357	CITY OF URBANA	\$27.00		\$27.00	
136078	02-Feb-17	U7385	URBANA TRUE TIRES	\$1,538.52	\$145.26	\$1,393.26	
136079	02-Feb-17	V6271	MONICA VONNER	\$293.02		\$293.02	
136080	02-Feb-17	V6350	VULCAN CONSTRUCTION MATERIALS, LLC	\$397.10		\$397.10	
136081	02-Feb-17	W3485	CHARLES A. WILSON	\$40.00		\$40.00	
136082	02-Feb-17	W3588	PETER WITTMAN	\$298.18		\$298.18	
136083	02-Feb-17	W7421	JEFFERY G. WRIGHT	\$717.74		\$717.74	
136084	02-Feb-17	Z2333	ZF SERVICES NORTH AMERICA, LLC	\$451.66		\$451.66	
136085	02-Feb-17	A2487	** AFLAC	\$8,144.62		\$8,144.62	
136086	02-Feb-17	A2488	** AFLAC GROUP INSURANCE	\$524.20		\$524.20	
136087	02-Feb-17	E3393	BRENDA EILBRACHT	\$733.31		\$733.31	
136088	02-Feb-17	L3504	THE LINCOLN NATIONAL LIFE INSURANCE CO.	\$2,750.56	\$3.00	\$2,747.56	
136089	09-Feb-17	A0865	ABSOPURE WATER COMPANY	\$33.50		\$33.50	
136090	09-Feb-17	A1934	ADVANCE AUTO PARTS	\$56.92		\$56.92	
136091	09-Feb-17	A5085	AMERENIP	\$2,802.30		\$2,802.30	
136092	09-Feb-17	A7545	ARROW GLASS COMPANY	\$196.76		\$196.76	
136093	09-Feb-17	A7910	ASSURITY LIFE INSURANCE	\$5,734.46	\$59.68	\$5,674.78	
136094	09-Feb-17	A8007	AT & T	\$470.73		\$470.73	
136095	09-Feb-17	A8155	ATLAS CAB	\$4,199.50		\$4,199.50	
136096	09-Feb-17	B4510	BLACK & COMPANY	\$233.26		\$233.26	
136097	09-Feb-17	B4522	** BLATT, HASENMILLER, LEIBSKER & MOORE,LLC	\$1,720.57		\$1,720.57	
136098	09-Feb-17	B4522	** BLATT, HASENMILLER, LEIBSKER & MOORE,LLC	\$363.34		\$363.34	
136099	09-Feb-17	B4910	JASON BLUNIER	\$40.00		\$40.00	
136100	09-Feb-17	B7464	ERIC M. BROGA	\$240.00		\$240.00	
136101	09-Feb-17	B8501	BUMPER TO BUMPER	\$349.98		\$349.98	
136102	09-Feb-17	C0276	CCMSI-INDEX/OFAC	\$12.30		\$12.30	
136103	09-Feb-17	C0361	CARLE FOUNDATION HOSPITAL	\$5,526.72		\$5,526.72	
136104	09-Feb-17	C0363	CARLE PHYSICIAN GROUP	\$953.52		\$953.52	
136105	09-Feb-17	C0410	** CAVALRY PORTFOLIO SERVICES, LLC	\$264.61		\$264.61	
136106	09-Feb-17	C1136	CCG, INC.	\$116.90		\$116.90	
136107	09-Feb-17	C1560	CDC PAPER & JANITOR	\$283.66		\$283.66	
136108	09-Feb-17	C2165	CENTRAL ILLINOIS TRUCKS	\$3,374.94		\$3,374.94	
136109	09-Feb-17	C2172	CMS/LGHP	\$377,457.00	\$2,847.00	\$374,610.00	
136110	09-Feb-17	C2995	PAUL CHAMBERLAIN	\$28.42		\$28.42	
136111	09-Feb-17	C3086	** CHAMPAIGN-URBANA MASS TRANSIT DISTRICT	\$1,892.61	\$1,892.61	\$0.00	
136112	09-Feb-17	C3105	CHEMICAL MAINTENANCE INC.	\$249.37		\$249.37	
136113	09-Feb-17	C3512	CINTAS FIRST AID & SAFETY	\$96.93		\$96.93	
136114	09-Feb-17	C4514	CLARKE POWER SERVICES, INC.	\$2,840.99		\$2,840.99	
136115	09-Feb-17	C4588	CLEAN THE UNIFORM COMPANY HIGHLAND	\$61.32		\$61.32	
136116	09-Feb-17	C6259	COMMERCE BANK	\$4,617.08		\$4,617.08	
136117	09-Feb-17	C6263	COMCAST CABLE	\$124.53		\$124.53	
136118	09-Feb-17	C6271	COMP MC	\$13,833.16		\$13,833.16	
136119	09-Feb-17	C6277	COMPTODAY	\$49.45		\$49.45	
136120	09-Feb-17	C6285	THOMAS C. CONRAD	\$40.00		\$40.00	
136121	09-Feb-17	D0426	DAVIS- HOUK MECHANICAL, INC	\$9,475.00		\$9,475.00	
136122	09-Feb-17	D2012	DEAN'S GRAPHICS	\$1,980.00		\$1,980.00	
136123	09-Feb-17	D2080	RON DEGON	\$787.07		\$787.07	
136124	09-Feb-17	E4589	ELDORADO NATIONAL	\$69.56		\$69.56	

Champaign-Urbana Mass Transit District
Accounts Payable Check Disbursement List
BUSEY BANK OPERATING ACCOUNT

From Date: 2/01/2017

Thru Date: 2/28/2017

Check #	Check Date	Ref #	Name	Total Paid	C-CARTS Portion	MTD Portion	Voided
136125	09-Feb-17	F0305	FARM & FLEET	\$99.00		\$99.00	
136126	09-Feb-17	F0365	FASTENAL COMPANY	\$320.53		\$320.53	
136127	09-Feb-17	F4595	FLEET-NET CORPORATION	\$2,160.00		\$2,160.00	
136128	09-Feb-17	F6332	DAVID L. FOOTE	\$3,934.70		\$3,934.70	
136129	09-Feb-17	F6367	FORD CITY	\$3,515.62		\$3,515.62	
136130	09-Feb-17	F6414	RANDAL FOUTS	\$40.00		\$40.00	
136131	09-Feb-17	G3484	GILLIG LLC	\$6,629.56		\$6,629.56	
136132	09-Feb-17	H0325	DENNIS E. HARPER	\$160.00		\$160.00	
136133	09-Feb-17	H2235	HERITAGE PETROLEUM, LLC	\$12,327.61		\$12,327.61	
136134	09-Feb-17	H6115	MIKE HOFFMANN	\$2,200.00		\$2,200.00	
136135	09-Feb-17	I0025	VANTAGEPOINT TRANSFER AGENTS - 301281	\$23,641.46		\$23,641.46	
136136	09-Feb-17	I4747	ILLINI FS, INC.	\$112.00		\$112.00	
136137	09-Feb-17	I4761	ILLINI MEDIA	\$635.40		\$635.40	
136138	09-Feb-17	I4790	ILLINOIS-AMERICAN WATER	\$361.11		\$361.11	
136139	09-Feb-17	I5904	INTERSTATE BATTERIES	\$221.90		\$221.90	
136140	09-Feb-17	I7100	IRELAND GROVE CENTER FOR SURGERY	\$11,532.31		\$11,532.31	
136141	09-Feb-17	I7667	ISAKSEN GLERUM WACHTER, LLC	\$8,233.80		\$8,233.80	
136142	09-Feb-17	I8235	I3 BROADBAND - CU	\$217.99		\$217.99	
136143	09-Feb-17	J0320	JANITOR & MAINTENANCE SUPPLIES, INC.	\$107.95		\$107.95	
136144	09-Feb-17	L2050	LEE ENTERPRISES - CENTRAL ILLINOIS	\$4,739.30		\$4,739.30	
136145	09-Feb-17	L3350	LAWRENCE LI, MD	\$4,387.97		\$4,387.97	
136146	09-Feb-17	L3517	JAMES R. LINGREEN	\$120.18		\$120.18	
136147	09-Feb-17	M1269	MCS OFFICE TECHNOLOGIES	\$1,160.25		\$1,160.25	
136148	09-Feb-17	M2179	MENARD'S	\$51.30		\$51.30	
136149	09-Feb-17	M3406L	MIDWEST ORTHOPAEDICS AT RUSH	\$1,200.00		\$1,200.00	
136150	09-Feb-17	M3408	MIDWEST TRANSIT EQUIPMENT, INC.	\$44.66		\$44.66	
136151	09-Feb-17	M3588	MITCHELL PHARMACY SOLUTIONS	\$98.90		\$98.90	
136152	09-Feb-17	M6162	MOHAWK MFG. & SUPPLY CO.	\$206.00		\$206.00	
136153	09-Feb-17	M8518	MUNCIE RECLAMATION-SUPPLY	\$2,705.60		\$2,705.60	
136154	09-Feb-17	M9570	CFM INTERNATIONAL	\$616.00		\$616.00	
136155	09-Feb-17	N0387	NATIONAL COATINGS & SUPPLIES	\$97.58		\$97.58	
136156	09-Feb-17	N2292	THE AFTERMARKET PARTS COMPANY, LLC.	\$7,012.18		\$7,012.18	
136157	09-Feb-17	N9686	** NYS CHILD SUPPORT PROCESSING CENTER	\$60.00		\$60.00	
136158	09-Feb-17	O7450	ORKIN EXTERMINATING CO.	\$686.82		\$686.82	
136159	09-Feb-17	P0990	PCM SALES, INC.	\$700.50	\$82.75	\$617.75	
136160	09-Feb-17	P2256	PETTY CASH (CHANGE FUND)	\$98.00		\$98.00	
136161	09-Feb-17	P4521	CYNTHIA HOYLE	\$2,910.00		\$2,910.00	
136162	09-Feb-17	P4522	SHERRY HELFER	\$398.83		\$398.83	
136163	09-Feb-17	P7372	PRESCRIPTION PARTNERS LLC	\$542.53		\$542.53	
136164	09-Feb-17	P7585	** PRUDENTIAL INSURANCE CO.	\$13.00		\$13.00	
136165	09-Feb-17	R3488	RILCO OF PEORIA, INC.	\$2,895.72		\$2,895.72	
136166	09-Feb-17	R6120	ROGARDS OFFICE PRODUCTS	\$404.28	\$51.00	\$353.28	
136167	09-Feb-17	S3086	SHERWIN-WILLIAMS	\$95.88		\$95.88	
136168	09-Feb-17	S3115	DANIEL J. HARTMAN	\$618.62	\$72.00	\$546.62	
136169	09-Feb-17	S5191	STUART SMITH	\$160.00		\$160.00	
136170	09-Feb-17	S8165	STOCKS, INC.	\$1,775.50		\$1,775.50	
136171	09-Feb-17	T3189	RAYMOND THOMAS	\$40.00		\$40.00	
136172	09-Feb-17	T3190	THOMAS, MAMER & HAUGHEY	\$1,783.50		\$1,783.50	
136173	09-Feb-17	T7455	TRIUNE HEALTH GROUP	\$2,188.71		\$2,188.71	
136174	09-Feb-17	T7590	TRUCK CENTERS, INC.	\$2,203.07		\$2,203.07	
136175	09-Feb-17	U5180	UNITED PARCEL SERVICE	\$11.23		\$11.23	
136176	09-Feb-17	U7359	** URBANA MUNICIPAL EMPL. CREDIT UNION	\$40,083.56		\$40,083.56	
136177	09-Feb-17	U7385	URBANA TRUE TIRES	\$260.85		\$260.85	
136178	09-Feb-17	U7653	US BANK VENDOR SERVICES	\$2,771.64		\$2,771.64	
136179	09-Feb-17	V6271	MONICA VONNER	\$293.02		\$293.02	
136180	09-Feb-17	W3126	TODD WHITT	\$120.00		\$120.00	
136181	09-Feb-17	W3455	UIF/WILL	\$470.00		\$470.00	
136182	09-Feb-17	W3588	PETER WITTMAN	\$298.18		\$298.18	
136183	09-Feb-17	W7421	JEFFERY G. WRIGHT	\$717.74		\$717.74	
136184	09-Feb-17	Y2150	YELLOW TRANSPORT, LTD.	\$9,636.22		\$9,636.22	
136185	09-Feb-17	A7910	ASSURITY LIFE INSURANCE	\$121.00		\$121.00	
136186	16-Feb-17	A0025	A.N.F. ELECTRIC, INC.	\$940.83		\$940.83	
136187	16-Feb-17	A1934	ADVANCE AUTO PARTS	\$30.09		\$30.09	

Champaign-Urbana Mass Transit District
Accounts Payable Check Disbursement List
BUSEY BANK OPERATING ACCOUNT

From Date: 2/01/2017

Thru Date: 2/28/2017

Check #	Check Date	Ref #	Name	Total Paid	C-CARTS Portion	MTD Portion	Voided
136188	16-Feb-17	A4701	ALADDIN ELECTRIC	\$2,408.00		\$2,408.00	
136189	16-Feb-17	A7324	PDC/AREA COMPANIES	\$1,674.00		\$1,674.00	
136190	16-Feb-17	A7910	ASSURITY LIFE INSURANCE	\$273.35		\$273.35	
136191	16-Feb-17	A7910	ASSURITY LIFE INSURANCE	\$286.00		\$286.00	
136192	16-Feb-17	B2230	BERNS, CLANCY & ASSOC. PC	\$2,770.00		\$2,770.00	
136193	16-Feb-17	B3555	BIRKEY'S FARM STORE, INC.	\$156.12		\$156.12	
136194	16-Feb-17	B8501	BUMPER TO BUMPER	\$404.21		\$404.21	
136195	16-Feb-17	C1560	CDC PAPER & JANITOR	\$640.09		\$640.09	
136196	16-Feb-17	C2165	CENTRAL ILLINOIS TRUCKS	\$1,577.80		\$1,577.80	
136197	16-Feb-17	C3005	CHAMP.CO.CHAMBER OF COMMERCE	\$85.00		\$85.00	
136198	16-Feb-17	C3105	CHEMICAL MAINTENANCE INC.	\$692.00		\$692.00	
136199	16-Feb-17	C4585	CLEAN EXHAUST SPECIALIST LLC	\$720.00		\$720.00	
136200	16-Feb-17	C6258	COLUMBIA STREET ROASTERY	\$211.50		\$211.50	
136201	16-Feb-17	C6685	CONSTELLATION NEWENERGY, INC.	\$17,813.18		\$17,813.18	
136202	16-Feb-17	C8500	CUMMINS CROSSPOINT	\$6,818.36		\$6,818.36	
136203	16-Feb-17	D2028	DECKER SUPPLY CO INC	\$8,460.00		\$8,460.00	
136204	16-Feb-17	D8587	DUST & SON OF CHAMPAIGN COUNTY, INC	\$50.00		\$50.00	
136205	16-Feb-17	E0373	SNYDER PROPERTIES TRUST	\$293.80		\$293.80	
136206	16-Feb-17	E4595	ELECTRIC AUTO	\$90.00		\$90.00	
136207	16-Feb-17	F0367	FASTENERS ETC., INC.	\$5.78		\$5.78	
136208	16-Feb-17	F2055	FEDERAL EXPRESS CORP.	\$105.79		\$105.79	
136209	16-Feb-17	F6367	FORD CITY	\$1,911.19	\$1,079.70	\$831.49	
136210	16-Feb-17	G3484	GILLIG LLC	\$1,796.00		\$1,796.00	
136211	16-Feb-17	G4290	GLOBAL EQUIPMENT COMPANY	\$460.80		\$460.80	
136212	16-Feb-17	G6290	ANNETTE GOODRICH	\$40.00		\$40.00	
136213	16-Feb-17	G6295	** GOODWIN'S AUTO BODY INC.	\$2,928.00	\$2,928.00	\$0.00	
136214	16-Feb-17	H2235	HERITAGE PETROLEUM, LLC	\$24,143.94		\$24,143.94	
136215	16-Feb-17	I4747	ILLINI FS, INC.	\$112.00		\$112.00	
136216	16-Feb-17	I5904	INTERSTATE BATTERIES	\$482.80		\$482.80	
136217	16-Feb-17	K2190	KEN'S OIL SERVICE, INC.	\$24,472.07		\$24,472.07	
136218	16-Feb-17	L0343	MICHAEL LARGE	\$120.00		\$120.00	
136219	16-Feb-17	L3395	LIFE FITNESS	\$44.07		\$44.07	
136220	16-Feb-17	L3517	JAMES R. LINGREEN	\$143.01		\$143.01	
136221	16-Feb-17	L6285	LOOMIS	\$473.65		\$473.65	
136222	16-Feb-17	M3015	MH EQUIPMENT COMPANY	\$1,449.78		\$1,449.78	
136223	16-Feb-17	M3408	** MIDWEST TRANSIT EQUIPMENT, INC.	\$273.86	\$273.86	\$0.00	
136224	16-Feb-17	M6162	MOHAWK MFG. & SUPPLY CO.	\$153.56		\$153.56	
136225	16-Feb-17	M8518	MUNCIE RECLAMATION-SUPPLY	\$125.75		\$125.75	
136226	16-Feb-17	N0387	NATIONAL COATINGS & SUPPLIES	\$13.92		\$13.92	
136227	16-Feb-17	N2292	THE AFTERMARKET PARTS COMPANY, LLC.	\$7,869.36		\$7,869.36	
136228	16-Feb-17	N2295	THE NEWS GAZETTE	\$1,360.98		\$1,360.98	
136229	16-Feb-17	P0358	PARKLAND BUSINESS	\$199.00		\$199.00	
136230	16-Feb-17	P3646	ON THE JOB CONSULTING, INC.	\$5,437.50		\$5,437.50	
136231	16-Feb-17	P6229	POLK CITY DIRECTORIES	\$277.00		\$277.00	
136232	16-Feb-17	Q8455	QUILL	\$43.22		\$43.22	
136233	16-Feb-17	R0272	JOSEPH S. RANK	\$1,495.68		\$1,495.68	
136234	16-Feb-17	R6120	ROGARDS OFFICE PRODUCTS	\$467.07		\$467.07	
136235	16-Feb-17	S1156	SCHOONOVER SEWER SERVICE	\$125.00		\$125.00	
136236	16-Feb-17	S2040	SECRETARY OF STATE	\$10.00		\$10.00	
136237	16-Feb-17	S3115	DANIEL J. HARTMAN	\$507.31		\$507.31	
136238	16-Feb-17	S3187	SHOE CARNIVAL, INC.	\$368.62		\$368.62	
136239	16-Feb-17	S5192	S.J. SMITH WELDING SUPPLY	\$30.39		\$30.39	
136240	16-Feb-17	S8135	ROBERT W. STICKELS	\$80.00		\$80.00	
136241	16-Feb-17	S8165	STOCKS, INC.	\$910.10		\$910.10	
136242	16-Feb-17	S8508	SULLIVAN-PARKHILL	\$1,674.42		\$1,674.42	
136243	16-Feb-17	T0007	TJ'S LAUNDRY & DRY CLEANING	\$55.00		\$55.00	
136244	16-Feb-17	T0474	TAYLOR & BLACKBURN	\$908.88		\$908.88	
136245	16-Feb-17	T2064	TEE JAY CENTRAL, INC.	\$677.40		\$677.40	
136246	16-Feb-17	T7590	TRUCK CENTERS, INC.	\$3,493.60		\$3,493.60	
136247	16-Feb-17	U5175	UNITED LABORATORIES	\$686.74		\$686.74	
136248	16-Feb-17	U5180	UNITED PARCEL SERVICE	\$88.07		\$88.07	
136249	16-Feb-17	U5996	UNIVERSITY OF ILLINOIS	\$866.00		\$866.00	
136250	16-Feb-17	U7357	CITY OF URBANA	\$3,005.64		\$3,005.64	

Champaign-Urbana Mass Transit District
Accounts Payable Check Disbursement List
BUSEY BANK OPERATING ACCOUNT

From Date: 2/01/2017

Thru Date: 2/28/2017

Check #	Check Date	Ref #	Name	Total Paid	C-CARTS Portion	MTD Portion	Voided
136251	16-Feb-17	U7385	URBANA TRUE TIRES	\$1,305.51	\$827.73	\$477.78	
136252	16-Feb-17	U7653	** US BANK VENDOR SERVICES	\$101.93	\$101.93	\$0.00	
136253	16-Feb-17	V2233	VERIZON WIRELESS	\$516.34		\$516.34	
136254	16-Feb-17	V6271	MONICA VONNER	\$293.02		\$293.02	
136255	16-Feb-17	W2023	WEBSTER & ASSOCIATES, INC.	\$2,500.00		\$2,500.00	
136256	16-Feb-17	W3588	PETER WITTMAN	\$298.18		\$298.18	
136257	16-Feb-17	W7421	JEFFERY G. WRIGHT	\$717.74		\$717.74	
136258	16-Feb-17	W8564	WURTH USA MIDWEST, INC.	\$147.87		\$147.87	
136259	16-Feb-17	Z2333	ZF SERVICES NORTH AMERICA, LLC	\$447.34		\$447.34	
136260	16-Feb-17	A7323	ARIEL ARCE	\$411.98		\$411.98	
136261	16-Feb-17	C4675	CLIFTONLARSONALLEN LLP	\$150.00		\$150.00	
136262	16-Feb-17	S0254	SAM'S CLUB	\$259.63		\$259.63	
136263	23-Feb-17	A0865	ABSOPURE WATER COMPANY	\$9.00		\$9.00	
136264	23-Feb-17	A1934	ADVANCE AUTO PARTS	\$223.84		\$223.84	
136265	23-Feb-17	A1939	ADVANTAGE SIGN AND GRAPHIC SOLUTIONS	\$66.05		\$66.05	
136266	23-Feb-17	A5085	AMERENIP	\$12,053.95		\$12,053.95	
136267	23-Feb-17	A8007	AT & T	\$124.43		\$124.43	
136268	23-Feb-17	B2180	BENEFIT PLANNING CONSULTANTS, INC.	\$799.55		\$799.55	
136269	23-Feb-17	B4510	BLACK & COMPANY	\$497.26		\$497.26	
136270	23-Feb-17	B4522	** BLATT, HASENMILLER, LEIBSKER & MOORE,LLC	\$364.42		\$364.42	
136271	23-Feb-17	B6448	HOWARD BOVAN	\$81.74		\$81.74	
136272	23-Feb-17	B8501	BUMPER TO BUMPER	\$34.94		\$34.94	
136273	23-Feb-17	C0410	** CAVALRY PORTFOLIO SERVICES, LLC	\$264.61		\$264.61	
136274	23-Feb-17	C1560	CDC PAPER & JANITOR	\$367.13		\$367.13	
136275	23-Feb-17	C3045	CITY OF CHAMPAIGN	\$5,066.92		\$5,066.92	
136276	23-Feb-17	C3100	CHELSEA FINANCIAL GROUP, LTD.	\$19,572.64		\$19,572.64	
136277	23-Feb-17	C3512	CINTAS FIRST AID & SAFETY	\$48.59		\$48.59	
136278	23-Feb-17	C4509	CLARK PLUMBING & HEATING, INC.	\$300.00		\$300.00	
136279	23-Feb-17	C6257	** MARSHA L. COMBS-SKINNER	\$290.76		\$290.76	
136280	23-Feb-17	C6263	COMCAST CABLE	\$520.96		\$520.96	
136281	23-Feb-17	C6284	CONSOLIDATED COMMUNICATIONS ENTERPRISE S	\$1,996.62		\$1,996.62	
136282	23-Feb-17	C6684	CONSTELLATION ENERGY SERV - NATURAL GAS	\$10,289.44		\$10,289.44	
136283	23-Feb-17	C8515	MARK L. CUNNINGHAM	\$40.00		\$40.00	
136284	23-Feb-17	D0426	DAVIS- HOUK MECHANICAL, INC	\$672.95		\$672.95	
136285	23-Feb-17	D2850	DEVELOPMENTAL SERVICES	\$37,349.50		\$37,349.50	
136286	23-Feb-17	D2942	DEX	\$338.60		\$338.60	
136287	23-Feb-17	D3630	DIXON GRAPHICS	\$145.00		\$145.00	
136288	23-Feb-17	E4733	STEVEN F. ELLIS	\$40.00		\$40.00	
136289	23-Feb-17	F0365	FASTENAL COMPANY	\$2,718.20		\$2,718.20	
136290	23-Feb-17	F4595	FLEET-NET CORPORATION	\$87.50		\$87.50	
136291	23-Feb-17	F6367	FORD CITY	\$174.52		\$174.52	
136292	23-Feb-17	F6368	** FORD MOTOR CREDIT COMPANY LLC	\$729.72		\$729.72	
136293	23-Feb-17	G0230	GAMMA UPSILON PSI SOCIETY	\$200.00		\$200.00	
136294	23-Feb-17	G2320	GETZ FIRE EQUIPMENT CO.	\$376.00		\$376.00	
136295	23-Feb-17	G3102	GHR ENGINEERS & ASSOCIATES, INC.	\$941.38		\$941.38	
136296	23-Feb-17	G3484	GILLIG LLC	\$996.42		\$996.42	
136297	23-Feb-17	G4290	GLOBAL EQUIPMENT COMPANY	\$396.35		\$396.35	
136298	23-Feb-17	G5519	KARL P. GNADT	\$1,457.40		\$1,457.40	
136299	23-Feb-17	H3564	HIRERIGHT SOLUTIONS INC.	\$2,711.16		\$2,711.16	
136300	23-Feb-17	I0025	VANTAGEPOINT TRANSFER AGENTS - 301281	\$23,700.66		\$23,700.66	
136301	23-Feb-17	I4747	ILLINI FS, INC.	\$56.00		\$56.00	
136302	23-Feb-17	I4750	ILLINI FIRE EQUIPMENT CO.	\$197.25		\$197.25	
136303	23-Feb-17	I4828	ILLINOIS HOME PAGE	\$425.00		\$425.00	
136304	23-Feb-17	I7667	ISAKSEN GLERUM WACHTER, LLC	\$390.00		\$390.00	
136305	23-Feb-17	J0310	JANEK CORPORATION	\$4,033.00		\$4,033.00	
136306	23-Feb-17	K2190	KEN'S OIL SERVICE, INC.	\$25,296.56		\$25,296.56	
136307	23-Feb-17	L0440	LAWSON PRODUCTS, INC.	\$21.56		\$21.56	
136308	23-Feb-17	M0377	MARTIN ONE SOURCE	\$167.00		\$167.00	
136309	23-Feb-17	M1269	MCS OFFICE TECHNOLOGIES	\$319.95		\$319.95	
136310	23-Feb-17	M3375	MID ILLINOIS DEVELOPMENT, LLC	\$8,500.00	\$3,000.00	\$5,500.00	
136311	23-Feb-17	M3408	MIDWEST TRANSIT EQUIPMENT, INC.	\$732.81		\$732.81	
136312	23-Feb-17	M6162	MOHAWK MFG. & SUPPLY CO.	\$103.24		\$103.24	
136313	23-Feb-17	M6385	MOTION INDUSTRIES	\$135.68		\$135.68	

Champaign-Urbana Mass Transit District
Accounts Payable Check Disbursement List
BUSEY BANK OPERATING ACCOUNT

From Date: 2/01/2017

Thru Date: 2/28/2017

Check #	Check Date	Ref #	Name	Total Paid	C-CARTS Portion	MTD Portion	Voided
136314	23-Feb-17	M8518	MUNCIE RECLAMATION-SUPPLY	\$722.21		\$722.21	
136315	23-Feb-17	N0320	NAPA AUTO PARTS	\$363.04		\$363.04	
136316	23-Feb-17	N0350	KENNETH L. NAPPER	\$177.08		\$177.08	
136317	23-Feb-17	N0387	NATIONAL COATINGS & SUPPLIES	\$439.17		\$439.17	
136318	23-Feb-17	N2292	THE AFTERMARKET PARTS COMPANY, LLC.	\$8,247.03		\$8,247.03	
136319	23-Feb-17	N9686	** NYS CHILD SUPPORT PROCESSING CENTER	\$60.00		\$60.00	
136320	23-Feb-17	P0990	PCM SALES, INC.	\$203.75		\$203.75	
136321	23-Feb-17	P2256	PETTY CASH (CHANGE FUND)	\$98.00		\$98.00	
136322	23-Feb-17	P7379	** PRESTIGE FINANCIAL SERVICES, INC.	\$413.29		\$413.29	
136323	23-Feb-17	Q8455	QUILL	\$112.18		\$112.18	
136324	23-Feb-17	R6120	ROGARDS OFFICE PRODUCTS	\$570.90		\$570.90	
136325	23-Feb-17	R6482	MICHAEL JOSEPH ROYSE	\$4,500.00		\$4,500.00	
136326	23-Feb-17	S0060	SAFEWORKS ILLINOIS	\$960.00		\$960.00	
136327	23-Feb-17	S0078	SAFETY-KLEEN CORP.	\$555.50		\$555.50	
136328	23-Feb-17	S0254	** SAM'S CLUB	\$135.00		\$135.00	
136329	23-Feb-17	S3115	DANIEL J. HARTMAN	\$739.43		\$739.43	
136330	23-Feb-17	S3187	SHOE CARNIVAL, INC.	\$227.45		\$227.45	
136331	23-Feb-17	S3487	SILVER MACHINE SHOP	\$72.00		\$72.00	
136332	23-Feb-17	S5192	S.J. SMITH WELDING SUPPLY	\$79.15		\$79.15	
136333	23-Feb-17	S8506	JANE M. SULLIVAN	\$40.00		\$40.00	
136334	23-Feb-17	T2225	TERMINAL SUPPLY COMPANY	\$577.72		\$577.72	
136335	23-Feb-17	T7510	TROPHYTIME	\$30.55		\$30.55	
136336	23-Feb-17	T7590	TRUCK CENTERS, INC.	\$5,847.66		\$5,847.66	
136337	23-Feb-17	T9069	TWILIO INC	\$454.41		\$454.41	
136338	23-Feb-17	U5180	UNITED PARCEL SERVICE	\$10.92		\$10.92	
136339	23-Feb-17	U5998	UNIVERSITY OF ILLINOIS	\$11,797.33		\$11,797.33	
136340	23-Feb-17	U7355	U-C SANITARY DISTRICT	\$3,037.47		\$3,037.47	
136341	23-Feb-17	U7359	** URBANA MUNICIPAL EML. CREDIT UNION	\$39,801.64		\$39,801.64	
136342	23-Feb-17	U7385	** URBANA TRUE TIRES	\$1,404.03	\$1,404.03	\$0.00	
136343	23-Feb-17	V6271	MONICA VONNER	\$293.02		\$293.02	
136344	23-Feb-17	W0003	WCIA-CHANNEL 3	\$1,345.00		\$1,345.00	
136345	23-Feb-17	W0005	WDWS/WHMS/WUIL RADIO	\$455.00		\$455.00	
136346	23-Feb-17	W3500	WIMACTEL INC.	\$16.06		\$16.06	
136347	23-Feb-17	W3588	PETER WITTMAN	\$298.18		\$298.18	
136348	23-Feb-17	W7421	JEFFERY G. WRIGHT	\$717.74		\$717.74	
136349	23-Feb-17	Z2333	ZF SERVICES NORTH AMERICA, LLC	\$346.90		\$346.90	
2082017	08-Feb-17	S8030	** STATES DISBURSEMENT UNIT	\$2,694.34		\$2,694.34	
2091710	10-Feb-17	I5862	** INTERNAL REVENUE SERVICE	\$2,574.99	\$2,574.99	\$0.00	
2092017	10-Feb-17	I5862	INTERNAL REVENUE SERVICE	\$169,647.53		\$169,647.53	
2101710	10-Feb-17	I4830	** I.M.R.F.	\$3,612.08	\$3,612.08	\$0.00	
2102017	10-Feb-17	I4830	I.M.R.F.	\$230,549.10		\$230,549.10	
2111710	10-Feb-17	I4826	** ILLINOIS DEPT OF REVENUE	\$401.05	\$401.05	\$0.00	
2112017	10-Feb-17	I4826	** ILLINOIS DEPT OF REVENUE	\$21,224.11		\$21,224.11	
2232017	24-Feb-17	S8030	** STATES DISBURSEMENT UNIT	\$2,694.34		\$2,694.34	
2241710	24-Feb-17	I5862	** INTERNAL REVENUE SERVICE	\$2,812.94	\$2,812.94	\$0.00	
2242017	24-Feb-17	I5862	INTERNAL REVENUE SERVICE	\$163,155.58		\$163,155.58	
2251710	24-Feb-17	I4826	** ILLINOIS DEPT OF REVENUE	\$435.33	\$435.33	\$0.00	
2252017	24-Feb-17	I4826	** ILLINOIS DEPT OF REVENUE	\$20,769.64		\$20,769.64	
2282017	28-Feb-17	B8584	^ BUSEY BANK	\$8,368,750.00		\$8,368,750.00	
				\$10,148,752.85	\$31,343.37	\$10,117,409.48	

^ Internal Transfer

Champaign Urbana Mass Transit District
Accounts Payable Check Disbursement List

Checking Account #: 011-8189-0

FLEX CHECKING-BUSEY BANK

From Date: 2/1/2017

Thru Date: 2/28/2017

Check #	Check Date	Ref #	Name	Amount	Voided
2282017	2/28/2017	F4640	FLEX-EMPLOYEE REIMB.	\$12,504.32	
5419	2/1/2017	F4640	FLEX-EMPLOYEE REIMB.	\$392.28	
5420	2/8/2017	F4640	FLEX-EMPLOYEE REIMB.	\$47.72	
5421	2/8/2017	F4640	FLEX-EMPLOYEE REIMB.	\$42.00	
5422	2/22/2017	F4640	FLEX-EMPLOYEE REIMB.	\$47.00	
Total:				\$13,033.32	



Account Summary

Basic Securities Account

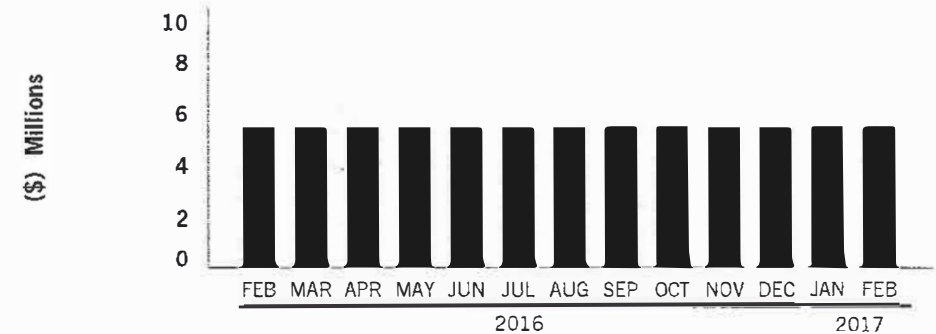
CHAMPAIGN URBANA MASS TRANSIT DIST
C/O KARL GNADT, BRENDA E EILBRACHT

CHANGE IN VALUE OF YOUR ACCOUNTS (includes accrued interest)

	This Period (2/1/17-2/28/17)	This Year (1/1/17-2/28/17)
TOTAL BEGINNING VALUE	\$5,422,035.53	\$5,414,448.72
Credits	—	—
Debits	—	—
Security Transfers	—	—
Net Credits/Debits/Transfers	—	—
Change in Value	4,548.45	12,135.26
TOTAL ENDING VALUE	\$5,426,583.98	\$5,426,583.98

MARKET VALUE OVER TIME

The below chart displays the most recent thirteen months of Market Value.




This chart does not reflect corrections to Market Value made subsequent to the dates depicted. It may exclude transactions in Annuities or positions where we are not the custodian, which could delay the reporting of Market Value.

ASSET ALLOCATION (includes accrued interest)

	Market Value	Percentage
Cash	\$16,831.06	0.31
Fixed Income & Preferreds	5,409,752.92	99.69
TOTAL VALUE	\$5,426,583.98	100.00%

FDIC rules apply and Bank Deposits are eligible for FDIC insurance but are not covered by SIPC. Cash and securities (including MMFs) are eligible for SIPC coverage. See Expanded Disclosures. Values may include assets externally held, which are provided to you as a courtesy, and may not be covered by SIPC. For additional information, refer to the corresponding section of this statement.



This asset allocation represents holdings on a trade date basis, and projected settled Cash/BDP and MMF balances. These classifications do not constitute a recommendation and may differ from the classification of instruments for regulatory or tax purposes.

Account Summary

Basic Securities Account

CHAMPAIGN URBANA MASS TRANSIT DIST
C/O KARL GNADT, BRENDA E EILBRACHT

BALANCE SHEET (^ includes accrued interest)

	Last Period (as of 1/31/17)	This Period (as of 2/28/17)
Cash, BDP, MMFs	\$14,811.97	\$16,831.06
Certificates of Deposit ^	5,407,223.56	5,409,752.92
Total Assets	\$5,422,035.53	\$5,426,583.98
Total Liabilities (outstanding balance)	—	—
TOTAL VALUE	\$5,422,035.53	\$5,426,583.98

INCOME AND DISTRIBUTION SUMMARY

	This Period (2/1/17-2/28/17)	This Year (1/1/17-2/28/17)
Interest	\$2,019.09	\$4,798.85
Total Taxable Income And Distributions	\$2,019.09	\$4,798.85
Total Tax-Exempt Income	—	—
TOTAL INCOME AND DISTRIBUTIONS	\$2,019.09	\$4,798.85

Taxable and tax exempt income classifications are based on the characteristics of the underlying securities and not the taxable status of the account.

CASH FLOW

	This Period (2/1/17-2/28/17)	This Year (1/1/17-2/28/17)
OPENING CASH, BDP, MMFs	\$14,811.97	\$12,032.21
Income and Distributions	2,019.09	4,798.85
Total Investment Related Activity	\$2,019.09	\$4,798.85
Total Cash Related Activity	—	—
CLOSING CASH, BDP, MMFs	\$16,831.06	\$16,831.06

GAIN/(LOSS) SUMMARY

	Realized This Period (2/1/17-2/28/17)	Realized This Year (1/1/17-2/28/17)	Unrealized Inception to Date (as of 2/28/17)
Short-Term Gain	—	—	\$283.29
Short-Term (Loss)	—	—	(6,334.52)
Total Short-Term	—	—	\$(6,051.23)
Long-Term Gain	—	—	11,214.50
TOTAL GAIN/(LOSS)	—	—	\$5,163.27

The Gain/(Loss) Summary, which may change due to basis adjustments, is provided for informational purposes and should not be used for tax preparation. Refer to Gain/(Loss) in the Expanded Disclosures.



Account Detail

Basic Securities Account

CHAMPAIGN URBANA MASS TRANSIT DIST
C/O KARL GNADT, BRENDA E EILBRACHT

Investment Objectives †: Income, Aggressive Income, Capital Appreciation

Brokerage Account

† Inform us if your investment objectives, as defined in the Expanded Disclosures, change.

HOLDINGS

This section reflects positions purchased/sold on a trade date basis. "Market Value" and "Unrealized Gain/(Loss)" may not reflect the value that could be obtained in the market. Fixed Income securities are sorted by maturity or pre-refunding date, and alphabetically within date. Estimated Annual Income a) is calculated on a pre-tax basis, b) does not include any reduction for applicable non-US withholding taxes, c) may include return of principal or capital gains which could overstate such estimates, and d) for securities that have a defined maturity date within the next 12 months, is reflected only through maturity date. Actual income or yield may be lower or higher than the estimates. Current yield reflects the income generated by an investment, and does not reflect changes in its price. Structured Investments, identified on the Position Description Details line as "Asset Class: Struct Inv," may appear in various statement product categories. When displayed, the accrued interest, annual income and current yield for those with a contingent income feature (e.g., Range Accrual Notes or Contingent Income Notes) are estimates and assume specified accrual conditions are met during the relevant period and payment in full of all contingent interest. For Floating Rate Securities, the accrued interest, annual income and current yield are estimates based on the current floating coupon rate and may not reflect historic rates within the accrual period.

CASH, BANK DEPOSIT PROGRAM AND MONEY MARKET FUNDS

Cash, Bank Deposit Program, and Money Market Funds are generally displayed on a settlement date basis. You have the right to instruct us to liquidate your bank deposit balance(s) or shares of any money market fund balance(s) at any time and have the proceeds of such liquidation remitted to you. Estimated Annual Income, Accrued Interest, and APY% will only be displayed for fully settled positions.

Description	Market Value	7-Day Current Yield %	Est Ann Income	APY %
MORGAN STANLEY BANK N.A. #	\$16,831.06	—	\$2.00	0.010
	Market Value		Est Ann Income	
CASH, BDP, AND MMFs	\$16,831.06		\$2.00	

Bank Deposits are held at Morgan Stanley Bank, N.A. and/or Morgan Stanley Private Bank, National Association, affiliates of Morgan Stanley Smith Barney LLC and each a national bank and FDIC member.

CERTIFICATES OF DEPOSIT

Security Description	Trade Date	Face Value	Orig Unit Cost Adj Unit Cost	Unit Price	Orig Total Cost Adj Total Cost	Market Value	Unrealized Gain/(Loss)	Est Ann Income Accrued Interest	Current Yield %
SYNOVUS BANK CD COLUMBUS GA CD	4/2/15	250,000.00	\$100.000 \$100.000	\$100.054	\$250,000.00 \$250,000.00	\$250,135.00	\$135.00 LT	\$1,000.00 \$780.21	0.39
Coupon Rate 0.800%; Matures 04/10/2017; CUSIP 87164DGY0 Int. Semi-Annually Apr/Oct 09; Issued 04/09/15; Maturity Value = \$250,000.00; Asset Class: FI & Pref									
discover GREENWOOD DE CD	4/2/15	250,000.00	100.000 100.000	100.042	250,000.00 250,000.00	250,105.00	105.00 LT	1,063.00 834.82	0.42
Coupon Rate 0.850%; Matures 04/10/2017; CUSIP 254672LJ5 Int. Semi-Annually Apr/Oct 08; Issued 04/08/15; Maturity Value = \$250,000.00; Asset Class: FI & Pref									
EVERBANK CD JACKSONVILLE FL CD	4/2/15	250,000.00	100.000 100.000	100.039	250,000.00 250,000.00	250,097.50	97.50 LT	— 747.25	—
Coupon Rate 0.800%; Matures 04/13/2017; CUSIP 29976DWK2 Int. Semi-Annually Apr/Oct 15; Issued 04/15/15; Maturity Value = \$250,000.00; Asset Class: FI & Pref									

Account Detail

Basic Securities Account

CHAMPAIGN URBANA MASS TRANSIT DIST
C/O KARL GNADT, BRENDA E EILBRACHT

Security Description	Trade Date	Face Value	Orig Unit Cost Adj Unit Cost	Unit Price	Orig Total Cost Adj Total Cost	Market Value	Unrealized Gain/(Loss)	Est Ann Income Accrued Interest	Current Yield %
Peoples United BRIDGEPORT CT CD	4/2/15	250,000.00	100.000	100.062	250,000.00			938.00	0.37
Coupon Rate 0.750%; Matures 04/17/2017; CUSIP 71270QMQ6			100.000		250,000.00	250,155.00	155.00 LT	700.54	
<i>Int. Semi-Annually Apr/Oct 15; Issued 04/15/15; Maturity Value = \$250,000.00; Asset Class: FI & Pref</i>									
INVESTORS SVGS BK SHORT HILLS NJ CD	4/5/16	250,000.00	100.190	100.090	250,475.00			938.00	0.37
Coupon Rate 0.750%; Matures 06/28/2017; CUSIP 46176PEX9			100.051		250,126.71	250,225.00	98.29 ST	792.47	
<i>Int. Semi-Annually Mar/Sep 28; Issued 03/28/16; Maturity Value = \$250,000.00; Asset Class: FI & Pref</i>									
GEORGIA BANK CD AUGUSTA GA CD	4/2/15	250,000.00	100.000	100.176	250,000.00			833.00	0.33
Coupon Rate 0.800%; Matures 07/24/2017; CUSIP 373128FG7			100.000		250,000.00	250,440.00	440.00 LT	23.78	
<i>Interest Paid Monthly May 24; Issued 04/24/15; Maturity Value = \$250,000.00; Asset Class: FI & Pref</i>									
AMEX CENTURION SALT LAKE CITY UT CD	10/14/15	140,000.00	100.000	100.280	140,000.00			1,610.00	1.14
Coupon Rate 1.150%; Matures 10/23/2017; CUSIP 02587DD96			100.000		140,000.00	140,392.00	392.00 LT	574.99	
<i>Int. Semi-Annually Apr/Oct 21; Yield to Maturity .720%; Issued 10/21/15; Maturity Value = \$140,000.00; Asset Class: FI & Pref</i>									
BANK OF CHINA NEW YORK NY CD	10/25/16	250,000.00	100.000	100.009	250,000.00			2,000.00	0.79
Coupon Rate 0.800%; Matures 11/02/2017; CUSIP 06426TU31			100.000		250,000.00	250,022.50	22.50 ST	646.57	
<i>Interest Paid at Maturity; Yield to Maturity .787%; Issued 11/02/16; Maturity Value = \$250,000.00; Asset Class: FI & Pref</i>									
TEXAS EXCHANGE CROWLEY TX CD	4/5/16	250,000.00	100.220	100.081	250,550.00			2,500.00	0.99
Coupon Rate 1.000%; Matures 03/29/2018; CUSIP 88241TAN0			100.120		250,301.02	250,202.50	(98.52) ST		
<i>Interest Paid Monthly Apr 30; Yield to Maturity .925%; Issued 03/31/16; Maturity Value = \$250,000.00; Asset Class: FI & Pref</i>									
ALLY BK MIDVALE UT CD	4/2/15	250,000.00	100.000	100.038	250,000.00			2,750.00	1.09
Coupon Rate 1.100%; Matures 04/09/2018; CUSIP 02006LPY3			100.000		250,000.00	250,095.00	95.00 LT	1,072.80	
<i>Int. Semi-Annually Apr/Oct 09; Yield to Maturity 1.065%; Issued 04/09/15; Maturity Value = \$250,000.00; Asset Class: FI & Pref</i>									
FLUSHING BK NY CD FLUSHING NY CD	4/2/15	250,000.00	100.000	100.031	250,000.00			2,750.00	1.09
Coupon Rate 1.100%; Matures 04/16/2018; CUSIP 34387ABH1			100.000		250,000.00	250,077.50	77.50 LT	106.32	
<i>Interest Paid Monthly May 15; Yield to Maturity 1.072%; Issued 04/15/15; Maturity Value = \$250,000.00; Asset Class: FI & Pref</i>									
ROLLSTONE BANK FITCHBURG MA CD	4/2/15	250,000.00	100.000	100.030	250,000.00			2,750.00	1.09
Coupon Rate 1.100%; Matures 04/16/2018; CUSIP 77579ABL9			100.000		250,000.00	250,075.00	75.00 LT	1,027.47	
<i>Int. Semi-Annually Apr/Oct 15; Yield to Maturity 1.073%; Issued 04/15/15; Maturity Value = \$250,000.00; Asset Class: FI & Pref</i>									
comenity bank SALT LAKE CITY UT CD	10/25/16	50,000.00	100.000	99.703	50,000.00			550.00	1.10
Coupon Rate 1.100%; Matures 04/30/2018; CUSIP 20033ASY3			100.000		50,000.00	49,851.50	(148.50) ST	44.22	
<i>Interest Paid Monthly Nov 30; Yield to Maturity 1.356%; Issued 10/31/16; Maturity Value = \$50,000.00; Asset Class: FI & Pref</i>									
JPM COLUMBUS OH CD	10/10/16	250,000.00	100.000	99.489	250,000.00			3,000.00	1.20
Coupon Rate 1.200%; Matures 10/19/2018; CUSIP 48126XGP4			100.000		250,000.00	248,722.50	(1,277.50) ST	333.33	
<i>Interest Paid Quarterly Jan 19; Callable \$100.00 on 10/19/17; Yield to Maturity 1.516%; Issued 10/19/16; Maturity Value = \$250,000.00; Asset Class: FI & Pref</i>									
Merrick Bank SOUTH JORDAN UT CD	10/12/16	250,000.00	100.000	99.473	250,000.00			2,875.00	1.15
Coupon Rate 1.150%; Matures 10/19/2018; CUSIP 59013JUF4			100.000		250,000.00	248,682.50	(1,317.50) ST	76.98	
<i>Interest Paid Monthly Nov 19; Yield to Maturity 1.476%; Issued 10/19/16; Maturity Value = \$250,000.00; Asset Class: FI & Pref</i>									



Account Detail

Basic Securities Account

CHAMPAIGN URBANA MASS TRANSIT DIST
C/O KARL GNADT, BRENDA E EILBRACHT

Security Description	Trade Date	Face Value	Orig Unit Cost Adj Unit Cost	Unit Price	Orig Total Cost Adj Total Cost	Market Value	Unrealized Gain/(Loss)	Est Ann Income Accrued Interest	Current Yield %
COMENITY BANK JUMBO (FORMERLY WORLD FINL NETWORK BANK) DE CD	10/14/15	200,000.00	100.000 100.000	100.895	200,000.00 200,000.00	201,790.00	1,790.00 LT	3,400.00 262.97	1.68
Coupon Rate 1.700%; Matures 10/22/2018; CUSIP 20099AY12 Interest Paid Monthly Nov 02; Yield to Maturity 1.150%; Issued 10/21/15; Maturity Value = \$200,000.00; Asset Class: FI & Pref									
First Bank PR SANTURCE PR CD	10/14/15	250,000.00	100.000 100.000	100.471	250,000.00 250,000.00	251,177.50	1,177.50 LT	3,875.00 80.68	1.54
Coupon Rate 1.550%; Matures 10/22/2018; CUSIP 33767AQP9 Interest Paid Monthly Nov 21; Yield to Maturity 1.260%; Issued 10/21/15; Maturity Value = \$250,000.00; Asset Class: FI & Pref									
CUSTOMERS BANK PHOENIXVILLE PA CD	10/10/16	250,000.00	100.000 100.000	99.464	250,000.00 250,000.00	248,660.00	(1,340.00) ST	2,875.00 979.39	1.15
Coupon Rate 1.150%; Matures 10/29/2018; CUSIP 23204HEL8 Int. Semi-Annually Apr/Oct 27; Yield to Maturity 1.476%; Issued 10/27/16; Maturity Value = \$250,000.00; Asset Class: FI & Pref									
bmw SALT LAKE CITY UT CD	3/15/16	250,000.00	100.000 100.000	100.065	250,000.00 250,000.00	250,162.50	162.50 ST	3,250.00 1,463.39	1.29
Coupon Rate 1.300%; Matures 03/18/2019; CUSIP 05580ADW1 Int. Semi-Annually Mar/Sep 18; Yield to Maturity 1.268%; Issued 03/18/16; Maturity Value = \$250,000.00; Asset Class: FI & Pref									
BANK NEW ENG SALEM NH CD	10/12/16	250,000.00	100.000 100.000	99.194	250,000.00 250,000.00	247,985.00	(2,015.00) ST	2,750.00 57.25	1.10
Coupon Rate 1.100%; Matures 04/18/2019; CUSIP 063847AN7 Interest Paid Monthly Nov 21; Yield to Maturity 1.484%; Issued 10/21/16; Maturity Value = \$250,000.00; Asset Class: FI & Pref									
wells fargo cd SIOUX FALLS SD CD	4/15/16	250,000.00	100.000 100.000	99.945	250,000.00 250,000.00	249,862.50	(137.50) ST	3,125.00 74.35	1.25
Coupon Rate 1.250%; Matures 04/22/2019; CUSIP 9497484N4 Interest Paid Monthly May 20; Yield to Maturity 1.276%; Issued 04/20/16; Maturity Value = \$250,000.00; Asset Class: FI & Pref									
CAPITAL ONE NA MCLEAN VA CD	10/14/15	250,000.00	100.000 100.000	101.335	250,000.00 250,000.00	253,337.50	3,337.50 LT	4,875.00 1,741.07	1.92
Coupon Rate 1.950%; Matures 10/21/2019; CUSIP 14042RBA8 Int. Semi-Annually Apr/Oct 21; Yield to Maturity 1.434%; Issued 10/21/15; Maturity Value = \$250,000.00; Asset Class: FI & Pref									
Goldman Sachs NEW YORK NY CD	10/14/15	250,000.00	100.000 100.000	101.335	250,000.00 250,000.00	253,337.50	3,337.50 LT	4,875.00 1,741.07	1.92
Coupon Rate 1.950%; Matures 10/21/2019; CUSIP 38148JU58 Int. Semi-Annually Apr/Oct 21; Yield to Maturity 1.434%; Issued 10/21/15; Maturity Value = \$250,000.00; Asset Class: FI & Pref									

	Percentage of Holdings	Face Value	Orig Total Cost Adj Total Cost	Market Value	Unrealized Gain/(Loss)	Est Ann Income Accrued Interest	Current Yield %
CERTIFICATES OF DEPOSIT		5,390,000.00	\$5,391,025.00 \$5,390,427.73	\$5,395,591.00	\$11,214.50 LT \$(6,051.23) ST	\$54,582.00 \$14,161.92	1.01%
TOTAL CERTIFICATES OF DEPOSIT (includes accrued interest)	99.69%			\$5,409,752.92			

Account Detail

Basic Securities Account

CHAMPAIGN URBANA MASS TRANSIT DIST
C/O KARL GNADT, BRENDA E EILBRACHT

	Percentage of Holdings	Total Cost	Market Value	Unrealized Gain/(Loss)	Est Ann income Accrued Interest	Current Yield %
TOTAL MARKET VALUE		\$5,390,427.73	\$5,412,422.06	\$11,214.50 LT \$(6,051.23) ST	\$54,584.00 \$14,161.92	1.01%
TOTAL VALUE (includes accrued interest)	100.00%		\$5,426,583.98			

Unrealized Gain/(Loss) totals only reflect positions that have both cost basis and market value information available. Cash, MMF, Deposits and positions stating 'Please Provide' or 'Pending Corporate Actions' are not included.

ALLOCATION OF ASSETS (*includes accrued interest)

	Cash	Equities	Fixed Income & Preferred Securities	Alternatives	Annuities & Insurance	Structured Investments	Other
Cash, BDP, MMFs	\$16,831.06	—	—	—	—	—	—
Certificates of Deposit ^	—	—	\$5,409,752.92	—	—	—	—
TOTAL ALLOCATION OF ASSETS ^	\$16,831.06	—	\$5,409,752.92	—	—	—	—

ACTIVITY

CASH FLOW ACTIVITY BY DATE

Activity Date	Settlement Date	Activity Type	Description	Comments	Quantity	Price	Credits/(Debits)
2/1		Interest Income	TEXAS EXCHANGE 1000 18MH29	CUSIP: 88241TAN0			\$212.33
2/2		Interest Income	COMENITY BANK CD 1700 18OC22	CUSIP: 20099AYI2			288.77
2/15		Interest Income	FLUSHING BK NY CD 1100 18AP16	CUSIP: 34387ABH1			233.56
2/21		Interest Income	First Bank PR 1550 18OC22	CUSIP: 33767AQP9			329.11
2/21		Interest Income	wells fargo cd 1250 19AP22	CUSIP: 9497484N4			265.41
2/21		Interest Income	Merrick Bank 1150 18OC19	CUSIP: 59013JUF4			244.18
2/21		Interest Income	BANK NEW ENG CD 1100 19AP18	CUSIP: 063847AN7			233.56
2/24		Interest Income	GEORGIA BANK CD 0800 17JL24	CUSIP: 373128FG7			169.86
2/28		Interest Income	comenity bank 1100 18AP30	CUSIP: 20033ASY3			42.19
2/28		Interest Income	MORGAN STANLEY BANK N.A.				0.12

NET CREDITS/(DEBITS)

\$2,019.09

MONEY MARKET FUND (MMF) AND BANK DEPOSIT PROGRAM ACTIVITY

Activity Date	Activity Type	Description	Credits/(Debits)
2/1	Automatic Investment	BANK DEPOSIT PROGRAM	\$212.33
2/2	Automatic Investment	BANK DEPOSIT PROGRAM	288.77



Account Detail

Basic Securities Account

CHAMPAIGN URBANA MASS TRANSIT DIST
C/O KARL GNADT, BRENDA E EILBRACHT

MONEY MARKET FUND (MMF) AND BANK DEPOSIT PROGRAM ACTIVITY (CONTINUED)

Activity		Description	Credits/(Debits)
Date	Activity Type		
2/15	Automatic Investment	BANK DEPOSIT PROGRAM	233.56
2/21	Automatic Investment	BANK DEPOSIT PROGRAM	1,072.26
2/24	Automatic Investment	BANK DEPOSIT PROGRAM	169.86
2/28	Automatic Investment	BANK DEPOSIT PROGRAM	42.19
2/28	Automatic Investment	BANK DEPOSIT PROGRAM	0.12
NET ACTIVITY FOR PERIOD			\$2,019.09

MESSAGES

Introducing Market Value Over Time Chart

Morgan Stanley Online has added a Historical Value graph on the Home Page, which displays your account's month-end Total Value, Net Invested Capital and Investment Earnings. Under Portfolio Reports, this graph is customizable by custom date range and will update month-end values for any adjustments made to the account. Therefore, starting with the January 2017 month-end statement, we replaced the current Change in Value Over Time graph with a Market Value Over Time bar chart, which displays the month-end Total Value for a rolling thirteen months.

Looking To Increase Your Retirement Savings?

There's still time before the April 18, 2017, deadline to make a contribution to an IRA for 2016 subject to IRS eligibility requirements (including any applicable age or income restrictions). Open a Traditional IRA with contributions that may be tax-deductible on your 2016 tax return, a Traditional IRA with non-deductible contributions or a Roth IRA with non-deductible contributions and the advantage of tax-free withdrawals (if certain conditions are met). The maximum contribution is the lesser of (a) your taxable compensation for 2016, or (b) \$5,500 (or \$6,500 if you are age 50 or older). These limits apply to all your IRAs combined. Please call your Financial Advisor or Private Wealth Advisor for more information about your retirement savings strategy.



To: Board of Trustees

From: Jolene Gensler, CPA
Comptroller

Date: March 28, 2017

Subject: Authorization to Establish Line of Credit, Note Payable & Deposit Accounts

A. Introduction:

The purpose of this memo is:

- To request authorization to establish a \$6,000,000 revolving line of credit and a \$10,875,155 note payable with First Bank.
- To request authorization to open new deposit accounts with First Bank.

B. Recommended Actions:

Staff recommends:

- Board authorization for Managing Director, Karl Gnadt, to establish a revolving line of credit and note payable with First Bank, as described in the attached commitment letter. Staff also requests that the following District employees be authorized to initiate loan draws on these debt instruments: Managing Director, Karl Gnadt, Chief Administrative Officer, Brenda Eilbracht, Chief Operating Officer, Andrew Johnson, and Comptroller, Jolene Gensler.
- Board authorization for Managing Director, Karl Gnadt, to establish two (2) demand deposit accounts with First Bank, as required per the attached commitment letter. The following District employees will be the authorized signers on these accounts: Managing Director, Karl Gnadt, Chief Administrative Officer, Brenda Eilbracht, and Chief Operating Officer, Andrew Johnson.

C. Summary:

We are establishing these debt instruments for the following purposes:

- To fund all State approved FY17 debt service capital projects. Debt service projects are eligible for 65% reimbursement under the State of Illinois Downstate Operating Assistance Program (DOAP).
- To provide operating cash, if needed.

These new loans replace the former Commerce Bank/Busey Bank line of credit, which was not renewed when it expired in December 2016, and also supersede the lending relationship with First Mid-Illinois Bank & Trust that was approved at the February 2017 Board meeting. The terms outlined in this proposal closely parallel with the terms of the District's prior credit relationship.

The demand deposit relationship is a requirement of the loan agreement. The District will open one interest bearing money market account and one non-interest bearing operating account.



Paris • Marshall • Savoy • Rantoul • Martinsville • Champaign

March 3, 2017

Karl Gnadt
Champaign-Urbana Mass Transit District
1101 East University
Urbana IL 61802-2009

RE: Loan Commitment

Dear Karl:

The following represents the terms under which First Bank commits to finance the purchase of 18 new MTD buses and commits to finance an operating line of credit.

1) Bus Loan

- a) Borrower:** Champaign-Urbana Mass Transit District
- b) Loan Amount:** \$10,875,155. Loan will be advanced as buses are purchased.
- c) Rate:** 2.8475% fixed for one year
- d) Fee:** \$4,500. Loan fee to Bank.
- e) Term:** One year.
- f) Repayment:** Monthly payments of interest only. Principal due at maturity.
- g) Collateral:** Title to eighteen 2017 buses to be purchased.

2) Revolving Line of Credit

- a) Borrower:** Champaign-Urbana Mass Transit District
- b) Loan Amount:** \$6,000,000 Revolving Line of Credit.
- c) Rate:** 2.8475% fixed for one year.

P.O. Box 880 • Paris, IL 61944

800-228-6381

42
www.firstbanktrust.com

- d) **Fee:** \$4,000.
- e) **Term:** One Year.
- f) **Repayment:** Interest Payable Monthly. Principal due at maturity.
- g) **Collateral:** Blanket UCC on all Business Assets of CUMTD

- 3) **Deposits:** For the duration of the loans, borrower must hold at least half of their cash deposits in an Institutional Money Market Account with First Bank at a market rate to be determined. Funds held in excess of FDIC insurance limits will be collateralized by a Public Unit Deposit Letter of Credit (PUD LOC) from the Federal Home Loan Bank of Chicago (FHLBC).
- 4) **Insurance:** Borrower shall provide insurance coverage in form, in amounts, and issued by companies acceptable to First Bank, to cover such casualties, risks, perils, liabilities, and actual hazards that First Bank may require.
- 5) **Authorization:** Bank will require copy of CUMTD Board of Directors Minutes approving these loans and authorizing Karl Gnadt, Managing Director to sign the Note and all other loan documents.
- 6) **Financials:** Bank will require ongoing financial statements from Borrower throughout the duration of the loan. This will include, but not be limited to: Annual Audited financial statements, Annual and Monthly Business Prepared Financial Statements and other reports as requested by Bank.

Thank you for the opportunity to present this financing Commitment. If you have any questions, please contact me at 217-398-0506 or via email acarr@firstbanktrust.com. I have enjoyed working with Jolene Gensler on this project and look forward to furthering our relationship with the CUMTD.

Sincerely,
First Bank



Angela L. Carr
Senior Commercial Lender

First Bank Loan Commitment

ACCEPTED this _____ day of March, 2017.

By: _____

Karl Gnadt, Managing Director of CUMTD



To: Board of Trustees
From: Jane Sullivan, Grant Manager/Sustainability Planner
Date: March 28, 2017
Subject: Rejection of Demolition Bids for 59 E Chester & 207 S Water Street

- A. Introduction** – The District solicited bids to demolish structures located at 59 East Chester Street and 207 South Water Street and restore the property to a vacant lot. Due to technical deficiencies in the bidding documents, Legal Counsel has recommended that all bids be rejected at this time.
- B. Recommended Action:** Staff recommends that the Board reject the demolition bids and authorize the Managing Director to re-let bids and enter into a contract with the lowest responsive, responsible bidder.
- C. Prior Trustee Action:** On June 29, 2016, the Board approved a Purchase Agreement for 51, 55, 59 East Chester Street and 207 South Water Street.
- D. Summary:** Staff will revise and reissue the Invitation to Bid within the week following Board action. The technical specifications will remain the same but submittal requirements will be revised. Additionally, the bidding period will be shortened.
- E. Background:** On March 16, 2017, the District opened bids for this project. Seven bids were received. Comments from bidders at the bid opening suggested that the submission requirements were unclear. Consultation with the District’s Legal Counsel determined that a lack of clarity in the bid documents does exist. Staff and Legal Counsel determined the most responsible course of action is to reject all bids.

The District’s Procurement Manual dictates that any or all bids may be rejected if there is a sound documented reason.
- F. Alternatives – advantages/disadvantages:** Rejection of bids received on March 16, 2017 will allow the District to clarify the submittal requirements, reissue the Invitation to Bid, and award a contract to the lowest responsive, responsible bidder without further delay.
- G. Budget & Staffing Impacts:** This project will be funded with 65% state funds through the Illinois Downstate Operating Assistance Program (DOAP) and 35% local funds. There will be no immediate discernable staffing impact.

BID TABULATION

Project: Water St. & Chester St. Property Demolition

Architect/Engineer: N/A

Bid Opening: March 16, 2017 2:00 PM

Independent Cost Estimate: N/A

Bidder	Base Bid Amount	Bid Bond	Disclosure Affidavit	Affidavit Regarding Pending & Incomplete Work	Subcontractor and Major Materials Suppliers Lists
Owen's Excavating & Trucking	\$38,145.00	✓	✓	✓	✓
ICD Ironhorse	\$44,762.00	✓	✓	✓	✓
Bob Brown Construction	\$54,543.00	✓	✓	✓	✓
Earth Services	\$69,000.00	✓	✓	✓	✓
Dig It of Champaign, Inc.	\$78,970.00	✓	✓	✓	✓
Duce Construction Company	\$94,750.00	✓	✓	✓	✓
Roessler Construction & Contracting	\$117,700.00	✓	✓	✓	✓

Signature of authorized official of the Champaign-Urbana Mass Transit District:

Jane Sullivan, Grant Manager



Date

3/17/2017



To: Board of Trustees
From: Jane Sullivan, Grant Manager/Sustainability Planner
Date: March 28, 2017
Subject: Approval of Rooftop A/C Unit Replacement Contract

- A. Introduction** – The District is utilizing Debt Service funds from the FY 2017 Downstate Operating Assistance Program to replace the fifteen-year-old rooftop air conditioning unit at the Administration & Operations Facility.
- B. Recommended Action:** Staff recommends authorization of the Managing Director to enter into a contract with Reliable Plumbing & Heating Company in the amount of \$97,590. IDOT concurrence was received before bids were advertised for this project. IDOT concurrence prior to contract award is not required.
- C. Prior Trustee Action:** None.
- D. Summary:** On March 9, 2017, the District opened bids for the Rooftop A/C Unit Replacement Project. Five bids were received. The low bid, submitted by Reliable Plumbing & Heating in the amount of \$97,590, is considered responsive and responsible. Reliable Plumbing & Heating did not meet the DBE goal for the project but did include acceptable Good Faith Efforts. The independent cost estimate for this project, conducted by GHR Engineers & Associates in September 2016, was \$102,000 including design contingency and bid contingency.
- E. Background:** The existing rooftop A/C unit at the District’s Administration & Operations facility was installed in 2002. This unit serves five areas of the building including the Control Center/Dispatch area and the Server Room. New equipment in the Server Room and an increase in equipment load in the Control Center/Dispatch has resulted in additional heat gain. Present and future equipment loads were analyzed in the building area served by this unit and GHR Engineers & Associates provided a recommendation to replace the unit. The newer unit has energy saving features that are expected to reduce the utility cost to operate the unit.
- F. Alternatives – advantages/disadvantages:** Authorizing the Managing Director to enter into a contract with Reliable Plumbing & Heating Company allows the District to move forward with the Rooftop A/C Unit Replacement Project. If authorization is not provided, this would prevent the District from completing the project within the time period required by the Fiscal Year 2017 Downstate Operating Assistance Program (DOAP) budget.
- G. Budget & Staffing Impacts:** This project will be funded with 65% (\$63,433) state funds through the Illinois Downstate Operating Assistance Program (DOAP) and 35% (\$34,157) local funds.

BID TABULATION

Project: Administration & Operations Facility Rooftop A/C Unite Replacement

Architect/Engineer: GHR Engineers and Associates, Inc.

Bid Opening: March 9, 2017 2:00 PM

Independent Cost Estimate: \$85,000 (base bid only)

Bidder	Addendum 1	Base Bid Amount	Alternate Bid	Performance Bond	IDOT Requirements	DBE
Reliable Plumbing & Heating Company	✓	\$97,590	\$21,890	✓	✓	0% DBE participation Good Faith Efforts included
EL Pruitt	✓	\$98,647	\$19,767	✓	✓	2.38% DBE participation
Davis-Houk Mechanical, Inc.	✓	\$101,500	\$16,600	✓	✓	4.363% DBE Participation
Mechanical, Inc.	✓	\$104,872	\$17,009	✓	✓	36% DBE Participation
A&R Mechanical	✓	\$115,255	\$14,900	✓	✓	36% DBE Participation

Signature of authorized official of the Champaign-Urbana Mass Transit District:

Jane Sullivan, Grant Manager

Date



To: Board of Trustees
From: Jane Sullivan, Grant Manager/Sustainability Planner
Date: March 28, 2017
Subject: Approval of Illinois Terminal Boiler Replacement Contract

- A. Introduction** – The District is utilizing Debt Service funds from the FY 2017 Downstate Operating Assistance Program to replace seventeen-year-old boilers at Illinois Terminal. The existing boilers are failing, and installation of new high efficiency condensing boilers will improve overall building performance and reduce the building's gas usage.
- B. Recommended Action:** Staff recommends authorization of the Managing Director to enter into a contract with Reliable Plumbing & Heating Company in the amount of \$132,984, pending IDOT concurrence. IDOT concurrence to award this contract has been requested.
- C. Prior Trustee Action:** None.
- D. Summary:** On February 23, 2017, the District opened bids for the Illinois Terminal Boiler Replacement Project. Five bids were received. The low bid is considered non-responsive because DBE paperwork was not included. The second low bid, submitted by Reliable Plumbing & Heating in the amount of \$132,984, is considered responsive and responsible based on advice from the District's Legal Counsel. Reliable Plumbing & Heating did not meet the DBE goal for the project but did include acceptable Good Faith Efforts. The independent cost estimate for this project is \$170,200.
- E. Background:** The existing boilers at Illinois Terminal are seventeen years old and failing. Two of the four boilers are currently non-operational. The replacement boilers are high efficiency condensing boilers with modulating turndown burners. The new boilers will be sealed combustion type and will have a much smaller footprint compared to the existing boilers. The new boilers will supply the required amount of heat into the system at a more even rate. The integrated control panel on the new boilers will sequence boiler operation and will operate the boilers in a lead/lag arrangement based on runtime hours. Given the historical load on the building and the extremely high efficiency of condensing-type boilers, the boiler size can be reduced by approximately 33% while providing redundancy.
- F. Alternatives – advantages/disadvantages:** Authorizing the Managing Director to enter into a contract with Reliable Plumbing & Heating Company, pending IDOT concurrence, allows the District to move forward with the Illinois Terminal Boiler Replacement Project. If authorization is not provided, this would prevent the District from completing the project within the time period required by the Fiscal Year 2017 Downstate Operating Assistance Program (DOAP) budget.
- G. Budget & Staffing Impacts:** This project will be funded with 65% (\$86,440) state funds through the Illinois Downstate Operating Assistance Program (DOAP) and 35% (\$46,544) local funds.

BID TABULATION

Project: Illinois Terminal Boiler Replacement

Architect/Engineer: GHR Engineers and Associated, Inc.

Bid Opening: February 23, 2017 2:00 PM

Independent Cost Estimate: \$170,200

Bidder	Addendum 1	Addendum 2	Base Bid Amount	Performance Bond	IDOT Requirements	DBE
Mechanical Inc.	✓	✓	\$129,970	✓	X	No paperwork provided
Reliable Plumbing & Heating Company	✓	✓	\$132,984	✓	✓	0% DBE participation Good Faith Efforts included
A&R Mechanical	✓	✓	\$176,900	✓	✓	9.25% DBE participation
Davis-Houk Mechanical, Inc.	✓	✓	\$192,000	✓	✓	5% DBE participation
EL Pruitt	✓	✓	\$197,500	✓	✓	4.15% DBE participation

Signature of authorized official of the Champaign-Urbana Mass Transit District:

Jane Sullivan, Grant Manager



Date

3/17/2017



To: Board of Trustees
From: Jane Sullivan, Grant Manager/Sustainability Planner
Date: March 28, 2017
Subject: Approval of Illinois Terminal HVAC Control System Upgrade Contract

- A. Introduction** – The District is utilizing Debt Service funds from the FY 2017 Downstate Operating Assistance Program to upgrade Illinois Terminal’s 19-year-old HVAC Control system. The existing system is failing due to age.
- B. Recommended Action:** Staff recommends authorization of the Managing Director to enter into a contract with Alpha Controls & Services in the amount of \$99,975. IDOT concurrence to award this contract was received on January 30, 2017.
- C. Prior Trustee Action:** None.
- D. Summary:** The District determined it necessary to complete this project as a single source procurement. The HVAC control system currently in place at Illinois Terminal was installed in 1998 when the building first opened. Alpha Controls & Services installed and actively maintains this system. It is now necessary to upgrade the system in some areas. If a contractor other than Alpha Controls & Systems completed this project, we will have compatibility issues with the current system. Because of the compatibility requirements and Alpha’s existing knowledge, we feel it would be extremely difficult for another vendor to succeed with this project.
- E. Background:** This project covers the purchase, installation, and configuration of an upgraded HVAC control system for the District’s multi-modal facility, Illinois Terminal. The system will be upgraded from direct digital control (DDC) to a building automation and control network (BACnet). BACnet is a data communication protocol more suitable for Illinois Terminal.
- The District feels that it is necessary to work solely with Alpha Controls & Services for this project. The cost submitted by Alpha Controls & Services appears to be reasonable and in-line with the independent engineer estimate of \$132,000, conducted by GHR Engineering & Associates. This cost is also below the State funding amount for this line item.
- F. Alternatives – advantages/disadvantages:** Authorizing the Managing Director to enter into a contract with Alpha Controls & Services allows the District to move forward with the HVAC Control System Upgrade project. If authorization is not provided, this would prevent the District from completing the project within the time period required by the Fiscal Year 2017 Downstate Operating Assistance Program (DOAP) budget.
- G. Budget & Staffing Impacts:** This project will be funded with 65% (\$64,984) state funds through the Illinois Downstate Operating Assistance Program (DOAP) and 35% (\$34,991) local funds.



To: Board of Trustees
From: Kirk Kirkland, Facilities Director
Date: March 28, 2017
Subject: Approval of Illinois Terminal Elevator Repair

- A. Introduction:** The District needs to replace the in-ground hydraulic cylinder on the south elevator at Illinois Terminal. The cylinder developed a leak, and the elevator has been out of service for the last six weeks.
- B. Recommended Action:** Staff recommends authorizing the Managing Director to execute a contract with Kone Elevator in the amount of \$49,560.00 to replace the cylinder.
- C. Prior Trustee Action:** None
- D. Summary:** Illinois Terminal has two elevators serving four floors including Amtrak, READY school and City View. With one lift inoperable, there have been increased wait times resulting in customer frustration. If the second elevator went out of service, Illinois Terminal would not be in compliance with ADA requirements for accessibility.
- Cylinder Replacement Bid Recap:
- | | | |
|-----------|-------------|-----------|
| Kone | \$49,560.00 | 6-8-Weeks |
| Schindler | \$55,200.00 | 5-7 Weeks |
- Scope is the same with both: secure the cab, remove the oil, remove the cylinder, replace the oil
- Both exclude dealing with underground contamination, replacing the PVC liner if needed, extra drilling if needed
 - Both offer one year warranty against defects in materials and workmanship
 - Kone offers a five-year warranty on the cylinder itself
- E. Background:** At the beginning of February, we were informed that the in-ground cylinder of the south elevator had developed a hydraulic oil leak. The leak is located underground and cannot be repaired. The elevator was taken out of service and has not been used since. We have looked at several options including replacing the elevator with other styles but have determined that replacing the in-ground cylinder is the most cost effective and quickest way to put the elevator back into service.
- F. Alternatives – advantages/disadvantages:** The elevator repair will allow the District to continue to provide access to the upper levels of Illinois Terminal thereby reducing customer wait time and avoiding ADA compliance issues.
- G. Budget & Staffing Impacts:** This repair will be funded with 65% state funds through the Illinois Downstate Operating Assistance Program (DOAP) and 35% local funds. There will be no immediate discernable staffing impact.



To: Board of Trustees
From: Jane Sullivan, Grant Manager/Sustainability Planner
Date: March 28, 2017
Subject: Approval of Storage Area Network & Network Attached Storage Contract

- A. Introduction** – The District is utilizing Debt Service funds from the FY 2017 Downstate Operating Assistance Program to purchase, install, and configure a new Storage Area Network (SAN) and Network Attached Storage (NAS) for the District’s data center.
- B. Recommended Action:** Staff recommends authorization of the Managing Director to enter into a contract with McNutt Consulting Services (MCS) in the amount of \$94,590.29. IDOT concurrence to award this contract was received on January 25, 2017.
- C. Prior Trustee Action:** None.
- D. Summary:** Two systems will be purchased, installed, and configured: one storage area network (SAN) and one network attached storage (NAS). The SAN and NAS make up the backbone of the District’s storage and backup solutions. The existing SAN, used for shared storage, is over 11 years old. Since installation, our storage requirements have grown significantly. The SAN is currently at 91% capacity and growing quickly. The new SAN will offer more storage, better performance, and the ability to store virtual hard drives.

The District’s existing NAS holds critical server backups. As the District’s IT footprint has grown, the existing NAS is no longer meeting the storage requirements for maintaining backups. The new NAS will double our current backup storage capacity.

- E. Background:** The District determined it necessary to completed this project as a single source procurement. MCS is a local company that performs a great deal of Information Technology work for the District. Both the SAN and the NAS are replacements of existing systems that were installed by and are actively maintained by MCS. The SAN will be connected to network servers that were also installed by and are maintained by MCS. Furthermore, the NAS is a replacement of an existing NAS that stores backups using a software suite that was installed by and is maintained by MCS.

Because of the complexity of this deployment and MCS’s existing knowledge of both the existing systems and CUMTD’s overall technology operations, we feel it would be extremely difficult for another vendor to succeed with this project. The data that is being migrated to the new SAN contains critical operational data, sensitive financial information, and personal information of District employees and customers. It is critical to maintain the integrity of this data. This requires a great deal of trust in the vendor that will be accessing the data. The District has worked with MCS for over 18 years building a strong and trusting relationship.

The cost submitted by MCS appears to be reasonable and in-line with comparable distributors. The cost is considered fair and reasonable based on a cost analysis comparing each line item to comparable distributors. The cost is also below the State funding amount for this line item.

- F. Alternatives – advantages/disadvantages:** Authorizing the Managing Director to enter into a contract with MCS allows the District to move forward with the Storage Area Network & Network Attached Storage project. If authorization is not provided, this would prevent the District from completing the project within the time period required by the Fiscal Year 2017 Downstate Operating Assistance Program (DOAP) budget.
- G. Budget & Staffing Impacts:** This project will be funded with 65% (\$61,483.69) state funds through the Illinois Downstate Operating Assistance Program (DOAP) and 35% (\$33,106.60) local funds.



To: Board of Trustees

From: Tracey Pettigrew, Operations Director
Adam Shanks, Safety and Training Director

Date: April 2017

Subject: Approval of a Memorandum of Understanding between the District and the Champaign County Sheriff's Office

- A. Introduction** – The District is attempting to formalize its current verbal emergency response agreement with the Champaign County Sheriff's Office (CCSO) through a written Memorandum of Understanding (MOU).
- B. Recommended Action:** Staff recommends Board authorization for the Managing Director to execute this MOU between the District and CCSO.
- C. Prior Trustee Action:** None.
- D. Summary:** The purpose of this MOU is to identify the roles and responsibilities of the District and CCSO in the event that CCSO requests transportation services due to an emergency or disaster. This document begins the process of developing a detailed agreement describing the specifics of the service needed.
- E. Background:** The District has had a long-standing verbal agreement to assist CCSO if the need should arise due to an emergency. This agreement was never put in written format.
- F. Alternatives – advantages/disadvantages:** Approving this MOU would allow the District to formalize this agreement. If approval is not provided, the District could continue with its current verbal agreement.
- G. Budget & Staffing Impacts:** This agreement will have no impact to the current budget and no staffing impact.

MEMORANDUM OF UNDERSTANDING (MOU)

Between

Champaign County Sheriff's Office (CCSO)

And

Champaign-Urbana Mass Transit District (MTD)

This is an agreement between "Champaign County Sheriff's Office", hereinafter called CCSO and "Champaign-Urbana Mass Transit District", hereinafter called MTD.

I. Purpose & Scope

The purpose of the MOU is to identify the roles and responsibilities of each party as they relate to emergencies, disasters, natural or man-made in the instance that CCSO requests assistance from MTD to provide transportation and other related services while also trying to meeting the needs of its day-to-day operations in Champaign County Area. However, some emergencies may affect the needs of day-to-day operations due to scale and scope of the emergency.

In particular, the Champaign County Emergency Management Agency (CEEMA) falls under the direction and responsibility of the Champaign County Sheriff. CEEMA has direct responsibility for the organization, administration, training and operation of the County organization of emergency services and disasters. In the event of a disaster, coordinates with local EMA throughout the County and all Public Safety Departments to protect the health and safety of persons, protect property and provide emergency assistance to victims.

The intention of this MOU is to establish a continuing relationship between CCSO and MTD. MTD will act as a source for the response and recovery of emergency events from minor emergencies to large-scale disaster type events in the area of Champaign County. MTD will endeavor to satisfy the request should it have the resources available to do so at the time of request.

II. Description

The CCSO and the MTD enter into this MOU in good faith for the provision of transportation services to support transportation to Champaign County in the event of an emergency or disaster. The following is representative of, but not limited to, the principle tasks MTD might be activated to accomplish:

- a. Warming vehicles for individuals displaced by fire or law enforcement activities
- b. Transportation of evacuees from risk-areas to reception centers, shelters or safe havens

- c. Evacuation of special populations from facilities to include, but not limited to nursing homes, long-term care, day care centers, and corrections or jail populations
- d. Transportation of large venue areas due to emergencies such as college or University campus
- e. Returning of evacuees from safe havens to their residences (re-entry).

III. Deployment Activity

This agreement may be activated only by notifications by METCAD, the consolidated dispatch center, or in large emergencies by the Champaign County Sheriff's designee. Deployment activation, pursuant to the MOU, may occur at any time, day or night, including weekends and holidays; including 24/7 continuous service. MTD is responsible for designating 24/7 point of contact for services.

Upon acceptance of deployment, MTD will dispatch the resource(s) and personnel to support the emergency. MTD will endeavor to satisfy CCSO's or its designee's request should it have the resource or resources available to do so at the time of the request in accordance with the aforementioned statement.

IV. It is mutually understood and agreed by and between the parties that:

Any service provided by MTD will be performed in a manner that is in the best interest of Champaign County, as determined jointly between CCSO and MTD; with each party understanding that MTD will strive to assist CCSO during an emergency or disaster while continuing to meet the needs of its customers throughout the county.

MTD will comply with requirements of Title 37-B Occupational Safety and Health Administration (OSHA) Standards, provide adequate liability coverage for services performed and any other state requirements not mentioned as directed by CCSO.

V. Hold Harmless/Indemnification

1. MTD will hold harmless and indemnify CCSO against any and all claims for damages, including but not limited to all costs of defense, including attorney fees, all personal injury or wrongful death claims, all worker's compensation claims, or other on the job injury claims arising in any way whatsoever from transportation of the public, including individuals with access and function needs, special populations; during an emergency or disaster or re-entry to their residence (s) or safe haven.
2. CCSO shall indemnify and hold harmless MTD from any and all claims, actions, suits, proceedings, costs, expenses, judgments, damages and liabilities, including attorney's fees, arising out of, connected with or resulting from personal injury or property damage suffered by CCSO's officers, employees, or agents.

VI. Funding

This MOU does not include the reimbursement of funds between two parties. The parties may negotiate a fee for long-term services in “Federal Declared Disasters” if a high level of service is requested by CCSO.

VII. Effective Date and Signature

This MOU shall be effective upon the signature of CCSO and MTD authorized officials unless modified in writing by mutual consent of both parties or terminated by any party upon a 30-day advance written notice to the other. It shall be in force from the date of signing and continue annually until amended or terminated by either party.

CCSO and MTD indicate agreement with the MOU by their signatures.

Champaign County Sheriff’s Office

Champaign-Urbana Mass Transit District

Dan Walsh, Sheriff

Karl P. Gnadt, Managing Director

Date:____/____/_____

Date:____/____/_____