



CHAMPAIGN-URBANA MASS TRANSIT DISTRICT BOARD MEETING AGENDA

Wednesday, September 30, 2020 – 3:00 p.m.

Board of Trustees:

Dick Barnes
Linda Bauer
Margaret Chaplan – Vice Chair
Tomas Delgado

Bradley Diel - Chair
Phil Fiscella
Bruce Hannon

Advisory Board:

Lowa Mwilambwe/Marty Paulins
Emily Hutchison

In accordance with Governor Pritzker's Executive Order 2020-07 (COVID-19 Executive Order No. 5) which temporarily suspends the requirement of the Illinois Open Meetings Act requiring in-person attendance by members of a public body, this meeting will be held using a virtual meeting platform:

Streamed live on YouTube accessible in two ways:

- <https://youtu.be/P3Pz4GTumLs>
- MTD's website <https://mtd.org/inside/board/meetings/2020/September-30-2020/>

The video/audio will also be posted to the website www.mtd.org after the meeting.

Public Comment Modifications

Since the Board meeting will not be open to the public due to Governor Pritzker's social distancing requirements, comments may be emailed to public@mtd.org. They will be read aloud in the Audience Participation portion of the meeting in the order that they were received. Email submissions will be accepted until the time reserved for Audience Participation is over. Each comment will be limited to 5 minutes.

Pages

1. Call to Order
2. Roll Call
3. Approval of Agenda
4. Audience Participation
5. Approval of Minutes
 - A. Board Meeting (Open Session) – August 26, 2020 1-3
6. Communications
7. Reports
 - A. Managing Director
 - 1) Operating Notes 4-6
 - 2) Ridership Data 7-8
 - 3) Route Performance 9-12
 - 4) District Operating Revenue/Expenses 13
 - 5) Illinois Terminal Operating Revenue/Expenses 14
 - 6) Statistical Summary 15
 - 7) Budget Analysis 16-24
 - 8) Accounts Payable/Check Disbursements 25-31
 - 9) Morgan Stanley Statement 32-37



CHAMPAIGN-URBANA MASS TRANSIT DISTRICT BOARD MEETING
AGENDA

Wednesday, September 30, 2020 – 3:00 p.m.

Page 2

	Pages
8. Action Items	
A. Champaign County Area Rural Transit System (C-CARTS) Vehicle Lease Agreement	38-49
B. Picture Perfect Technologies Contract for Board Meeting Audio/Visual Upgrade	50-51
9. Next Meeting	
A. Regular Board of Trustees Meeting – Wednesday, October 28, 2020 – 3:00 p.m. – Location and format to be determined	
10. Adjourn into Closed Session to Consider Litigation which is Probable or Imminent against MTD followed by Adjournment	



Champaign-Urbana Mass Transit District (MTD) Board of Trustees Meeting

MINUTES – SUBJECT TO REVIEW AND APPROVAL

DATE: Wednesday, August 26, 2020

TIME: 3:00 p.m.

PLACE: This meeting was held electronically in accordance with the Governor's Executive Orders and social distancing requirements.

The video of this meeting can be found at:

www.mtd.org/inside/board/meetings/

Trustees:

Present	Absent
Dick Barnes	
Linda Bauer	
Margaret Chaplan (Vice-Chair)	
Tomas Delgado	
Bradley Diel (Chair)	
	Phil Fiscella
Bruce Hannon	

Advisory Board:

Present	Absent
Marty Paulins	

MTD Staff: Karl Gnadt (Managing Director), Amy Snyder (Chief of Staff), Jane Sullivan (Grants & Governmental Affairs Director), Michelle Wright (Finance Director), Dan Saphiere (Analyst/Planner), Fred Stavins (Counsel), Beth Brunk (Clerk)

Others Present:

MINUTES

1. Call to Order

Chair Diel called the meeting to order at 3:01 p.m.

2. Roll Call

A verbal roll call was taken, and a quorum was declared present.

3. Approval of Agenda

MOTION by Ms. Chaplan to approve the agenda as distributed; seconded by Mr. Barnes.

Roll Call:

Aye (5) –Barnes, Bauer, Chaplan, Delgado, Diel

Nay (0)

MOTION CARRIED unanimously.

1 4. Audience Participation

2 Since the Board meeting was not open to the public due to Governor Pritzker's social
3 distancing requirements, comments can be emailed to public@mtd.org.

4
5 No comments were received.

6
7 5. Approval of Minutes

8 A. *Regular Board Meeting – July 29, 2020*

9
10 MOTION by Ms. Chaplan to approve the minutes of the July 29, 2020 MTD Board meeting as
11 distributed; seconded by Ms. Bauer.

12
13 Roll Call:

14 Aye (5) –Barnes, Bauer, Chaplan, Delgado, Diel

15 Nay (0)

16 MOTION CARRIED unanimously.

17
18 6. Communications

19 None

20
21 7. Reports

22 A. Managing Director

23 Mr. Gnadt reviewed July statistics. Ridership declined 46.82% from last year due to the
24 pandemic. The Ridership Comparison chart is probably inaccurate as it is very difficult for
25 Operators to categorize passengers boarding at the rear door with no fare collection. Bus
26 service on the street was reduced from 5:00 a.m. to 1:00 a.m. to accommodate a smaller pool
27 of Operators. Some Drivers had to reduce their availability because their children are staying
28 home from schools and childcare facilities to reduce the spread of COVID-19.

29
30 Mass Transit Magazine selected Jane Sullivan as one of their annual prestigious "40 under 40"
31 awardees. Dan Saphiere, newly hired analyst/planner at MTD, gave a brief introduction to the
32 Board. In accordance with the Governor's Executive Order and Champaign County Public
33 Health District, passengers on a bus are required to wear a mask. Operators have masks to
34 offer riders that do not have one.

35
36 8. Action Item

37 A. Contract for Administration Facility Remodel

38 MTD would like to expand their office space at the Administration/Operations Facility at 1101
39 East University Avenue in Urbana. Staff increases in past years have required employees to be
40 very close to one another in workspaces. Since the Administration Building has vacant space
41 that is currently unleased, MTD would like to take a portion of that space to add to their current
42 office footprint. In a competitive bid process, F.H. Paschen was the lowest, responsible bidder
43 at \$1,053,000. This project is funded by 80% federal and 20% local money. Ms. Bauer
44 commented that this is a good idea considering the importance of social distancing.

45
46 MOTION by Mr. Barnes to authorize the Managing Director to execute a contract with F.H.
47 Paschen for \$1,053,000 to remodel space at MTD's Administration/Operations Facility at 1101
48 East University in Urbana; seconded by Ms. Chaplan.

49
50 Roll Call:

51 Aye (6) –Barnes, Bauer, Chaplan, Delgado, Diel, Hannon

52 Nay (0)

1 The MOTION CARRIED unanimously.
2

3 **9. Next Meeting**

4 A. Regular Board of Trustees Meeting – Wednesday, September 30, 2020 – 3:00 p.m. – Location
5 and format to be determined
6

7 **10. Adjournment**

8 Mr. Diel adjourned the meeting at 3:20 p.m.
9

10 Submitted by:

11
12
13 _____
14 Clerk
15

16
17 Approved:

18
19
20 _____
21 Board of Trustees Chair



Champaign-Urbana Mass Transit District

MTD MISSION

Leading the way to greater mobility

MTD VISION

MTD goes beyond traditional boundaries to promote excellence in transportation.

MTD MANAGING DIRECTOR OPERATING NOTES

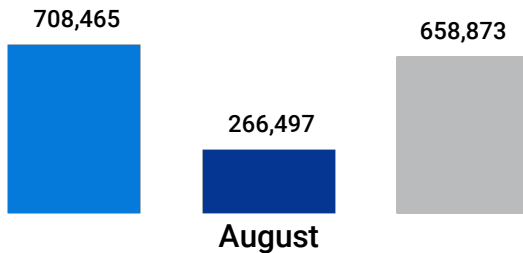
September, 2020

RIDERSHIP

Monthly Ridership

■ FY2020
■ FY2021
■ 5 Year Average

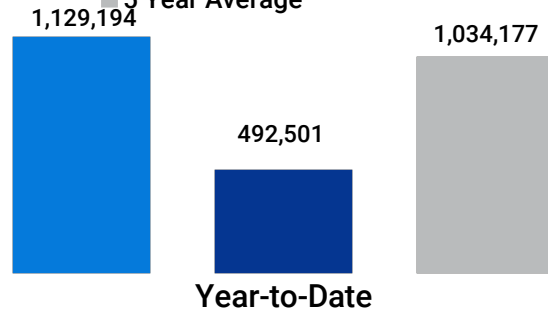
↓ -62.38%
↓ -59.55%



Year-to-Date Ridership

■ FY2020
■ FY2021
■ 5 Year Average

↓ -56.38%
↓ -52.38%



August ridership dropped 62.4% compared to last year at 266,497 versus 708,465 last August. Community routes slightly increased in ridership compared to last month, but the greatest gains were on campus and hopper routes. Our pared back fall service allowed us to slightly increase productivity compared to last month (from 11.1 boardings/hour in July to 12.7 in August). Weekday loads generally increase until around 2:00P then start dropping off, especially after 7:00P. The largest loads this month were on northbound Yellows, one trip in the evening on Friday, August 21st hit 47 passengers and another on Saturday evening (Aug. 29) reached 49 passengers - on 60' articulated buses.

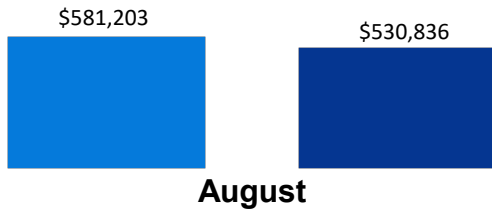
The most utilized routes this month were the Yellow (21,800 boardings), Green (21,000), Grey (18,000), and Red (16,800) routes. Passengers per hour are about half of what they were last year but have grown over the past two months. The Orange Hopper (5,600 boardings) and Green Hopper (14,800 boardings) each averaged 20.1 passengers per hour, closely followed by the Lavender at 19.3 boardings per hour, Yellow at 19, and Grey at 18.8.

MCORE construction at Springfield & Wright (curb replacement) is the last stage of Project 4 construction and affected several community (1,2,4,5,9, 100,20,50) and campus (12,13,22, 120,130,220) routes. Project 5 on Green Street is underway. This reroutes all variants of the 5 Green route to Main/Springfield between Lincoln and Race, Project 5 aims to finish by the end of the calendar year. Campus move-in this year led to westbound closure on Peabody, affecting westbound Blue, eastbound Navy and northbound Illini for five days. Overall this was much less disruptive than last year's move-in (10 reroutes, usually in both directions).

OPERATING REVENUE

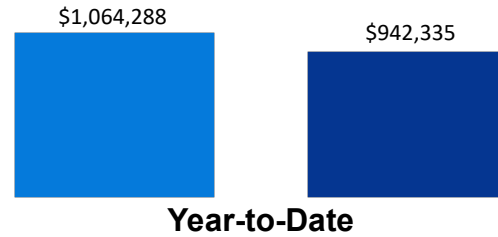
Monthly Operating Revenue

■ FY2020 ■ FY2021



Year-to-Date Operating Revenue

■ FY2020 ■ FY2021

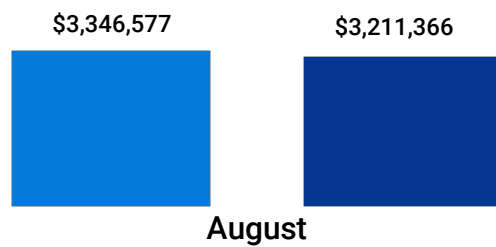


August, 2020 operating revenue was 8.70% below August, 2019, and year-to-date operating revenue was 11.50% below FY2020.

OPERATING EXPENSES

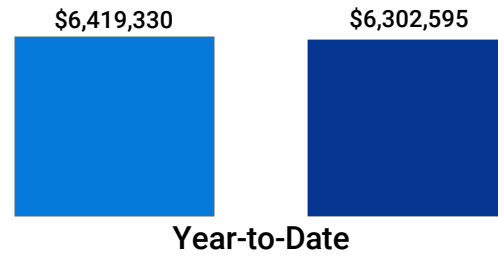
Monthly Operating Expenses

■ FY2020 ■ FY2021



Year-to-Date Operating Expenses

■ FY2020 ■ FY2021

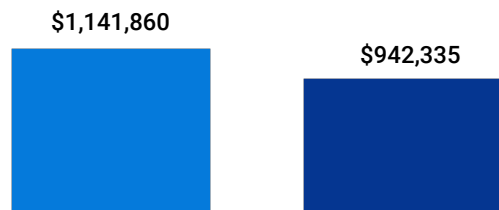


August operating expenses were 4.00% below August, 2019. Year-to-date operating expenses were 1.80% below FY2020.

YEAR-TO-DATE REVENUE & EXPENSES

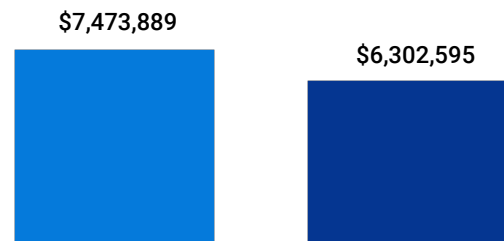
FY 2020 Operating Revenue Budget vs Actual

■ Budget ■ Actual



FY 2020 Operating Expenses Budget vs Actual

■ Budget ■ Actual



Year-to-date operating revenues are \$199,525 below budget while operating expenses are \$1,171,294 under budget.

MANAGING DIRECTOR'S NOTES

* September 10, 2020 was the launch day for the National Environmental Policy Act (NEPA) public input for the Illinois Terminal Expansion Project at The Yards. Materials on the project are available for viewing at [ITETheYards.com](https://www.itetheyards.com). Members of the public will be able to submit their comments and questions until October 10, 2020.

* MTD donated a 40-foot bus to Carle Foundation Hospital to be used as a Mobile Market. The Mobile Market launched on September 2, 2020. From Carle: "Because of this gift we'll be able to provide low-income neighborhoods with better access to healthy foods". This 2003 MTD bus was replaced with one of the new hybrids purchased this year.

* The Saferides area of operation is expanding to include north Lincoln after 1:00A. This is a response to fixed route service ending at 1:00A. There are large numbers of UIUC students that live in the apartment complexes on north Lincoln, so it was important to provide a means for students to return to their homes.

* Unfortunately, another casualty of the pandemic is our lease with Greyhound. Severe financial constraints caused by COVID-19 have forced Greyhound to convert their Illinois Terminal location to an e-stop. This means they will no longer lease space for ticket sales or baggage handling. Riders will have to buy their tickets online. Of course, everyone hopes that ridership will return in the future and that they can consider reopening a sales counter, but only time will tell.

* The University of Illinois reached out to see if we could help move COVID-19 positive or exposed students into quarantine or isolation. Operations has been planning on how we could accomplish this safely and working with the Maintenance team to make necessary modifications to buses. Operations put out the call for volunteers that would be comfortable getting fitted for a respirator and driving these students. Well over 40 Operators volunteered. We will be ready to act if the University decides to move forward.

* In mid-September, staff participated in the International Zero Emission Bus Conference (virtually) - the premier event for industry experts to share case studies, new research, and future plans for electrification. I personally joined a panel for the "Battery vs. Fuel Cell Electric Solutions" debate. Of course, I was on the Fuel Cell team - and we won. ;)

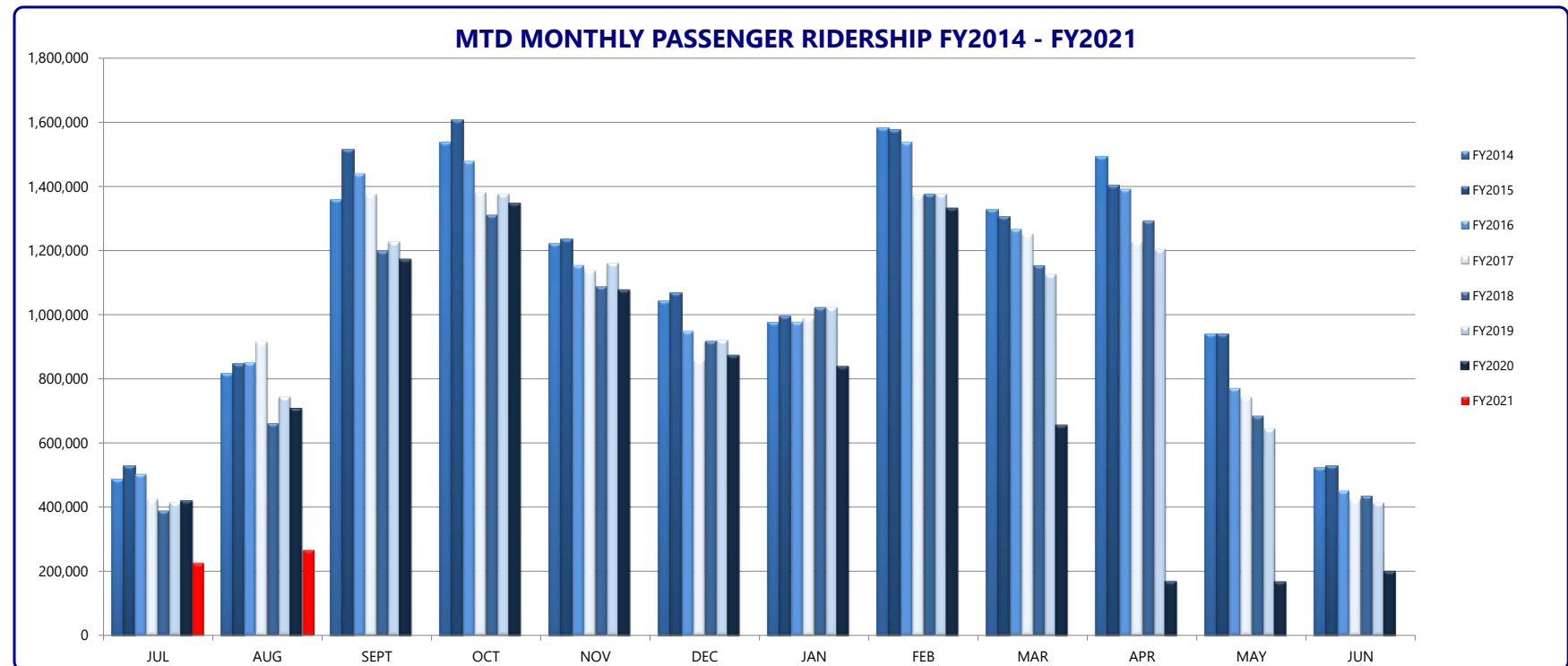
Champaign-Urbana Mass Transit District

Fiscal-Year-to-Date Ridership Comparison

	Aug-20	Aug-19	Change	FY21 YTD	FY20 YTD	% Change
Adult Rides	26,972	42,252	-36.2%	62,345	80,004	-22.1%
School Rides	964	25,225	-96.2%	1,516	27,712	-94.5%
DASH/Senior - E & D Rides	6,767	53,916	-87.4%	15,785	105,082	-85.0%
U of I Faculty/Staff Rides	3,269	31,029	-89.5%	5,526	50,036	-89.0%
Annual Pass	6,249	48,517	-87.1%	17,796	93,246	-80.9%
U of I Student Rides	217,724	459,200	-52.6%	379,273	676,682	-44.0%
All Day Passes	111	596	-81.4%	3	993	-99.7%
Transfers	273	12,623	-97.8%	747	24,857	-97.0%
Saferides	66	259	-74.5%	66	259	-74.5%
West Connect	84	9	833.3%	176	9	1855.6%
Monthly Pass	2,157	21,645	-90.0%	5,510	44,817	-87.7%
Veterans Pass	279	3,870	-92.8%	566	7,574	-92.5%
Total Unlinked Passenger Ride	264,915	699,141	-62.1%	489,309	1,111,271	-56.0%
Half-Fare Cab Subsidy Rides	131	1,294	-89.9%	251	2,534	-90.1%
ADA Rides	1,451	8,030	-81.9%	2,941	15,389	-80.9%
TOTAL	266,497	708,465	-62.4%	492,501	1,129,194	-56.4%

	Aug-20	Aug-19
Weekdays	21	22
UI Weekdays	6	6
Saturdays	5	5
UI Saturdays	1	2
Sundays	5	4
UI Sundays	2	1
Champaign Schools Days	0	12
Urbana School Days	5	8
Holidays	0	0
Average Temperature	72	72
Total Precipitation	1.56	1.95
Average Gas Price	\$2.26	\$2.57

	FY2014	FY2015	FY2016	FY2017	FY2018	FY2019	FY2020	FY2021
JUL	487,363	529,018	503,481	424,915	389,398	415,476	420,729	226,004
AUG	817,249	848,165	851,098	914,496	661,178	743,728	708,465	266,497
SEPT	1,358,928	1,514,019	1,439,491	1,375,803	1,197,928	1,226,527	1,172,335	
OCT	1,538,309	1,606,340	1,478,275	1,380,990	1,310,380	1,375,516	1,346,402	
NOV	1,223,026	1,236,071	1,153,897	1,137,573	1,087,343	1,160,184	1,076,993	
DEC	1,044,064	1,068,608	949,030	857,837	917,782	920,718	873,429	
JAN	975,863	996,469	977,223	989,700	1,022,713	1,022,403	838,969	
FEB	1,582,330	1,576,687	1,537,540	1,371,778	1,375,553	1,375,560	1,331,716	
MAR	1,327,336	1,305,425	1,266,676	1,251,352	1,153,015	1,125,644	656,224	
APR	1,492,613	1,402,475	1,391,286	1,228,127	1,292,424	1,203,603	169,747	
MAY	939,758	940,147	770,860	742,253	684,678	645,383	168,484	
JUN	522,493	528,360	451,663	424,219	435,993	414,421	201,092	
TOTAL	13,309,332	13,551,784	12,770,520	12,099,043	11,528,385	11,629,163	8,964,585	492,501



Route Performance Report

August 2020

Weekdays

	Passengers	Revenue Hours	Passengers Per Revenue Hour	Revenue Hour Performance Comparison +	Revenue Miles	Passengers Per Revenue Mile	Revenue Mile Performance Comparison +
Daytime Campus Fixed Route	34,332	2,723.70	12.60		31,538.96	1.09	
1 Yellow Hopper	5,805	580.97	9.99	0.79	6,994.22	0.83	0.76
10 Gold Hopper	5,803	439.48	13.20	1.05	5,297.37	1.10	1.01
12 Teal	7,184	588.45	12.21	0.97	6,288.29	1.14	1.05
13 Silver	6,326	444.67	14.23	1.13	5,484.69	1.15	1.06
21 Raven	1,603	200.27	8.00	0.64	2,111.07	0.76	0.70
22 Illini	7,611	469.87	16.20	1.29	5,363.34	1.42	1.30
Daytime Community Fixed Route	150,271	9,716.52	15.47		138,042.90	1.09	
1 Yellow	21,778	1,159.06	18.79	1.21	15,946.94	1.37	1.25
2 Red	16,752	1,090.01	15.37	0.99	14,367.65	1.17	1.07
3 Lavender	10,048	521.07	19.28	1.25	6,983.26	1.44	1.32
4 Blue	3,390	528.16	6.42	0.42	7,033.01	0.48	0.44
5 Green	20,920	1,167.10	17.92	1.16	15,446.92	1.35	1.24
5 Green Express	1,313	86.50	15.18	0.98	1,301.10	1.01	0.93
5 Green Hopper	14,763	701.36	21.05	1.36	9,421.30	1.57	1.44
6 Orange	11,940	423.83	28.17	1.82	5,459.13	2.19	2.01
6 Orange Hopper	5,571	167.92	33.18	2.15	1,976.39	2.82	2.59
7 Grey	18,036	574.12	31.42	2.03	7,951.17	2.27	2.08
8 Bronze	1,279	319.58	4.00	0.26	4,770.01	0.27	0.25
9 Brown	9,400	1,073.88	8.75	0.57	15,295.73	0.61	0.56
10 Gold	9,220	819.00	11.26	0.73	11,768.78	0.78	0.72
11 Ruby	144	112.58	1.28	0.08	2,141.64	0.07	0.06
14 Navy	2,631	442.37	5.95	0.38	8,433.63	0.31	0.29
16 Pink	3,086	530.00	5.82	0.38	9,746.23	0.32	0.29

* The Percent of Group Ridership shows how the ridership for the route compares to the group

+ Performance Comparison shows each Route's Passengers Per Revenue Hour or Mile compared to the Route Group's average. Routes that are continually above 1.5 or below 0.5 may need to be examined as they are not performing within the Group Standards.

	Passengers	Revenue Hours	Passengers Per Revenue Hour	Revenue Hour Performance Comparison +	Revenue Miles	Passengers Per Revenue Mile	Revenue Mile Performance Comparison +
Evening Campus Fixed Route	5,864	510.72	11.48		6,148.86	0.95	
120 Teal	2,016	200.50	10.05	0.88	2,336.00	0.86	0.90
130 Silver	1,311	119.47	10.97	0.96	1,500.18	0.87	0.92
220 Illini	2,537	190.75	13.30	1.16	2,312.68	1.10	1.15
Evening Community Fixed Route	22,194	1,530.77	14.50		22,295.37	1.00	
50 Green	4,860	346.78	14.01	0.97	4,985.21	0.97	0.98
50 Green Hopper	3,816	233.45	16.35	1.13	3,214.13	1.19	1.19
70 Grey	6,063	205.90	29.45	2.03	2,921.51	2.08	2.08
100 Yellow	5,857	514.85	11.38	0.78	7,110.22	0.82	0.83
110 Ruby	835	73.48	11.36	0.78	1,225.71	0.68	0.68
180 Lime	763	156.30	4.88	0.34	2,838.58	0.27	0.27
Total	212,661	14,481.71	14.68		198,026.09	1.07	

* The Percent of Group Ridership shows how the ridership for the route compares to the group

+ Performance Comparison shows each Route's Passengers Per Revenue Hour or Mile compared to the Route Group's average. Routes that are continually above 1.5 or below 0.5 may need to be examined as they are not performing within the Group Standards.

Route Performance Report

August 2020

Weekends

	Passengers	Revenue Hours	Passengers Per Revenue Hour	Revenue Hour Performance Comparison +	Revenue Miles	Passengers Per Revenue Mile	Revenue Mile Performance Comparison +
Saturday Daytime							
Campus Fixed Route	3,759	233.77	16.08		2,765.09	1.36	
120 Teal	1,622	118.17	13.73	0.85	1,284.49	1.26	0.93
130 Silver	1,422	67.25	21.14	1.31	845.99	1.68	1.24
220 Illini	715	48.35	14.79	0.92	634.61	1.13	0.83
Saturday Daytime							
Community Fixed Route	20,326	1,074.50	18.92		15,246.00	1.33	
20 Red	2,127	162.45	13.09	0.69	2,102.96	1.01	0.76
30 Lavender	1,664	108.42	15.35	0.81	1,678.62	0.99	0.74
50 Green	4,654	226.72	20.53	1.09	2,959.81	1.57	1.18
70 Grey	4,898	94.22	51.99	2.75	1,265.35	3.87	2.90
100 Yellow	4,932	282.96	17.43	0.92	3,867.38	1.28	0.96
110 Ruby	1,373	94.98	14.46	0.76	1,586.57	0.87	0.65
180 Lime	678	104.75	6.47	0.34	1,785.31	0.38	0.28
Saturday Evening							
Campus Fixed Route	2,028	132.40	15.32		1,564.79	1.30	
120 Teal	422	51.23	8.24	0.54	559.54	0.75	0.58
130 Silver	559	34.17	16.36	1.07	428.68	1.30	1.01
220 Illini	1,047	47.00	22.28	1.45	576.57	1.82	1.40
Saturday Evening							
Community Fixed Route	4,736	364.20	13.00		5,123.56	0.92	
50 Green	985	81.43	12.10	0.93	1,133.10	0.87	0.94
50 Green Hopper	535	50.00	10.70	0.82	658.39	0.81	0.88
70 Grey	1,341	53.28	25.17	1.94	719.93	1.86	2.02
100 Yellow	1,614	125.82	12.83	0.99	1,697.84	0.95	1.03
110 Ruby	106	16.00	6.63	0.51	266.75	0.40	0.43
180 Lime	155	37.67	4.12	0.32	647.55	0.24	0.26

* The Percent of Group Ridership shows how the ridership for the route compares to the group

+ Performance Comparison shows each Route's Passengers Per Revenue Hour or Mile compared to the Route Group's average. Routes that are continually above 1.5 or below 0.5 may need to be examined as they are not performing within the Group Standards.

	Passengers	Revenue Hours	Passengers Per Revenue Hour	Revenue Hour Performance Comparison +	Revenue Miles	Passengers Per Revenue Mile	Revenue Mile Performance Comparison +
Sunday Daytime Campus Fixed Route	3,147	179.42	17.54		2,130.19	1.48	
120 Teal	1,123	85.92	13.07	0.75	934.58	1.20	0.81
130 Silver	1,455	54.42	26.74	1.52	684.46	2.13	1.44
220 Illini	569	39.08	14.56	0.83	511.15	1.11	0.75
Sunday Daytime Community Fixed Route	8,904	551.66	16.14		8,015.69	1.11	
30 Lavender	1,229	90.28	13.61	0.84	1,395.63	0.88	0.79
70 Grey	3,901	176.98	22.04	1.37	2,387.65	1.63	1.47
100 Yellow	3,370	208.74	16.14	1.00	2,857.29	1.18	1.06
180 Lime	404	75.65	5.34	0.33	1,375.11	0.29	0.26
Sunday Evening Campus Fixed Route	1,505	81.60	18.44		954.36	1.58	
120 Teal	337	27.93	12.06	0.65	300.60	1.12	0.71
130 Silver	438	19.77	22.16	1.20	246.59	1.78	1.13
220 Illini	730	33.90	21.53	1.17	407.16	1.79	1.14
Sunday Evening Community Fixed Route	359	31.30	11.47		440.31	0.82	
50 Green	207	10.27	20.16	1.76	130.56	1.59	1.94
100 Yellow	152	21.03	7.23	0.63	309.75	0.49	0.60
Total	44,764	2,648.84	16.90		36,239.99	1.24	

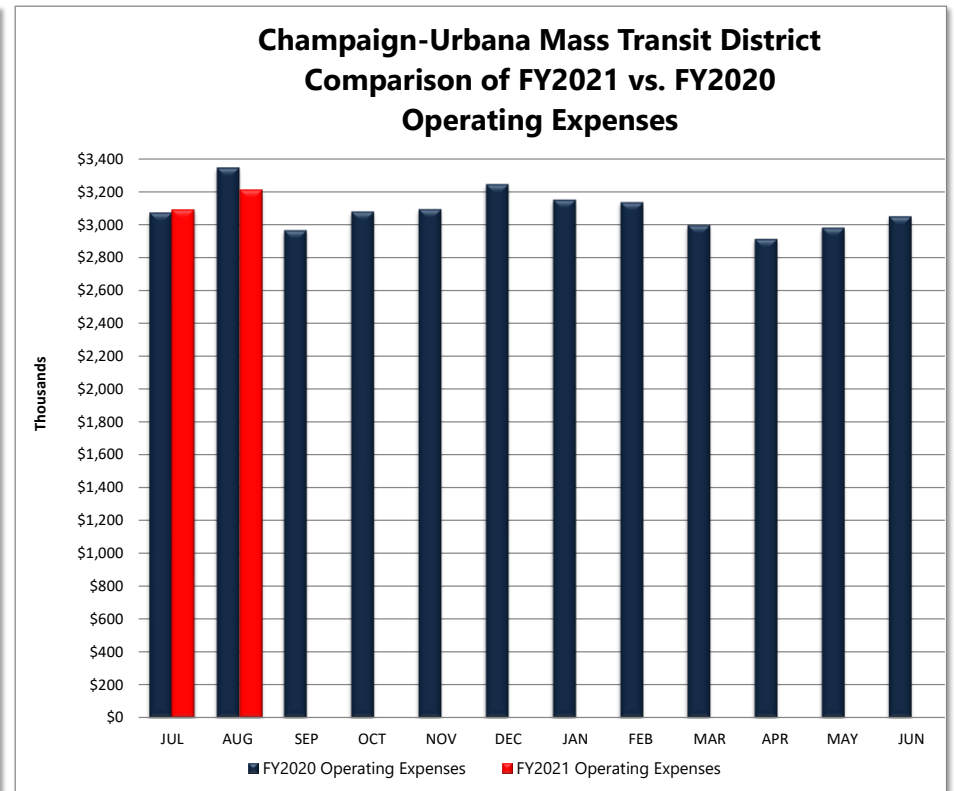
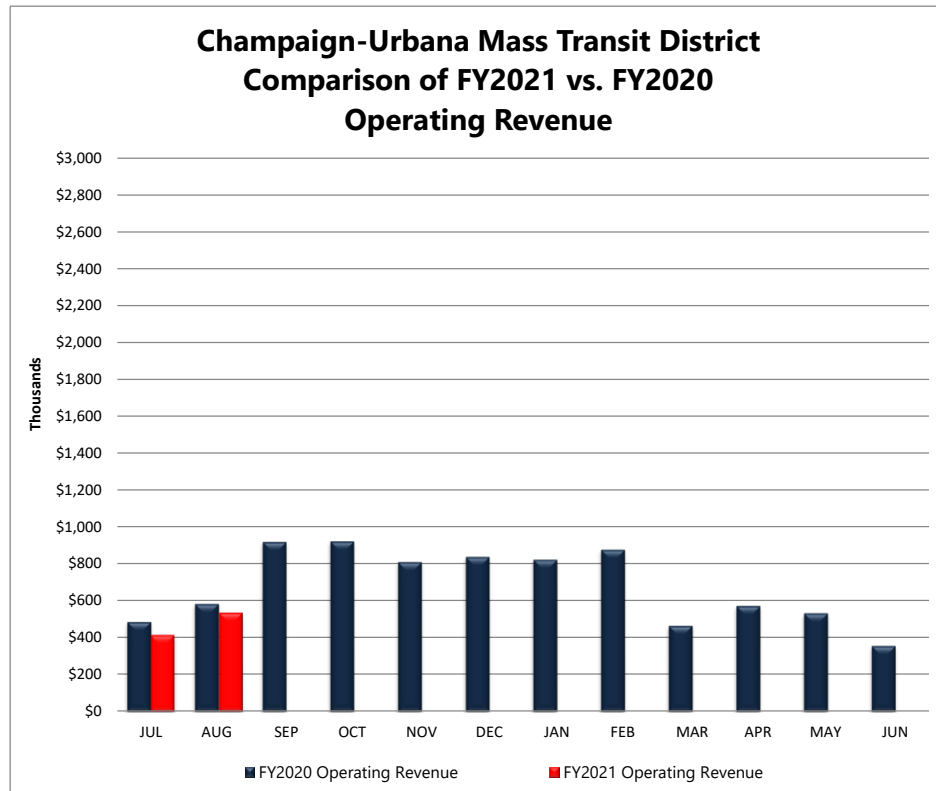
* The Percent of Group Ridership shows how the ridership for the route compares to the group

+ Performance Comparison shows each Route's Passengers Per Revenue Hour or Mile compared to the Route Group's average. Routes that are continually above 1.5 or below 0.5 may need to be examined as they are not performing within the Group Standards.

Champaign-Urbana Mass Transit District
Comparison of FY2021 vs FY2020 Revenue and Expenses

September 23, 2020

	JUL	AUG	SEP	OCT	NOV	DEC	JAN	FEB	MAR	APR	MAY	JUN
FY2020 Operating Revenue	\$483,085	\$581,203	\$916,591	\$919,796	\$807,845	\$836,133	\$821,039	\$874,336	\$463,300	\$571,230	\$531,007	\$354,527
FY2021 Operating Revenue	\$411,499	\$530,836										
FY2020 Operating Expenses	\$3,072,753	\$3,346,577	\$2,965,460	\$3,079,133	\$3,092,906	\$3,245,870	\$3,151,004	\$3,135,289	\$2,996,411	\$2,912,283	\$2,981,602	\$3,049,481
FY2021 Operating Expenses	\$3,091,230	\$3,211,366										
FY2020 Operating Ratio	15.72%	17.37%	30.91%	29.87%	26.12%	25.76%	26.06%	27.89%	15.46%	19.61%	17.81%	11.63%
FY2021 Operating Ratio	13.31%	16.53%										



Champaign-Urbana Mass Transit District

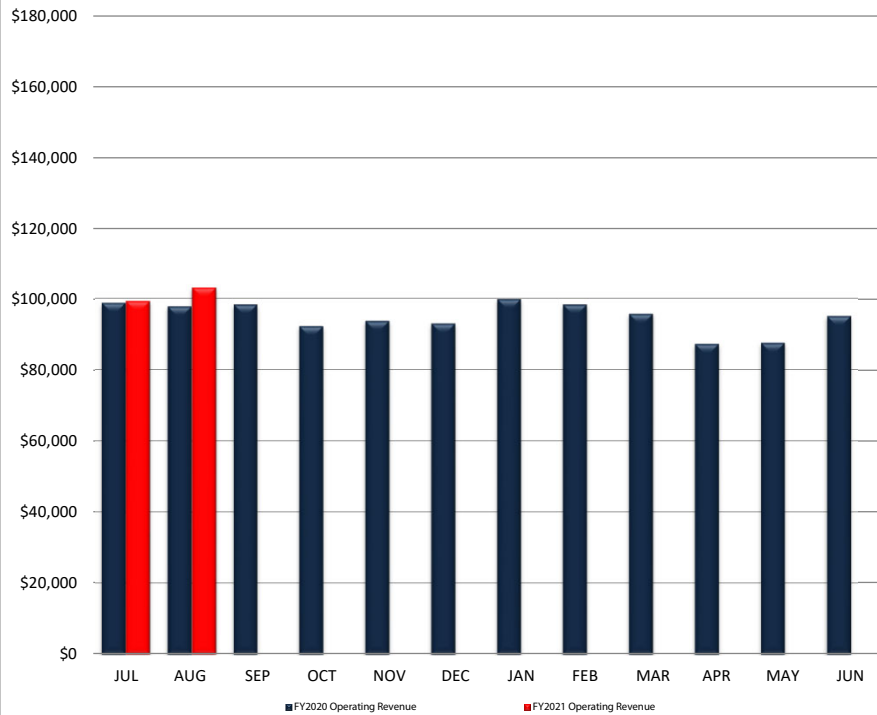
Illinois Terminal

Comparison of FY2021 vs FY2020 Revenue and Expenses

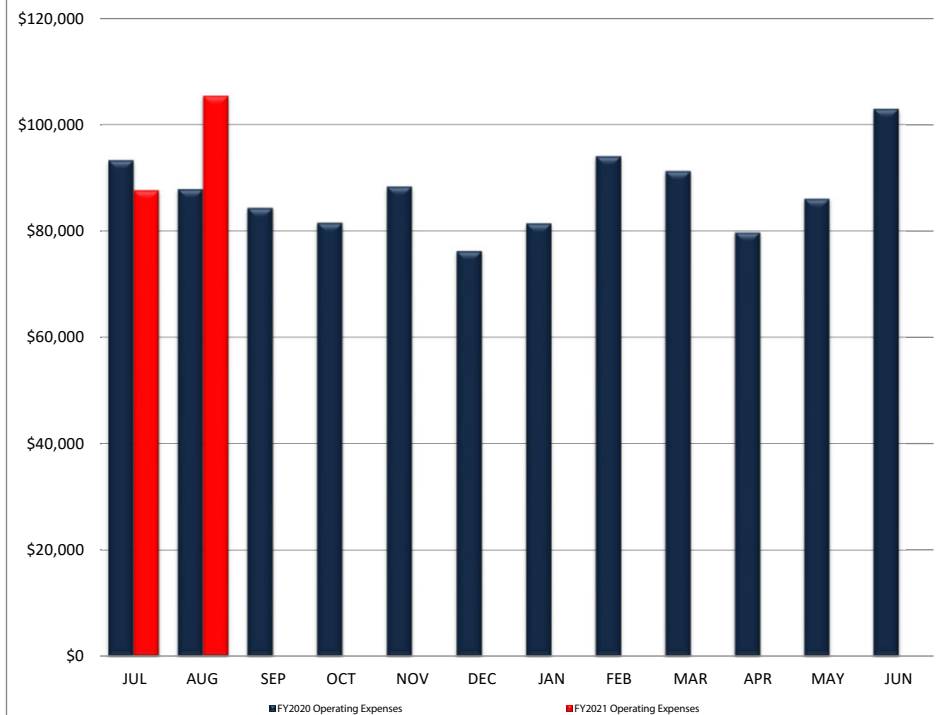
September 22, 2020

	JUL	AUG	SEP	OCT	NOV	DEC	JAN	FEB	MAR	APR	MAY	JUN	Last 12 Months
FY2020 Operating Revenue	\$98,643	\$97,691	\$98,255	\$92,150	\$93,576	\$92,884	\$99,758	\$98,215	\$95,559	\$87,198	\$87,430	\$94,933	Revenue
FY2021 Operating Revenue	\$99,240	\$102,981											\$1,142,178
FY2020 Operating Expenses	\$93,298	\$87,910	\$84,314	\$81,550	\$88,381	\$76,275	\$81,457	\$94,030	\$91,245	\$79,763	\$86,085	\$102,976	Expenses
FY2021 Operating Expenses	\$87,571	\$105,427											\$1,059,074
FY2020 Operating Ratio	105.7%	111.1%	116.5%	113.0%	105.9%	121.8%	122.5%	104.5%	104.7%	109.3%	101.6%	92.2%	Ratio
FY2021 Operating Ratio	113.3%	97.7%	-	-	-	-	-	-	-	-	-	-	107.8%

**Illinois Terminal
Comparison of FY2021 vs. FY2020
Revenue**



**Illinois Terminal
Comparison of FY2021 vs. FY2020
Expenses**



HOURS	Aug 2019	Aug 2020	% Change	FY2020 to Date	FY2021 to Date	% Change
Passenger Revenue	22,099.83	19,932.43	-9.8%	40,874.95	39,027.53	-4.5%
Vacation/Holiday/Earned Time	7,381.47	8,576.24	16.2%	16,976.65	18,296.42	7.8%
Non-Revenue	8,769.57	6,448.50	-26.5%	15,034.11	12,683.81	-15.6%
TOTAL	38,250.87	34,957.17	-8.61%	72,885.71	70,007.76	-3.95%

REVENUE/EXPENSES	Aug 2019	Aug 2020	% Change	FY2020 to Date	FY2021 to Date	% Change
Operating Revenue	\$581,202.94	\$530,835.76	-8.7%	\$1,064,287.56	\$942,335.24	-11.5%
Operating Expenses	\$3,346,577.10	\$3,211,365.75	-4.0%	\$6,419,329.68	\$6,302,595.41	-1.8%
Operating Ratio	17.37%	16.53%	-4.8%	16.58%	14.95%	-9.8%
Passenger Revenue/Revenue Vehicle Hour	\$22.10	\$23.87	8.0%	\$26.04	\$24.15	-7.3%

RIDERSHIP	Aug 2019	Aug 2020	% Change	FY2020 to Date	FY2021 to Date	% Change
Revenue Passenger	686,518	264,531	-61.5%	1,086,414	488,562	-55.0%
Transfers	12,623	384	-97.0%	24,857	747	-97.0%
Total Unlinked	699,141	264,915	-62.1%	1,111,271	489,309	-56.0%
ADA Riders	8,030	1,451	-81.9%	15,389	2,941	-80.9%
Half Fare Cab	1,294	131	-89.9%	2,534	251	-90.1%
TOTAL	708,465	266,497	-62.38%	1,129,194	492,501	-56.38%

PASSENGERS/REVENUE HOUR	Aug 2019	Aug 2020	% Change	FY2020 to Date	FY2021 to Date	% Change
Hour	31.64	13.29	-58.0%	27.19	12.54	-53.9%

Champaign Urbana Mass Transit District

Budget Analysis Report

From Fiscal Year: 2021 Thru Fiscal Year: 2021		From Period 2 Thru Period 2		Division: 00 Champaign Urbana Mass Transit District				As of: 9/21/2020	
Aug-2020	Budget This Period	Aug-2019	Act/Bgt Var %		Actual Ytd	Jul-2020 thru Aug-2020 Budget Ytd	Last Ytd	Act/Bgt Var %	
4000000000 **** R E V E N U E ****									
4000000099 ** TRANSPORTATION REVENUE									
4010000000 * PASSENGER FARES									
0.00	54,166.67	57,639.90	-100.00%	4010100000 FULL ADULT FARES	-50.00	108,333.34	112,734.31	-100.05%	
0.00	1,416.10	1,196.00	-100.00%	4010300000 STUDENT FARES	-14.00	2,832.20	2,474.00	-100.49%	
0.00	0.00	0.00	0.00%	4010700000 FARE REFUNDS	0.00	0.00	0.00	0.00%	
7,451.42	16,666.67	14,532.00	-55.29%	4010800000 ANNUAL PASS REVENUE	16,901.34	33,333.34	29,459.50	-49.30%	
884.00	7,080.50	6,549.38	-87.52%	4011000000 HALF FARE CAB	1,632.00	14,161.00	12,930.58	-88.48%	
0.00	4,166.67	3,797.00	-100.00%	4011100000 ADA TICKETS & FARES	0.00	8,333.34	6,727.00	-100.00%	
8,335.42	83,496.61	83,714.28	-90.02%	4019900099 * TOTAL PASSENGER FARES	18,469.34	166,993.22	164,325.39	-88.94%	
4020000000 * SPECIAL TRANSIT & SCHOOL FARE									
441,852.86	435,871.20	384,780.13	1.37%	4020300000 U OF I CAMPUS SERVICE	754,324.88	759,951.60	652,154.93	-0.74%	
26,527.90	27,072.50	26,527.90	-2.01%	4020500000 ADA - U I & DSC CONTRACTS	53,250.96	54,145.00	53,055.80	-1.65%	
0.00	0.00	0.00	0.00%	4030100000 SCHOOL SERVICE FARES	0.00	0.00	0.00	0.00%	
468,380.76	462,943.70	495,022.31	1.17%	4039999999 * TOTAL SPECIAL TRANSIT & SCHOO	807,575.84	814,096.60	869,536.12	-0.80%	
4060000000 *AUXILIARY TRANSPORTATION REVE									
1,798.39	1,666.67	923.50	7.90%	4060100000 I.T. COMMISSIONS	2,864.29	3,333.34	1,923.50	-14.07%	
1,000.00	20,825.00	21,177.50	-95.20%	4060300000 ADVERTISING REVENUE	2,220.00	41,650.00	38,604.50	-94.67%	
2,798.39	22,491.67	517,123.31	-87.56%	4069900098 *TOTAL AUXILIARY TRANSPORTATIO	5,084.29	44,983.34	910,064.12	-88.70%	
479,514.57	568,931.98	517,123.31	-15.72%	4069900099 ** TOTAL TRANSPORTATION REVENU	831,129.47	1,026,073.16	910,064.12	-19.00%	
4070000000 ** NON-TRANSPORTATION REVENUE									
2,610.62	1,666.00	1,516.82	56.70%	4070100000 SALE OF MAINTENANCE SERVICES	4,205.12	3,332.00	2,579.98	26.20%	
0.00	0.00	0.00	0.00%	4070200000 RENTAL OF REVENUE VEHICLES	0.00	0.00	0.00	0.00%	
37,148.83	33,320.00	42,219.39	11.49%	4070300000 BUILDING RENTAL - IL TERMINAL	80,831.26	66,640.00	81,690.86	21.30%	
2,001.05	2,082.50	2,001.05	-3.91%	4070300002 BUILDING RENTAL - 801 & 1101	4,002.10	4,165.00	4,002.10	-3.91%	
14,665.66	20,825.00	37,392.21	-29.58%	4070400000 INVESTMENT INCOME	30,938.62	41,650.00	71,048.85	-25.72%	
-5,910.95	0.00	-20,466.33	-100.00%	4070400002 +/- FAIR VALUE OF INVESTMENT	-10,873.07	0.00	-9,232.03	-100.00%	
0.00	0.00	0.00	0.00%	4070800000 OVER OR SHORT	0.00	0.00	0.00	0.00%	
0.00	0.00	0.00	0.00%	4079800000 GAIN ON FIXED ASSET DISPOSAL	0.00	0.00	1,132.50	0.00%	

Champaign Urbana Mass Transit District

Budget Analysis Report

From Fiscal Year: 2021 Thru Fiscal Year: 2021		From Period 2 Thru Period 2		Division: 00 Champaign Urbana Mass Transit District				As of: 9/21/2020	
Aug-2020	Budget This Period	Aug-2019	Act/Bgt Var %		Actual Ytd	Jul-2020 thru Aug-2020 Budget Ytd	Last Ytd	Act/Bgt Var %	
805.98	0.00	1,416.49	100.00%	4079900001 OTHER NON-TRANSPORTATION REV	2,101.74	0.00	3,001.18	100.00%	
51,321.19	57,893.50	64,079.63	-11.35%	4079900099 ** TOTAL NON-TRANSPORTATION RE	111,205.77	115,787.00	154,223.44	-3.96%	
530,835.76	626,825.48	581,202.94	-15.31%	4079999999 *** TOTAL TRANS & NON-TRANS REV	942,335.24	1,141,860.16	1,064,287.56	-17.47%	
4080000000 ** TAX REVENUE									
775,000.00	758,333.33	755,425.00	2.20%	4080100000 PROPERTY TAX REVENUE	1,550,000.00	1,516,666.66	1,510,850.00	2.20%	
0.00	0.00	0.00	0.00%	4080100001 PROPERTY TAX - UNCOLLECTIBLE R	0.00	0.00	0.00	0.00%	
0.00	45,500.00	4,038.63	-100.00%	4080600000 REPLACEMENT TAX REVENUE	23,973.79	49,000.00	4,038.63	-51.07%	
6,025.00	0.00	6,025.00	100.00%	4089900001 MISCELLANEOUS PROPERTY TAXES	6,025.00	0.00	6,025.00	100.00%	
781,025.00	803,833.33	765,488.63	-2.84%	4089999999 ** TOTAL TAX REVENUE	1,579,998.79	1,565,666.66	1,520,913.63	0.92%	
4110000000 ** STATE GRANTS & REIMBURSEME									
2,034,895.16	1,910,358.33	2,174,394.27	6.52%	4110100000 OPERATING ASSISTANCE - STATE	4,059,254.77	3,820,716.66	4,172,787.93	6.24%	
-5,352.89	0.00	0.00	-100.00%	4110100001 OPERATING ASSIST - DEBT SERVICE	-5,352.89	0.00	0.00	-100.00%	
-2,207.24	0.00	3,480.02	-100.00%	4111000000 STATE GRANT REVENUE	0.00	0.00	3,480.02	0.00%	
0.00	0.00	0.00	0.00%	4111000001 STATE GRANT REVENUE - PASS TH	0.00	0.00	0.00	0.00%	
0.00	0.00	0.00	0.00%	4119900000 STATE REIMBURSEMENTS	0.00	0.00	0.00	0.00%	
0.00	0.00	0.00	0.00%	4119900001 STATE REIMB - PASS THRU \$	0.00	0.00	0.00	0.00%	
2,027,335.03	1,910,358.33	2,177,874.29	6.12%	4119999999 ** TOTAL STATE GRANTS & REIMB	4,053,901.88	3,820,716.66	4,176,267.95	6.10%	
4130000000 ** FEDERAL GRANTS & REIMBURSE									
0.00	0.00	0.00	0.00%	4130100000 OPERATING ASSISTANCE - FEDERAL	0.00	0.00	0.00	0.00%	
-9,117.28	0.00	13,920.08	-100.00%	4130500000 FEDERAL GRANT REVENUE	-288.33	0.00	13,920.08	-100.00%	
0.00	0.00	0.00	0.00%	4130600000 FEDERAL GRANT PASS THRU \$	0.00	0.00	0.00	0.00%	
0.00	0.00	0.00	0.00%	4139900000 FEDERAL REIMBURSEMENTS	0.00	0.00	0.00	0.00%	
-9,117.28	0.00	13,920.08	-100.00%	4139999999 ** TOTAL FEDERAL GRANTS & REIMB	-288.33	0.00	13,920.08	-100.00%	
4150000000 **OTHER AGENCY REVENUES									
0.00	0.00	0.00	0.00%	4150130000 CONTRIBUTED CAPITAL - GOV'T	0.00	0.00	0.00	0.00%	
0.00	0.00	0.00	0.00%	4150130010 CONTRIBUTED CAPITAL - NON-GOV'T	0.00	0.00	0.00	0.00%	
0.00	0.00	0.00	0.00%	4159999999 ***TOTAL OTHER AGENCY REVENUE	0.00	0.00	0.00	0.00%	
3,330,078.51	3,341,017.14	3,538,485.94	-0.33%	4999900099 **** TOTAL REVENUE ****	6,575,947.58	6,528,243.48	6,775,389.22	0.73%	

Champaign Urbana Mass Transit District

Budget Analysis Report

From Fiscal Year: 2021 Thru Fiscal Year: 2021		From Period 2 Thru Period 2		Division: 00 Champaign Urbana Mass Transit District			As of: 9/21/2020	
Aug-2020	Budget This Period	Aug-2019	Act/Bgt Var %		Actual Ytd	Jul-2020 thru Aug-2020 Budget Ytd	Last Ytd	Act/Bgt Var %
5000000000 **** E X P E N S E S ***								
5010000000 ** LABOR								
728,999.02	882,000.00	801,321.37	-17.35%	5010101000 OPERATORS WAGES	1,416,935.24	1,568,000.00	1,466,910.46	-9.63%
96,815.17	110,039.00	90,121.17	-12.02%	5010204000 MECHANICS WAGES - MAINT	198,662.69	218,905.00	179,281.80	-9.25%
64,297.92	70,640.00	67,182.03	-8.98%	5010304000 MAINTENANCE WAGES - MAINT	126,092.82	139,920.00	133,055.78	-9.88%
106,043.79	169,494.50	141,613.30	-37.44%	5010401000 SUPERVISORS SALARIES - OPS	226,550.38	357,532.25	298,757.11	-36.63%
30,095.14	30,768.40	25,162.40	-2.19%	5010404000 SUPERVISORS SALARIES - MAINT	56,653.46	61,976.00	50,688.12	-8.59%
87,620.88	63,242.00	64,831.21	38.55%	5010501000 OVERHEAD SALARIES - OPS	164,061.66	120,267.25	123,296.22	36.41%
47,893.64	52,780.00	55,200.65	-9.26%	5010504000 OVERHEAD SALARIES - MAINT	87,089.89	93,380.00	100,079.83	-6.74%
151,924.33	164,640.00	148,310.35	-7.72%	5010516000 OVERHEAD SALARIES - G&A	269,890.44	347,360.00	312,864.52	-22.30%
17,115.86	12,600.00	5,700.86	35.84%	5010516200 OVERHEAD SALARIES - IT	32,291.20	25,770.00	11,660.85	25.31%
11,403.61	24,390.00	21,748.75	-53.24%	5010601000 CLERICAL WAGES - OPS	22,524.20	47,400.00	42,247.48	-52.48%
0.00	4,678.00	4,042.43	-100.00%	5010604000 CLERICAL WAGES - MAINT	0.00	8,970.00	7,751.16	-100.00%
33,919.57	35,240.00	30,306.11	-3.75%	5010616000 CLERICAL WAGES - G&A	64,293.29	78,440.00	67,438.82	-18.04%
6,762.08	8,730.50	10,843.18	-22.55%	5010616200 CLERICAL WAGES - IT	14,138.23	16,368.50	20,327.70	-13.63%
10,926.17	16,667.00	14,649.34	-34.44%	5010716200 SECURITY WAGES - IT	21,519.37	33,728.00	29,644.83	-36.20%
-5,284.45	0.00	-1,943.66	-100.00%	5010801000 LABOR CREDIT - OPS	-5,284.45	0.00	-7,232.32	-100.00%
-11,563.46	0.00	-3,974.90	-100.00%	5010804000 LABOR CREDIT - MAINT	-16,630.04	0.00	-7,374.18	-100.00%
-5,894.77	0.00	-545.72	-100.00%	5010806000 LABOR CREDIT - G&A	-5,894.77	0.00	-1,500.48	-100.00%
9,377.50	11,913.00	10,610.27	-21.28%	5010816200 MAINTENANCE WAGES - IT	20,766.91	25,531.00	22,739.08	-18.66%
6,947.34	0.00	0.00	100.00%	5010901000 REDUCED/REASSIGNMNT PAY - OPS	12,265.73	0.00	0.00	100.00%
0.00	0.00	0.00	0.00%	5010904000 REDUCED/REASSIGNMNT PAY - MAI	0.00	0.00	0.00	0.00%
0.00	0.00	0.00	0.00%	5010916000 REDUCED/REASSIGNMNT PAY - G&A	0.00	0.00	0.00	0.00%
0.00	0.00	0.00	0.00%	5010916200 REDUCED/REASSIGNMNT PAY - IT	0.00	0.00	0.00	0.00%
0.00	0.00	0.00	0.00%	5011001000 MEAL DELIVERY WAGES - OPS (NON-	5,012.81	0.00	0.00	100.00%
1,387,399.34	1,657,822.40	1,485,179.14	-16.31%	5019999000 ** TOTAL LABOR	2,710,939.06	3,143,548.00	2,850,636.78	-13.76%
5020000000 ** FRINGE BENEFITS								
89,519.06	97,350.00	92,268.86	-8.04%	5020101000 FICA - OPS	182,778.79	190,080.00	180,144.08	-3.84%
22,782.06	22,272.00	21,679.35	2.29%	5020104000 FICA - MAINT	44,324.37	43,032.00	41,893.28	3.00%
12,483.97	12,275.00	10,888.81	1.70%	5020116000 FICA - G&A	22,303.18	27,800.00	24,664.62	-19.77%
3,354.85	4,452.00	3,143.10	-24.64%	5020116200 FICA - IT	6,631.70	9,356.00	6,604.99	-29.12%
134,857.24	143,520.00	109,483.13	-6.04%	5020201000 IMRF - OPS	278,891.33	294,400.00	224,558.19	-5.27%
35,358.13	41,666.67	25,501.18	-15.14%	5020204000 IMRF - MAINT	67,552.77	83,333.34	51,348.26	-18.94%
17,984.53	19,822.50	17,250.11	-9.27%	5020216000 IMRF - G&A	33,639.15	41,490.00	36,100.21	-18.92%
5,139.26	5,535.00	4,092.64	-7.15%	5020216200 IMRF - IT	9,827.29	11,557.50	8,548.86	-14.97%
316,403.77	291,550.00	237,838.00	8.52%	5020301000 MEDICAL INSURANCE - OPS	599,144.64	583,100.00	481,716.76	2.75%

Champaign Urbana Mass Transit District

Budget Analysis Report

From Fiscal Year: 2021 Thru Fiscal Year: 2021		From Period 2 Thru Period 2		Division: 00 Champaign Urbana Mass Transit District				As of: 9/21/2020	
Aug-2020	Budget This Period	Aug-2019	Act/Bgt Var %		Actual Ytd	Jul-2020 thru Aug-2020 Budget Ytd	Last Ytd	Act/Bgt Var %	
66,072.32	62,475.00	49,574.10	5.76%	5020304000 MEDICAL INSURANCE - MAINT	130,263.52	124,950.00	105,081.81	4.25%	
34,497.20	29,155.00	26,203.74	18.32%	5020316000 MEDICAL INSURANCE - G&A	68,994.40	58,310.00	54,535.05	18.32%	
17,729.00	15,827.00	12,616.63	12.02%	5020316200 MEDICAL INSURANCE - IT	32,275.00	31,654.00	25,202.59	1.96%	
0.00	0.00	0.00	0.00%	5020401000 DENTAL INSURANCE - OPS	0.00	0.00	0.00	0.00%	
0.00	0.00	0.00	0.00%	5020404000 DENTAL INSURANCE - MAINT	0.00	0.00	0.00	0.00%	
0.00	0.00	0.00	0.00%	5020416000 DENTAL INSURANCE - G&A	0.00	0.00	0.00	0.00%	
0.00	2,500.00	974.95	-100.00%	5020501000 LIFE INSURANCE - OPS	1,485.19	5,000.00	1,499.11	-70.30%	
0.00	4,165.00	154.56	-100.00%	5020504000 LIFE INSURANCE - MAINT	476.77	8,330.00	305.76	-94.28%	
0.00	4,165.00	53.76	-100.00%	5020516000 LIFE INSURANCE - G&A	2,807.97	8,330.00	110.88	-66.29%	
0.00	1,249.50	30.24	-100.00%	5020516200 LIFE INSURANCE - IT	88.20	2,499.00	57.12	-96.47%	
0.00	0.00	0.00	0.00%	5020601000 OPEB EXPENSE - OPS	0.00	0.00	0.00	0.00%	
0.00	0.00	0.00	0.00%	5020604000 OPEB EXPENSE - MAINT	0.00	0.00	0.00	0.00%	
0.00	0.00	0.00	0.00%	5020616000 OPEB EXPENSE - G&A	0.00	0.00	0.00	0.00%	
0.00	0.00	0.00	0.00%	5020616200 OPEB EXPENSE - IT	0.00	0.00	0.00	0.00%	
0.00	0.00	0.00	0.00%	5020701000 UNEMPLOYMENT INSURANCE - OPS	5,526.35	0.00	0.00	100.00%	
0.00	0.00	0.00	0.00%	5020704000 UNEMPLOYMENT INSURANCE - MAIN	966.30	0.00	0.00	100.00%	
0.00	0.00	0.00	0.00%	5020716000 UNEMPLOYMENT INSURANCE - G&A	253.07	0.00	0.00	100.00%	
0.00	0.00	0.00	0.00%	5020716200 UNEMPLOYMENT INSURANCE - IT	850.36	0.00	0.00	100.00%	
9,839.71	12,500.00	14,597.50	-21.28%	5020801000 WORKERS COMP INSURANCE - OPS	18,576.20	25,000.00	18,095.09	-25.70%	
5,704.20	12,495.00	2,417.44	-54.35%	5020804000 WORKERS COMP INSURANCE - MAIN	7,585.97	24,990.00	4,121.89	-69.64%	
594.27	833.00	892.89	-28.66%	5020816000 WORKERS COMP INSURANCE - G&A	1,258.54	1,666.00	1,545.26	-24.46%	
152.85	2,082.50	293.82	-92.66%	5020816200 WORKERS COMP INSURANCE - IT	323.70	4,165.00	669.39	-92.23%	
0.00	0.00	0.00	0.00%	5021001000 HOLIDAYS - OPS	16,583.44	27,556.06	26,452.32	-39.82%	
0.00	0.00	0.00	0.00%	5021004000 HOLIDAYS - MAINT	5,582.72	5,031.00	6,859.04	10.97%	
0.00	0.00	0.00	0.00%	5021016000 HOLIDAYS - G&A	0.00	0.00	0.00	0.00%	
0.00	0.00	0.00	0.00%	5021016200 HOLIDAYS - IT	464.00	428.00	594.56	8.41%	
61,298.66	46,086.51	47,341.44	33.01%	5021101000 VACATIONS - OPS	184,520.53	166,718.22	171,167.74	10.68%	
11,520.56	6,438.00	11,687.60	78.95%	5021104000 VACATIONS - MAINT	30,964.32	16,940.00	30,752.67	82.79%	
0.00	0.00	0.00	0.00%	5021116000 VACATION - G&A	0.00	0.00	0.00	0.00%	
0.00	0.00	0.00	0.00%	5021116200 VACATIONS - IT	471.68	1,733.00	1,172.00	-72.78%	
4,601.85	3,067.69	4,592.73	50.01%	5021201000 OTHER PAID ABSENCES - OPS	10,183.23	6,135.38	10,566.27	65.98%	
0.00	1,000.00	148.88	-100.00%	5021204000 OTHER PAID ABSENCES - MAINT	1,070.40	2,000.00	1,228.91	-46.48%	
0.00	0.00	0.00	0.00%	5021216000 OTHER PAID ABSENCES - G&A	0.00	0.00	0.00	0.00%	
0.00	250.00	0.00	-100.00%	5021216200 OTHER PAID ABSENCES - IT	117.92	500.00	0.00	-76.42%	
-1,016.63	4,165.00	2,748.88	-124.41%	5021301000 UNIFORM ALLOWANCES - OPS	2,058.34	8,330.00	5,005.76	-75.29%	
1,239.43	2,083.33	1,451.07	-40.51%	5021304000 UNIFORM ALLOWANCES - MAINT	2,699.30	4,166.66	3,173.00	-35.22%	
105.78	416.67	173.73	-74.61%	5021316200 UNIFORM ALLOWANCES - IT	233.53	833.34	209.19	-71.98%	
0.00	7,080.50	378.00	-100.00%	5021401000 OTHER FRINGE BENEFITS - OPS	2,098.07	14,161.00	2,721.80	-85.18%	

Champaign Urbana Mass Transit District

Budget Analysis Report

From Fiscal Year: 2021 From Period 2 Division: 00 Champaign Urbana Mass Transit District As of: 9/21/2020
 Thru Fiscal Year: 2021 Thru Period 2

Aug-2020	Budget This Period	Aug-2019	Act/Bgt Var %		Actual Ytd	Jul-2020 thru Aug-2020 Budget Ytd	Last Ytd	Act/Bgt Var %
171.00	1,666.67	0.00	-89.74%	5021404000 OTHER FRINGE BENEFITS - MAINT	602.01	3,333.34	440.41	-81.94%
981.00	1,749.30	3,433.00	-43.92%	5021416000 OTHER FRINGE BENEFITS - G&A	4,041.51	3,498.60	7,006.20	15.52%
0.00	1,915.90	18.00	-100.00%	5021416200 OTHER FRINGE BENEFITS - IT	146.51	3,831.80	167.70	-96.18%
154,325.93	178,528.49	165,047.48	-13.56%	5021501000 EARNED TIME - OPS	248,337.90	322,867.09	298,524.80	-23.08%
41,535.11	56,851.50	37,655.11	-26.94%	5021504000 EARNED TIME - MAINT	59,273.04	81,625.20	54,073.13	-27.38%
1,464.66	266.50	812.21	449.59%	5021516200 EARNED TIME - IT	2,515.19	1,080.00	3,291.26	132.89%
125.00	0.00	0.00	100.00%	5021604000 TOOL ALLOWANCE - MAINT	11,194.79	14,216.00	10,699.18	-21.25%
5,242.02	3,067.69	1,973.40	70.88%	5021701000 DISABILITY - OPS	5,242.02	6,135.38	5,812.02	-14.56%
0.00	583.10	0.00	-100.00%	5021704000 DISABILITY - MAINT	681.24	1,166.20	0.00	-41.58%
0.00	0.00	0.00	0.00%	5021716200 DISABILITY - IT	0.00	0.00	0.00	0.00%
0.00	0.00	0.00	0.00%	5021801000 WORKERS COMP - PAYROLL - OPS	0.00	0.00	342.48	0.00%
0.00	0.00	0.00	0.00%	5021804000 WORKERS COMP - PAYROLL - MAINT	0.00	0.00	0.00	0.00%
0.00	0.00	0.00	0.00%	5021816200 WORKERS COMP - PAYROLL - IT	0.00	0.00	0.00	0.00%
0.00	0.00	0.00	0.00%	5021901000 ROTATION BOARD PAY - OPS	0.00	0.00	0.00	0.00%
0.00	0.00	0.00	0.00%	5021904000 ROTATION BOARD PAY - MAINT	0.00	0.00	0.00	0.00%
0.00	0.00	0.00	0.00%	5021916000 ROTATION BOARD PAY - G&A	0.00	0.00	0.00	0.00%
0.00	0.00	0.00	0.00%	5021916200 ROTATION BOARD PAY - IT	0.00	0.00	0.00	0.00%
11,523.00	16,660.00	99,933.00	-30.83%	5022001000 EARLY RETIREMENT PLAN - OPS	11,523.00	33,320.00	99,933.00	-65.42%
0.00	8,330.00	0.00	-100.00%	5022004000 EARLY RETIREMENT PLAN - MAINT	0.00	16,660.00	0.00	-100.00%
0.00	833.33	0.00	-100.00%	5022016000 EARLY RETIREMENT PLAN - G&A	0.00	1,666.66	0.00	-100.00%
0.00	0.00	0.00	0.00%	5022016200 EARLY RETIREMENT PLAN - IT	0.00	0.00	0.00	0.00%
30,656.80	0.00	0.00	100.00%	5023001000 "SICK BANK" EXPENSES - OPS	74,846.36	0.00	0.00	100.00%
3,892.89	0.00	0.00	100.00%	5023004000 "SICK BANK" EXPENSES - MAINT	11,097.83	0.00	0.00	100.00%
0.00	0.00	0.00	0.00%	5023016000 "SICK BANK" EXPENSES - G&A	0.00	0.00	0.00	0.00%
309.12	0.00	0.00	100.00%	5023016200 "SICK BANK" EXPENSES - IT	309.12	0.00	0.00	100.00%
1,100,448.60	1,126,930.35	1,007,349.34	-2.35%	5029999900 ** TOTAL FRINGE BENEFITS	2,203,682.76	2,322,975.77	2,006,996.64	-5.14%
5030000000 ** SERVICES								
25,034.08	83,300.00	27,008.17	-69.95%	5030316000 PROFESSIONAL SERVICES - G&A	58,962.00	166,600.00	53,064.45	-64.61%
759.00	250.00	0.00	203.60%	5030316200 PROFESSIONAL SERVICES - IT	759.00	500.00	0.00	51.80%
0.00	0.00	0.00	0.00%	5030316300 PROFESSIONAL SERVICES - IT - NON	0.00	0.00	0.00	0.00%
6,500.00	17,826.20	6,500.00	-63.54%	5030316400 PROFESSIONAL SERVICES - G&A - N	6,500.00	35,652.40	6,500.00	-81.77%
0.00	0.00	0.00	0.00%	5030404000 TEMPORARY HELP - MAINT	0.00	0.00	0.00	0.00%
0.00	0.00	0.00	0.00%	5030416000 TEMPORARY HELP - G&A	0.00	0.00	0.00	0.00%
0.00	5,000.00	869.22	-100.00%	5030501000 CONTRACT MAINTENANCE - OPS	0.00	10,000.00	22,947.77	-100.00%
18,901.60	9,583.33	10,236.01	97.23%	5030504000 CONTRACT MAINTENANCE - MAINT	28,287.27	19,166.66	21,184.20	47.59%
42,076.41	49,980.00	40,276.75	-15.81%	5030516000 CONTRACT MAINTENANCE - G&A	81,596.87	99,960.00	79,095.81	-18.37%
2,645.45	2,915.50	1,258.15	-9.26%	5030516200 CONTRACT MAINTENANCE - IT	4,221.17	5,831.00	3,146.94	-27.61%

Champaign Urbana Mass Transit District

Budget Analysis Report

From Fiscal Year: 2021 From Period 2 Division: 00 Champaign Urbana Mass Transit District As of: 9/21/2020
 Thru Fiscal Year: 2021 Thru Period 2

Aug-2020	Budget This Period	Aug-2019	Act/Bgt Var %		Actual Ytd	Jul-2020 thru Aug-2020 Budget Ytd	Last Ytd	Act/Bgt Var %
0.00	0.00	0.00	0.00%	5030516300 CONTRACT MAINTENANCE - IT - NON	0.00	0.00	0.00	0.00%
0.00	0.00	0.00	0.00%	5030604000 CUSTODIAL SERVICES - MAINT	0.00	0.00	0.00	0.00%
15,234.26	3,748.50	18,046.88	306.41%	5030801000 PRINTING SERVICES - OPS	15,234.26	7,497.00	20,166.38	103.20%
0.00	0.00	0.00	0.00%	5030804000 PRINTING SERVICES - MAINT	0.00	0.00	0.00	0.00%
0.00	333.20	106.54	-100.00%	5030816000 PRINTING SERVICES - G&A	0.00	666.40	1,538.54	-100.00%
0.00	0.00	0.00	0.00%	5030816200 PRINTING SERVICES - IT	0.00	0.00	0.00	0.00%
0.00	0.00	0.00	0.00%	5030816300 PRINTING SERVICES - IT - NON-REIM	0.00	0.00	0.00	0.00%
3,264.00	0.00	0.00	100.00%	5031216000 CABS	3,264.00	0.00	0.00	100.00%
116.90	3,332.00	935.70	-96.49%	5039901000 OTHER SERVICES - OPS	938.88	6,664.00	2,168.39	-85.91%
0.00	500.00	0.00	-100.00%	5039904000 OTHER SERVICES - MAINT	0.00	1,000.00	0.00	-100.00%
10.10	8,330.00	8,256.48	-99.88%	5039916000 OTHER SERVICES - G&A	2,106.45	16,660.00	25,271.89	-87.36%
2,196.04	416.67	0.00	427.05%	5039916200 OTHER SERVICES - IT	3,234.02	833.34	668.97	288.08%
245.00	0.00	0.00	100.00%	5039916300 OTHER SERVICES - IT - NON-REIMB	245.00	0.00	0.00	100.00%
0.00	0.00	0.00	0.00%	5039916400 OTHER SERVICES - G&A - NON-REIM	0.00	0.00	0.00	0.00%
116,982.84	185,515.40	113,493.90	-36.94%	5039999900 ** TOTAL SERVICES	205,348.92	371,030.80	235,753.34	-44.65%
5040000000 ** MATERIALS & SUPPLIES CONSUM								
72,163.78	213,525.00	112,479.58	-66.20%	5040101000 FUEL & LUBRICANTS - OPS	138,535.80	399,825.00	210,545.17	-65.35%
9,884.61	11,212.50	11,189.92	-11.84%	5040104000 FUEL & LUBRICANTS - MAINT	16,384.61	19,113.00	19,073.40	-14.28%
13,505.28	7,434.00	11,200.00	81.67%	5040201000 TIRES & TUBES - OPS - MB DO	23,803.38	20,170.00	23,710.19	18.01%
985.08	916.67	609.72	7.46%	5040204000 TIRES & TUBES - MAINT - DR DO	2,626.88	1,833.34	1,654.25	43.28%
0.00	0.00	0.00	0.00%	5040206000 TIRES & TUBES - NON-REVENUE VEH	0.00	0.00	0.00	0.00%
2,602.49	4,166.67	311.06	-37.54%	5040304000 GARAGE EQUIPMENT REPAIRS - MAI	2,602.49	8,333.34	5,571.99	-68.77%
4,969.32	11,662.00	33,844.78	-57.39%	5040404000 BLDG & GROUND REPAIRS - MAINT -	14,246.06	23,324.00	43,527.62	-38.92%
7,822.08	4,165.00	140.49	87.81%	5040404001 BLDG & GROUND REPAIRS - MAINT -	7,822.08	8,330.00	1,527.24	-6.10%
6.00	0.00	0.00	100.00%	5040404002 BLDG & GROUND REPAIRS - MAINT -	6.00	0.00	0.00	100.00%
3,169.36	10,829.00	9,551.21	-70.73%	5040416200 BLDG & GROUND REPAIRS - IT	5,156.04	21,658.00	19,138.61	-76.19%
1,604.15	0.00	795.60	100.00%	5040416300 BLDG & GROUND REPAIRS - IT - NON	1,650.70	0.00	1,170.60	100.00%
0.00	0.00	0.00	0.00%	5040416400 BLDG & GROUND REPAIRS - G&A - N	0.00	0.00	0.00	0.00%
0.00	0.00	0.00	0.00%	5040500001 REVENUE VEHICLE REPAIRS - CORE	0.00	0.00	0.00	0.00%
182,320.44	200,000.00	243,028.74	-8.84%	5040504000 REVENUE VEHICLE REPAIRS	306,538.61	400,000.00	356,075.46	-23.37%
2,243.45	1,666.67	1,020.07	34.61%	5040604000 NON-REVENUE VEHICLE REPAIRS	4,099.94	3,333.34	2,452.83	23.00%
16,579.01	5,000.00	2,255.30	231.58%	5040704000 SERVICE SUPPLIES - MAINT	22,865.48	10,000.00	12,436.77	128.65%
2,321.42	2,333.33	1,985.11	-0.51%	5040716200 SERVICE SUPPLIES - IT	3,132.85	4,666.66	3,739.40	-32.87%
2,425.89	4,248.30	3,689.78	-42.90%	5040801000 OFFICE SUPPLIES - OPS	2,425.89	8,496.60	5,062.53	-71.45%
1,919.68	3,750.00	89.97	-48.81%	5040804000 OFFICE SUPPLIES - MAINT	2,015.14	7,500.00	173.91	-73.13%
590.60	1,249.50	1,019.68	-52.73%	5040816000 OFFICE SUPPLIES - G&A	1,596.82	2,499.00	1,969.21	-36.10%
85.63	500.00	365.44	-82.87%	5040816200 OFFICE SUPPLIES - IT	85.63	1,000.00	365.44	-91.44%

Champaign Urbana Mass Transit District

Budget Analysis Report

From Fiscal Year: 2021 Thru Fiscal Year: 2021		From Period 2 Thru Period 2		Division: 00 Champaign Urbana Mass Transit District				As of: 9/21/2020	
Aug-2020	Budget This Period	Aug-2019	Act/Bgt Var %		Actual Ytd	Jul-2020 thru Aug-2020 Budget Ytd	Last Ytd	Act/Bgt Var %	
0.00	0.00	76.48	0.00%	5040901000 COMPUTER & SERVER - MISC EXP'S -	396.66	0.00	76.48	100.00%	
0.00	0.00	126.00	0.00%	5040904000 COMPUTER & SERVER - MISC EXP'S -	0.00	0.00	126.00	0.00%	
11,088.08	0.00	1,364.78	100.00%	5040916000 COMPUTER & SERVER - MISC EXP'S -	31,318.91	0.00	6,441.07	100.00%	
-83.06	0.00	0.00	-100.00%	5040916200 COMPUTER & SERVER - MISC EXP'S -	-83.06	0.00	0.00	-100.00%	
0.00	0.00	65.00	0.00%	5041001000 SAFETY & TRAINING - OPS	102.00	0.00	65.00	100.00%	
0.00	0.00	0.00	0.00%	5041004000 SAFETY & TRAINING - MAINT	0.00	0.00	226.56	0.00%	
3,750.95	6,250.00	32,845.84	-39.98%	5041104000 PASSENGER SHELTER REPAIRS	5,574.39	12,500.00	34,057.34	-55.40%	
0.00	416.50	0.00	-100.00%	5041201000 SMALL TOOLS & EQUIP - OPS	45,465.00	833.00	0.00	> 999.99%	
65.90	5,414.50	504.02	-98.78%	5041204000 SMALL TOOLS & EQUIP - MAINT	1,296.47	10,829.00	3,334.90	-88.03%	
4,991.77	7,913.50	0.00	-36.92%	5041216000 SMALL TOOLS & EQUIP - G&A	4,991.77	15,827.00	1,425.93	-68.46%	
1,910.59	1,249.50	92.71	52.91%	5041216200 SMALL TOOLS & EQUIP - IT	2,465.30	2,499.00	92.71	-1.35%	
0.00	0.00	0.00	0.00%	5041216300 SMALL TOOLS & EQUIP - IT - NON-REI	0.00	0.00	0.00	0.00%	
0.00	0.00	0.00	0.00%	5041216400 SMALL TOOLS & EQUIP - G&A - NON-	0.00	0.00	0.00	0.00%	
0.00	0.00	0.00	0.00%	5041304000 FAREBOX REPAIRS	0.00	0.00	0.00	0.00%	
2,344.30	0.00	1,863.28	100.00%	5041404000 CAD/AVL,CAMERA,RADIO REPAIRS -	9,050.90	0.00	3,684.81	100.00%	
2,029.02	0.00	1,958.93	100.00%	5041504000 ADA VEHICLE REPAIRS - MAINT	3,318.29	0.00	13,645.12	100.00%	
351,295.82	503,902.64	472,473.49	-30.28%	5049999900 ** TOTAL MATERIAL & SUPPLIES	659,491.03	982,570.28	771,370.54	-32.88%	
5050000000 **UTILITIES									
39,447.49	23,904.00	23,966.88	65.02%	5050216000 ** UTILITIES - G&A	72,645.16	47,849.50	47,955.45	51.82%	
12,101.40	5,299.00	6,628.42	128.37%	5050216200 ** UTILITIES - IT	18,510.98	10,850.00	13,570.95	70.61%	
5,063.96	2,628.00	3,193.73	92.69%	5050216300 ** UTILITIES - IT - NON-REIMB	8,755.59	5,448.00	6,621.63	60.71%	
174.67	0.00	197.35	100.00%	5050216400 ** UTILITIES - G&A - NON-REIMB	418.92	0.00	344.03	100.00%	
56,787.52	31,831.00	33,986.38	78.40%	5059999900 **TOTAL UTILITIES	100,330.65	64,147.50	68,492.06	56.41%	
5060000000 ** CASUALTY & LIABILITY COSTS									
2,295.64	5,831.00	2,560.89	-60.63%	5060104000 PHYSICAL DAMAGE PREMIUMS - MAI	4,591.28	11,662.00	5,121.78	-60.63%	
0.00	0.00	0.00	0.00%	5060116200 PHYSICAL DAMAGE PREMIUMS - IT	0.00	0.00	0.00	0.00%	
-6,054.15	-2,083.33	-8,262.51	190.60%	5060204000 PHYSICAL DAMAGE RECOVERIES - M	-11,096.83	-4,166.66	-13,692.32	166.32%	
43,489.15	47,897.50	43,914.03	-9.20%	5060316000 PL & PD INSURANCE PREMIUMS - G&	88,006.30	95,795.00	87,828.06	-8.13%	
0.00	0.00	0.00	0.00%	5060316200 PL & PD INSURANCE PREMIUMS - IT	0.00	0.00	0.00	0.00%	
36,757.40	47,897.50	35,543.27	-23.26%	5060416000 UNINSURED PL & PD PAYOUTS - G&A	71,977.92	95,795.00	71,086.54	-24.86%	
2,537.64	3,332.00	2,560.89	-23.84%	5060816000 UNINSURED PL & PD PAYOUTS - G&A	5,075.28	6,664.00	5,121.78	-23.84%	
79,025.68	102,874.67	76,316.57	-23.18%	5069999900 ** TOTAL CASUALTY & LIABILITY	158,553.95	205,749.34	155,465.84	-22.94%	

Champaign Urbana Mass Transit District

Budget Analysis Report

From Fiscal Year: 2021 Thru Fiscal Year: 2021		From Period 2 Thru Period 2		Division: 00 Champaign Urbana Mass Transit District				As of: 9/21/2020	
Aug-2020	Budget This Period	Aug-2019	Act/Bgt Var %		Actual Ytd	Jul-2020 thru Aug-2020 Budget Ytd	Last Ytd	Act/Bgt Var %	
5070000000 ** TAXES									
1,500.00	0.00	1,200.00	100.00%	5070316000 PROPERTY TAXES	3,000.00	0.00	2,400.00	100.00%	
312.50	0.00	312.50	100.00%	5070316400 PROPERTY TAXES - NON-REIMB	625.00	0.00	625.00	100.00%	
0.00	0.00	0.00	0.00%	5070401000 VEHICLE LICENSING FEES - OPS	1,550.00	0.00	0.00	100.00%	
0.00	0.00	0.00	0.00%	5070416000 VEHICLE LICENSING FEES - G&A	0.00	0.00	0.00	0.00%	
2,634.14	3,333.33	2,628.00	-20.98%	5070501000 FUEL TAX	5,268.28	6,666.66	5,246.60	-20.98%	
4,446.64	3,333.33	4,140.50	33.40%	5079999900 ** TOTAL TAXES	10,443.28	6,666.66	8,271.60	56.65%	
5080100000 ** PURCHASED TRANSPORTATION									
-1,496.00	13,328.00	13,098.76	-111.22%	5080116000 CABS (Closed - See GL 5031216000)	0.00	26,656.00	25,861.16	-100.00%	
76,072.76	74,970.00	75,793.94	1.47%	5080216000 ADA CONTRACTS	152,145.54	149,940.00	151,588.09	1.47%	
74,576.76	88,298.00	88,892.70	-15.54%	5089999900 **TOTAL PURCHASED TRANSPORTA	152,145.54	176,596.00	177,449.25	-13.85%	
5090000000 ** MISCELLANEOUS EXPENSES									
9,418.93	7,497.00	7,455.30	25.64%	5090116000 DUES & SUBSCRIPTIONS - G&A	28,673.29	14,994.00	17,099.22	91.23%	
195.00	8,330.00	8,374.10	-97.66%	5090216000 TRAVEL & MEETINGS - G&A	3,459.00	16,660.00	27,547.64	-79.24%	
0.00	0.00	0.00	0.00%	5090716000 BAD DEBT EXPENSE	0.00	0.00	0.00	0.00%	
231.72	16,666.67	18,208.10	-98.61%	5090816000 ADVERTISING EXPENSES - G&A	7,567.47	33,333.34	41,554.86	-77.30%	
0.00	0.00	0.00	0.00%	5090816200 ADVERTISING EXPENSES - IT	0.00	0.00	0.00	0.00%	
0.00	666.67	0.00	-100.00%	5090916000 TRUSTEE COMPENSATION	0.00	1,333.34	0.00	-100.00%	
700.00	500.00	65.05	40.00%	5091016000 POSTAGE	700.00	1,000.00	815.55	-30.00%	
0.00	0.00	0.00	0.00%	5091516000 LOSS/DISPOSAL FIXED ASSETS	0.00	0.00	0.00	0.00%	
0.00	0.00	0.00	0.00%	5091616000 ADVERTISING SERVICES EXPENSE	0.00	0.00	0.00	0.00%	
0.00	0.00	0.00	0.00%	5091716000 SUBSTANCE ABUSE PROGRAM	0.00	0.00	100.00	0.00%	
-95.00	1,666.67	545.56	-105.70%	5099901000 OTHER MISC EXPENSES - OPS	-140.00	3,333.34	725.56	-104.20%	
298.71	1,666.67	1,483.85	-82.08%	5099904000 OTHER MISC EXPENSES - MAINT	967.02	3,333.34	2,320.78	-70.99%	
1,762.11	9,579.50	2,961.83	-81.61%	5099916000 OTHER MISC EXPENSES - G&A	8,262.18	19,159.00	12,081.24	-56.88%	
173.00	2,915.50	266.75	-94.07%	5099916200 OTHER MISC EXPENSES - IT	443.50	5,831.00	360.50	-92.39%	
0.00	3,748.50	0.00	-100.00%	5099916300 OTHER MISC EXPENSES - IT - NON-R	0.00	7,497.00	0.00	-100.00%	
60.00	0.00	0.00	100.00%	5099916400 OTHER MISC EXPENSES - G&A - NON	60.00	0.00	99.74	100.00%	
0.00	0.00	0.00	0.00%	5099926000 UNALLOCATED EXPENSES	0.00	0.00	-398.00	0.00%	
12,744.47	53,237.18	39,360.54	-76.06%	5099999900 ** TOTAL MISCELLANEOUS EXPENS	49,992.46	106,474.36	102,307.09	-53.05%	
5110000000 ** INTEREST EXPENSES									
0.00	0.00	0.00	0.00%	5110116000 INTEREST - LONG-TERM DEBTS	0.00	0.00	0.00	0.00%	
17,273.85	0.00	218.25	100.00%	5110216000 INTEREST - SHORT-TERM DEBTS	39,139.09	0.00	390.28	100.00%	
17,273.85	0.00	218.25	100.00%	5119999900 ** TOTAL INTEREST	39,139.09	0.00	390.28	100.00%	

Champaign Urbana Mass Transit District

Budget Analysis Report

From Fiscal Year: 2021 Thru Fiscal Year: 2021		From Period 2 Thru Period 2		Division: 00 Champaign Urbana Mass Transit District				As of: 9/21/2020	
Aug-2020	Budget This Period	Aug-2019	Act/Bgt Var %		Actual Ytd	Jul-2020 thru Aug-2020 Budget Ytd	Last Ytd	Act/Bgt Var %	
5120000000 ** LEASE & RENTALS									
0.00	18,742.50	0.00	-100.00%	5120401000 PASSENGER REVENUE VEHICLES -	0.00	37,485.00	0.00	-100.00%	
706.04	2,000.00	0.00	-64.70%	5120516000 SERVICE VEHICLE LEASES	1,412.08	4,000.00	0.00	-64.70%	
2,007.21	24,990.00	2,007.21	-91.97%	5120704000 GARAGE EQUIPMENT LEASES - MAIN	4,014.42	49,980.00	4,014.42	-91.97%	
0.00	0.00	0.00	0.00%	5120901000 RADIO EQUIPMENT LEASES - OPS	0.00	0.00	0.00	0.00%	
8,557.44	0.00	2,961.00	100.00%	5121216000 G&A FACILITIES LEASES	17,086.85	0.00	5,920.24	100.00%	
10,415.71	0.00	11,992.12	100.00%	5121301000 MISC LEASES - OPS	20,650.41	0.00	23,574.24	100.00%	
2,277.13	0.00	2,528.19	100.00%	5121304000 MISC LEASES - MAINT	4,156.02	0.00	2,528.19	100.00%	
2,896.31	1,332.80	5,107.52	117.31%	5121316000 MISC LEASES - G&A	2,896.31	2,665.60	5,107.52	8.66%	
798.24	0.00	788.50	100.00%	5121316200 MISC LEASES - IT	1,451.67	0.00	1,441.93	100.00%	
0.00	0.00	0.00	0.00%	5121316300 MISC LEASES - IT - NON-REIMB	0.00	0.00	0.00	0.00%	
0.00	0.00	0.00	0.00%	5121316400 MISC LEASES - G&A - NON-REIMB	0.00	0.00	0.00	0.00%	
27,658.08	47,065.30	25,384.54	-41.23%	5129999900 ** TOTAL LEASE & RENTALS	51,667.76	94,130.60	42,586.54	-45.11%	
5130000000 ** DEPRECIATION									
0.00	0.00	0.00	0.00%	5130201000 PASSENGER SHELTER DEPRECIATIO	0.00	0.00	0.00	0.00%	
0.00	0.00	0.00	0.00%	5130401000 REVENUE VEHICLE DEPRECIATION	0.00	0.00	0.00	0.00%	
0.00	0.00	0.00	0.00%	5130516000 SERVICE VEHICLE DEPRECIATION	0.00	0.00	0.00	0.00%	
0.00	0.00	0.00	0.00%	5130704000 GARAGE EQUIP DEPRECIATION	0.00	0.00	0.00	0.00%	
0.00	0.00	0.00	0.00%	5130901000 REVENUE VEHICLE RADIO EQUIP DE	0.00	0.00	0.00	0.00%	
0.00	0.00	0.00	0.00%	5131016000 COMPUTER EQUIP DEPRECIATION	0.00	0.00	0.00	0.00%	
0.00	0.00	0.00	0.00%	5131116000 REVENUE COLLECTION EQUIP DEPR	0.00	0.00	0.00	0.00%	
0.00	0.00	0.00	0.00%	5131216000 G&A FACILITIES DEPRECIATION	0.00	0.00	0.00	0.00%	
0.00	0.00	0.00	0.00%	5131316000 G&A SYSTEM DEVELOPMENT DEPR	0.00	0.00	0.00	0.00%	
0.00	0.00	0.00	0.00%	5131416000 MISCELLANEOUS EQUIP DEPR	0.00	0.00	0.00	0.00%	
0.00	0.00	0.00	0.00%	5131516000 OFFICE EQUIP DEPRECIATION	0.00	0.00	0.00	0.00%	
0.00	0.00	0.00	0.00%	5139999900 ** TOTAL DEPRECIATION	0.00	0.00	0.00	0.00%	
0.00	0.00	0.00	0.00%	5170116000 DEBT SERVICE ON EQUIPMENT & FA	0.00	0.00	0.00	0.00%	
3,228,639.60	3,800,810.27	3,346,795.35	-15.05%	5999990000 **** TOTAL EXPENSES ****	6,341,734.50	7,473,889.31	6,419,719.96	-15.15%	
101,438.91	-459,793.13	191,690.59	-122.06%	5999999800 NET SURPLUS (DEFICIT)	234,213.08	-945,645.83	355,669.26	-124.77%	

Champaign-Urbana Mass Transit District
Accounts Payable Check Disbursement List
BUSEY BANK OPERATING ACCOUNT

From Date: 08/01/2020

Thru Date: 08/31/2020

Check #	Check Date	Ref #	Payee	Total Paid	C-CARTS Portion	MTD Portion	Voided
150912	8/13/2020	A0025	A.N.F. ELECTRIC, INC.	\$179.00	\$0.00	\$179.00	
150913	8/13/2020	A1934	ADVANCE AUTO PARTS	\$65.30	\$0.00	\$65.30	
150914	8/13/2020	A2488	** AFLAC GROUP INSURANCE	\$362.24	\$0.00	\$362.24	
150915	8/13/2020	A5085	AMERENIP	\$633.11	\$0.00	\$633.11	
150916	8/13/2020	A8007	AT & T	\$1,762.32	\$0.00	\$1,762.32	
150917	8/13/2020	A8011	AT&T MOBILITY-CC	\$364.99	\$0.00	\$364.99	
150918	8/13/2020	A8155	ATLAS CAB	\$1,496.00	\$0.00	\$1,496.00	
150919	8/13/2020	A85755	AUTOMOTIVE COLOR & SUPPLY CORP	\$260.17	\$0.00	\$260.17	
150920	8/13/2020	B7325	BRASCO INTERNATIONAL, INC.	\$5,900.00	\$0.00	\$5,900.00	
150921	8/13/2020	C0100	CADENCE TEAM, INC	\$60.00	\$0.00	\$60.00	
150922	8/13/2020	C0275	CCMSI	\$5,082.32	\$0.00	\$5,082.32	
150923	8/13/2020	C1136	CCG, INC.	\$116.90	\$0.00	\$116.90	
150924	8/13/2020	C2165	CENTRAL ILLINOIS TRUCKS	\$277.96	\$0.00	\$277.96	
150925	8/13/2020	C2172	CMS/LGHP	\$490,529.00	\$3,459.00	\$487,070.00	
150926	8/13/2020	C3042	CHAMPAIGN CHRYSLER DODGE JEEP RAM	\$458.25	\$0.00	\$458.25	
150927	8/13/2020	C3045	CITY OF CHAMPAIGN	\$11,592.74	\$0.00	\$11,592.74	
150928	8/13/2020	C3051	CHAMPAIGN CO. COLLECTOR	\$10,875.42	\$0.00	\$10,875.42	
150929	8/13/2020	C3105	CHEMICAL MAINTENANCE INC.	\$3,623.47	\$0.00	\$3,623.47	
150930	8/13/2020	C4588	CLEAN THE UNIFORM COMPANY HIGHLAND	\$954.90	\$0.00	\$954.90	
150931	8/13/2020	C6257	** MARSHA L. COMBS-SKINNER	\$1,450.62	\$0.00	\$1,450.62	
150932	8/13/2020	C6258	COLUMBIA STREET ROASTERY	\$4.00	\$0.00	\$4.00	
150933	8/13/2020	C6263	COMCAST CABLE	\$447.51	\$0.00	\$447.51	
150934	8/13/2020	C6284	CONSOLIDATED COMMUNICATIONS ENTERPRISE S	\$2,795.95	\$0.00	\$2,795.95	
150935	8/13/2020	C6291	CONVERGINT TECHNOLOGIES	\$0.00	\$0.00	\$0.00	X
150936	8/13/2020	C8500	CUMMINS CROSSPOINT	\$2,310.00	\$0.00	\$2,310.00	
150937	8/13/2020	D0423	DAVE & HARRY LOCKSMITHS	\$52.50	\$0.00	\$52.50	
150938	8/13/2020	D2012	DEAN'S GRAPHICS	\$75.00	\$0.00	\$75.00	
150939	8/13/2020	D2850	DEVELOPMENTAL SERVICES	\$43,339.95	\$0.00	\$43,339.95	
150940	8/13/2020	D3575	DIRECT ENERGY BUSINESS	\$14,527.58	\$0.00	\$14,527.58	
150941	8/13/2020	D3576	DIRECT ENERGY BUSINESS	\$1,411.77	\$0.00	\$1,411.77	
150942	8/13/2020	D8520	DUNCAN SUPPLY CO. INC.	\$341.47	\$0.00	\$341.47	
150943	8/13/2020	D8587	DUST & SON OF CHAMPAIGN COUNTY, INC	\$309.41	\$0.00	\$309.41	
150944	8/13/2020	E0350	E-CONOLIGHT LLC	\$899.88	\$0.00	\$899.88	
150945	8/13/2020	E3390	EIGHT 22, LLC	\$10,000.00	\$0.00	\$10,000.00	
150946	8/13/2020	F0365	FASTENAL COMPANY	\$512.21	\$0.00	\$512.21	
150947	8/13/2020	F0367	FASTENERS ETC., INC.	\$97.79	\$0.00	\$97.79	
150948	8/13/2020	F6367	FORD CITY	\$0.00	\$0.00	\$0.00	X
150949	8/13/2020	F6367	FORD CITY	\$2,948.31	\$0.00	\$2,948.31	
150950	8/13/2020	G4293	GLOBAL TECHNICAL SYSTEMS, INC.	\$4,500.00	\$0.00	\$4,500.00	
150951	8/13/2020	G6300	GOODYEAR TIRE & RUBBER CO	\$10,298.10	\$0.00	\$10,298.10	
150952	8/13/2020	G7308	GRAINGER	\$24.60	\$0.00	\$24.60	
150953	8/13/2020	G7375	GRIMCO, INC	\$159.33	\$0.00	\$159.33	
150954	8/13/2020	G8488	GULLIFORD SEPTIC & SEWER	\$528.29	\$0.00	\$528.29	
150955	8/13/2020	H3564	HIRERIGHT SOLUTIONS INC.	\$972.96	\$195.13	\$777.83	
150956	8/13/2020	I4750	ILLINI FIRE EQUIPMENT CO.	\$1,560.00	\$0.00	\$1,560.00	
150957	8/13/2020	I4790	ILLINOIS-AMERICAN WATER	\$370.71	\$0.00	\$370.71	
150958	8/13/2020	I4815	ILLINOIS CHAMBER OF COMMERCE	\$520.00	\$0.00	\$520.00	
150959	8/13/2020	I5562	INDIANA STANDARDS LABORATORY	\$212.00	\$0.00	\$212.00	
150960	8/13/2020	I5758	INIT INC.	\$11,713.00	\$0.00	\$11,713.00	
150961	8/13/2020	I5904	INTERSTATE BATTERIES	\$255.90	\$0.00	\$255.90	
150962	8/13/2020	I8235	I3 BROADBAND - CU	\$941.04	\$0.00	\$941.04	
150963	8/13/2020	J0320	JANITOR & MAINTENANCE SUPPLIES, INC.	\$316.60	\$0.00	\$316.60	
150964	8/13/2020	J6136	JOHNSON CONTROLS FIRE PROTECTION LP	\$835.17	\$0.00	\$835.17	
150965	8/13/2020	K2166	KEMPER INDUSTRIAL EQUIP.	\$463.50	\$0.00	\$463.50	
150966	8/13/2020	L2005	DONALD DAVID OWEN	\$5,400.00	\$0.00	\$5,400.00	
150967	8/13/2020	L4783	LLOYDS REGISTER QUALITY ASSURANCE INC.	\$875.00	\$0.00	\$875.00	
150968	8/13/2020	L6446	LOWE'S	\$733.87	\$0.00	\$733.87	
150969	8/13/2020	M0377	MARTIN ONE SOURCE	\$594.00	\$0.00	\$594.00	
150970	8/13/2020	M1246	MCMASTER-CARR SUPPLY CO.	\$1,004.68	\$0.00	\$1,004.68	
150971	8/13/2020	M2179	MENARD'S	\$176.33	\$0.00	\$176.33	
150972	8/13/2020	M2310	MEYER CAPEL	\$1,165.00	\$0.00	\$1,165.00	
150973	8/13/2020	M3389	** MIDLAND CREDIT MANAGEMENT, INC	\$315.77	\$0.00	\$315.77	
150974	8/13/2020	M34035	MIDWEST FIBER RECYCLING	\$105.00	\$0.00	\$105.00	
150975	8/13/2020	M6301	DAVID MICHAEL MOORE	\$3,735.00	\$0.00	\$3,735.00	
150976	8/13/2020	N0320	NAPA AUTO PARTS	\$0.00	\$0.00	\$0.00	X
150977	8/13/2020	N0320	NAPA AUTO PARTS	\$2,556.10	\$0.00	\$2,556.10	
150978	8/13/2020	N9686	** NYS CHILD SUPPORT PROCESSING CENTER	\$60.00	\$0.00	\$60.00	

Champaign-Urbana Mass Transit District
Accounts Payable Check Disbursement List
BUSEY BANK OPERATING ACCOUNT

From Date: 08/01/2020

Thru Date: 08/31/2020

Check #	Check Date	Ref #	Payee	Total Paid	C-CARTS Portion	MTD Portion	Voided
150979	8/13/2020	O5750	ONTARIO INVESTMENTS, INC.	\$2,388.13	\$0.00	\$2,388.13	
150980	8/13/2020	O7450	ORKIN EXTERMINATING CO.	\$715.32	\$0.00	\$715.32	
150981	8/13/2020	R0308	RAPID REPRODUCTIONS, INC.	\$356.12	\$0.00	\$356.12	
150982	8/13/2020	R6120	ROGARDS OFFICE PRODUCTS	\$791.82	\$0.00	\$791.82	
150983	8/13/2020	S0060	SAFEWORKS ILLINOIS	\$350.00	\$0.00	\$350.00	
150984	8/13/2020	S0078	SAFETY-KLEEN CORP.	\$4,913.65	\$0.00	\$4,913.65	
150985	8/13/2020	S0254	SAM'S CLUB	\$91.46	\$0.00	\$91.46	
150986	8/13/2020	S3003	RUSSELL E SHAFFER III	\$396.00	\$0.00	\$396.00	
150987	8/13/2020	S3100	SHI INTERNATIONAL CORP.	\$686.00	\$0.00	\$686.00	
150988	8/13/2020	S3115	DANIEL J. HARTMAN	\$3,311.21	\$0.00	\$3,311.21	
150989	8/13/2020	S5192	S.J. SMITH WELDING SUPPLY	\$53.75	\$0.00	\$53.75	
150990	8/13/2020	S6050	**SOCIAL SECURITY ADMINISTRATION	\$274.45	\$0.00	\$274.45	
150991	8/13/2020	S8508	SULLIVAN-PARKHILL	\$226.75	\$0.00	\$226.75	
150992	8/13/2020	S8560	SURFACE 51	\$7,020.00	\$0.00	\$7,020.00	
150993	8/13/2020	S9020	SYN-TECH SYSTEMS, INC.	\$516.00	\$0.00	\$516.00	
150994	8/13/2020	T2205	TEPPER ELECTRIC SUPPLY CO	\$42.72	\$0.00	\$42.72	
150995	8/13/2020	T2225	TERMINAL SUPPLY COMPANY	\$20.90	\$0.00	\$20.90	
150996	8/13/2020	T7590	TRUCK CENTERS, INC.	\$9,784.16	\$0.00	\$9,784.16	
150997	8/13/2020	T9069	TWILIO INC	\$318.42	\$0.00	\$318.42	
150998	8/13/2020	U5180	UNITED PARCEL SERVICE	\$40.45	\$0.00	\$40.45	
150999	8/13/2020	U5996	UNIVERSITY OF ILLINOIS	\$866.00	\$0.00	\$866.00	
151000	8/13/2020	U60295	ULINE	\$1,750.26	\$0.00	\$1,750.26	
151001	8/13/2020	U7355	U-C SANITARY DISTRICT	\$762.64	\$0.00	\$762.64	
151002	8/13/2020	U7357	CITY OF URBANA	\$2,661.14	\$0.00	\$2,661.14	
151003	8/13/2020	U7385	URBANA TRUE TIRES	\$4,598.72	\$0.00	\$4,598.72	
151004	8/13/2020	V2233	VERIZON WIRELESS	\$531.68	\$0.00	\$531.68	
151005	8/20/2020	A0865	ABSOPURE WATER COMPANY	\$9.00	\$0.00	\$9.00	
151006	8/20/2020	A2487	**AFLAC	\$8,889.18	\$0.00	\$8,889.18	
151007	8/20/2020	A5085	AMERENIP	\$1,765.32	\$0.00	\$1,765.32	
151008	8/20/2020	A5571	CALEB M. ANDERS	\$81.74	\$0.00	\$81.74	
151009	8/20/2020	A7324	PDC/AREA COMPANIES	\$1,052.60	\$0.00	\$1,052.60	
151010	8/20/2020	A8007	AT & T	\$359.14	\$0.00	\$359.14	
151011	8/20/2020	B0427	**BARBECK COMMUNICATION	\$305.10	\$305.10	\$0.00	
151012	8/20/2020	B3555	BIRKEY'S FARM STORE, INC.	\$1,328.86	\$0.00	\$1,328.86	
151013	8/20/2020	C0275	CCMSI	\$4,375.00	\$0.00	\$4,375.00	
151014	8/20/2020	C2159	CENTRAL STATES BUS SALES, INC.	\$451.86	\$0.00	\$451.86	
151015	8/20/2020	C2165	CENTRAL ILLINOIS TRUCKS	\$4,743.82	\$0.00	\$4,743.82	
151016	8/20/2020	C3005	CHAMP.CO.CHAMBER OF COMMERCE	\$51.00	\$0.00	\$51.00	
151017	8/20/2020	C3086	**CHAMPAIGN-URBANA MASS TRANSIT DISTRICT	\$5,066.67	\$5,066.67	\$0.00	
151018	8/20/2020	C3105	CHEMICAL MAINTENANCE INC.	\$1,167.81	\$0.00	\$1,167.81	
151019	8/20/2020	C3512	CINTAS FIRST AID & SAFETY	\$32.19	\$0.00	\$32.19	
151020	8/20/2020	C4588	CLEAN THE UNIFORM COMPANY HIGHLAND	\$501.19	\$0.00	\$501.19	
151021	8/20/2020	C6257	**MARSHA L. COMBS-SKINNER	\$1,450.62	\$0.00	\$1,450.62	
151022	8/20/2020	C6258	COLUMBIA STREET ROASTERY	\$48.00	\$0.00	\$48.00	
151023	8/20/2020	C6263	COMCAST CABLE	\$168.40	\$0.00	\$168.40	
151024	8/20/2020	C6297	CORE CHAMPAIGN HOCKEY, LLC	\$8,000.00	\$0.00	\$8,000.00	
151025	8/20/2020	D2012	DEAN'S GRAPHICS	\$1,960.00	\$0.00	\$1,960.00	
151026	8/20/2020	D2110	DE LAGE LANDEN FINANCIAL SERVICES, INC.	\$1,878.89	\$0.00	\$1,878.89	
151027	8/20/2020	D3575	DIRECT ENERGY BUSINESS	\$10,296.66	\$0.00	\$10,296.66	
151028	8/20/2020	F6367	FORD CITY	\$300.24	\$0.00	\$300.24	
151029	8/20/2020	G3484	GILLIG LLC	\$715.81	\$0.00	\$715.81	
151030	8/20/2020	G4293	GLOBAL TECHNICAL SYSTEMS, INC.	\$2,206.60	\$0.00	\$2,206.60	
151031	8/20/2020	I4973	ILLINOIS TOLLWAY	\$20.43	\$0.00	\$20.43	
151032	8/20/2020	I5904	INTERSTATE BATTERIES	\$261.90	\$0.00	\$261.90	
151033	8/20/2020	K2166	KEMPER INDUSTRIAL EQUIP.	\$144.00	\$0.00	\$144.00	
151034	8/20/2020	K2190	KEN'S OIL SERVICE, INC.	\$9,845.71	\$0.00	\$9,845.71	
151035	8/20/2020	L9642	LYNN A. UMBARGER	\$2,000.00	\$0.00	\$2,000.00	
151036	8/20/2020	M1269	MCS OFFICE TECHNOLOGIES	\$4,105.00	\$0.00	\$4,105.00	
151037	8/20/2020	M2179	MENARD'S	\$253.38	\$0.00	\$253.38	
151038	8/20/2020	M3389	**MIDLAND CREDIT MANAGEMENT, INC	\$309.76	\$0.00	\$309.76	
151039	8/20/2020	N0320	NAPA AUTO PARTS	\$202.16	\$0.00	\$202.16	
151040	8/20/2020	N2292	THE AFTERMARKET PARTS COMPANY, LLC.	\$0.00	\$0.00	\$0.00	
151041	8/20/2020	N2292	THE AFTERMARKET PARTS COMPANY, LLC.	\$12,780.46	\$0.00	\$12,780.46	
151042	8/20/2020	N9686	**NYS CHILD SUPPORT PROCESSING CENTER	\$60.00	\$0.00	\$60.00	
151043	8/20/2020	O7450	ORKIN EXTERMINATING CO.	\$193.00	\$0.00	\$193.00	
151044	8/20/2020	P2256	PETTY CASH (CHANGE FUND)	\$196.00	\$0.00	\$196.00	
151045	8/20/2020	P3591	STEPHEN D. PITTMAN	\$376.32	\$0.00	\$376.32	
151046	8/20/2020	P4521	CYNTHIA HOYLE	\$3,900.00	\$0.00	\$3,900.00	

X

Champaign-Urbana Mass Transit District
Accounts Payable Check Disbursement List
BUSEY BANK OPERATING ACCOUNT

From Date: 08/01/2020

Thru Date: 08/31/2020

Check #	Check Date	Ref #	Payee	Total Paid	C-CARTS Portion	MTD Portion	Voided
151047	8/20/2020	P4525	NORMA MCFARLAND	\$445.98	\$0.00	\$445.98	
151048	8/20/2020	R0308	RAPID REPRODUCTIONS, INC.	\$371.82	\$0.00	\$371.82	
151049	8/20/2020	R6000	ROBBINS, SCHWARTZ, NICHOLAS, LIFTON & TA	\$292.50	\$0.00	\$292.50	
151050	8/20/2020	R6120	ROGARDS OFFICE PRODUCTS	\$90.67	\$0.00	\$90.67	
151051	8/20/2020	S0078	SAFETY-KLEEN CORP.	\$1,589.61	\$0.00	\$1,589.61	
151052	8/20/2020	S0230	CARL J. SALDEEN	\$79.68	\$0.00	\$79.68	
151053	8/20/2020	S3100	SHI INTERNATIONAL CORP.	\$763.79	\$0.00	\$763.79	
151054	8/20/2020	S6050	SOCIAL SECURITY ADMINISTRATION	\$291.54	\$0.00	\$291.54	
151055	8/20/2020	S8065	CONSTRUCT SUPPLY GRP/SBP ACQUISITION LLC	\$165.72	\$0.00	\$165.72	
151056	8/20/2020	T0004	TRANSITNEWS.NET	\$399.98	\$0.00	\$399.98	
151057	8/20/2020	T0007	TJ'S LAUNDRY & DRY CLEANING	\$179.30	\$0.00	\$179.30	
151058	8/20/2020	T0474	TAYLOR & BLACKBURN	\$1,016.95	\$0.00	\$1,016.95	
151059	8/20/2020	T3063	THERMO KING MIDWEST, INC.	\$432.47	\$0.00	\$432.47	
151060	8/20/2020	T7510	TROPHYTIME	\$57.90	\$0.00	\$57.90	
151061	8/20/2020	T7585	TRUGREEN CHEMLAWN	\$153.63	\$0.00	\$153.63	
151062	8/20/2020	T7590	TRUCK CENTERS, INC.	\$7,039.29	\$0.00	\$7,039.29	
151063	8/20/2020	U7355	U-C SANITARY DISTRICT	\$2,428.30	\$0.00	\$2,428.30	
151064	8/20/2020	W3500	WIMACTEL INC.	\$15.32	\$0.00	\$15.32	
151065	8/21/2020	S2227	SERV-U	\$4,991.77	\$0.00	\$4,991.77	
151066	8/27/2020	A1934	ADVANCE AUTO PARTS	\$8.98	\$0.00	\$8.98	
151067	8/27/2020	A47019	PERRY ALBRECHT	\$1,536.88	\$0.00	\$1,536.88	
151068	8/27/2020	A8007	AT & T	\$395.18	\$0.00	\$395.18	
151069	8/27/2020	A85755	AUTOMOTIVE COLOR & SUPPLY CORP	\$398.70	\$0.00	\$398.70	
151070	8/27/2020	B0060	BACON & VAN BUSKIRK	\$320.00	\$0.00	\$320.00	
151071	8/27/2020	B0427	BARBECK COMMUNICATION	\$320.00	\$0.00	\$320.00	
151072	8/27/2020	B2180	BENEFIT PLANNING CONSULTANTS, INC.	\$780.00	\$0.00	\$780.00	
151073	8/27/2020	B3555	BIRKEY'S FARM STORE, INC.	\$1,898.12	\$0.00	\$1,898.12	
151074	8/27/2020	B4510	BLACK & COMPANY	\$156.96	\$0.00	\$156.96	
151075	8/27/2020	B4516	BLAKE SALES	\$7,878.58	\$0.00	\$7,878.58	
151076	8/27/2020	C0350	CARDMEMBER SERVICE	\$4,039.98	\$0.00	\$4,039.98	
151077	8/27/2020	C2165	CENTRAL ILLINOIS TRUCKS	\$56.62	\$0.00	\$56.62	
151078	8/27/2020	C2231	CERTIFIED LABORATORIES	\$5,249.70	\$0.00	\$5,249.70	
151079	8/27/2020	C3042	CHAMPAIGN CHRYSLER DODGE JEEP RAM	\$171.76	\$0.00	\$171.76	
151080	8/27/2020	C3100	CHELSEA FINANCIAL GROUP, LTD.	\$11,270.69	\$0.00	\$11,270.69	
151081	8/27/2020	C3105	CHEMICAL MAINTENANCE INC.	\$1,310.07	\$0.00	\$1,310.07	
151082	8/27/2020	C4588	CLEAN THE UNIFORM COMPANY HIGHLAND	\$994.52	\$0.00	\$994.52	
151083	8/27/2020	C6258	COLUMBIA STREET ROASTERY	\$360.50	\$0.00	\$360.50	
151084	8/27/2020	C6259	COMMERCE BANK CREDIT CARD	\$3,011.32	\$0.00	\$3,011.32	
151085	8/27/2020	C6282	CONNOR COMPANY	\$321.29	\$0.00	\$321.29	
151086	8/27/2020	C8450	CU HARDWARE COMPANY	\$6.98	\$0.00	\$6.98	
151087	8/27/2020	D2012	DEAN'S GRAPHICS	\$182.00	\$0.00	\$182.00	
151088	8/27/2020	D8520	DUNCAN SUPPLY CO. INC.	\$281.88	\$0.00	\$281.88	
151089	8/27/2020	D8587	DUST & SON OF CHAMPAIGN COUNTY, INC	\$418.64	\$0.00	\$418.64	
151090	8/27/2020	F0367	FASTENERS ETC., INC.	\$142.19	\$0.00	\$142.19	
151091	8/27/2020	F2013	F.E. MORAN, INC.	\$192.00	\$0.00	\$192.00	
151092	8/27/2020	F6367	FORD CITY	\$21.84	\$0.00	\$21.84	
151093	8/27/2020	G2320	GETZ FIRE EQUIPMENT CO.	\$1,611.15	\$0.00	\$1,611.15	
151094	8/27/2020	G3484	GILLIG LLC	\$96.94	\$0.00	\$96.94	
151095	8/27/2020	G4290	GLOBAL EQUIPMENT COMPANY	\$338.50	\$0.00	\$338.50	
151096	8/27/2020	G7308	GRAINGER	\$612.36	\$0.00	\$612.36	
151097	8/27/2020	G73301	GRAYBAR ELECTRIC COMPANY	\$69.00	\$0.00	\$69.00	
151098	8/27/2020	H2245	STEPHEN HERTEL	\$53.12	\$0.00	\$53.12	
151099	8/27/2020	I4747	ILLINI FS, INC.	\$10,206.92	\$0.00	\$10,206.92	
151100	8/27/2020	I4750	ILLINI FIRE EQUIPMENT CO.	\$2,340.00	\$0.00	\$2,340.00	
151101	8/27/2020	I4790	ILLINOIS-AMERICAN WATER	\$704.97	\$0.00	\$704.97	
151102	8/27/2020	I5562	INDIANA STANDARDS LABORATORY	\$212.00	\$0.00	\$212.00	
151103	8/27/2020	J0320	JANITOR & MAINTENANCE SUPPLIES, INC.	\$393.88	\$0.00	\$393.88	
151104	8/27/2020	J6136	JOHNSON CONTROLS FIRE PROTECTION LP	\$4,935.04	\$0.00	\$4,935.04	
151105	8/27/2020	K2190	KEN'S OIL SERVICE, INC.	\$28,992.61	\$0.00	\$28,992.61	
151106	8/27/2020	L0440	LAWSON PRODUCTS, INC.	\$817.70	\$0.00	\$817.70	
151107	8/27/2020	L3511	LIQUID WASTE REMOVAL, INC.	\$335.00	\$0.00	\$335.00	
151108	8/27/2020	M0377	MARTIN ONE SOURCE	\$1,430.00	\$0.00	\$1,430.00	
151109	8/27/2020	M1246	MCMASTER-CARR SUPPLY CO.	\$398.81	\$0.00	\$398.81	
151110	8/27/2020	M2179	MENARD'S	\$2,703.45	\$0.00	\$2,703.45	
151111	8/27/2020	M3015	MH EQUIPMENT COMPANY	\$91.67	\$0.00	\$91.67	
151112	8/27/2020	M3375	MID ILLINOIS DEVELOPMENT, LLC	\$8,500.00	\$0.00	\$8,500.00	
151113	8/27/2020	M9000	MYBINDING.COM	\$1,188.62	\$0.00	\$1,188.62	
151114	8/27/2020	N0320	NAPA AUTO PARTS	\$355.92	\$0.00	\$355.92	

Champaign-Urbana Mass Transit District
Accounts Payable Check Disbursement List
BUSEY BANK OPERATING ACCOUNT

From Date: 08/01/2020

Thru Date: 08/31/2020

Check #	Check Date	Ref #	Payee	Total Paid	C-CARTS Portion	MTD Portion	Voided
151115	8/27/2020	N2292	THE AFTERMARKET PARTS COMPANY, LLC.	\$0.00	\$0.00	\$0.00	X
151116	8/27/2020	N2292	THE AFTERMARKET PARTS COMPANY, LLC.	\$0.00	\$0.00	\$0.00	X
151117	8/27/2020	N2292	THE AFTERMARKET PARTS COMPANY, LLC.	\$23,558.10	\$0.00	\$23,558.10	
151118	8/27/2020	P7367	PREMIER PRINT GROUP	\$14,115.00	\$0.00	\$14,115.00	
151119	8/27/2020	P7513	PROSPECT BANK	\$3,000,000.00	\$0.00	\$3,000,000.00	
151120	8/27/2020	P8690	PYROLYX TIRE RECYCLING, LLC	\$756.00	\$0.00	\$756.00	
151121	8/27/2020	Q8455	QUILL	\$73.84	\$0.00	\$73.84	
151122	8/27/2020	R3488	RILCO OF PEORIA, INC.	\$7,169.15	\$0.00	\$7,169.15	
151123	8/27/2020	R6120	ROGARDS OFFICE PRODUCTS	\$459.90	\$0.00	\$459.90	
151124	8/27/2020	S0060	SAFEWORKS ILLINOIS	\$2,516.00	\$50.00	\$2,466.00	
151125	8/27/2020	S3487	SILVER MACHINE SHOP	\$360.00	\$0.00	\$360.00	
151126	8/27/2020	S5192	S.J. SMITH WELDING SUPPLY	\$78.12	\$0.00	\$78.12	
151127	8/27/2020	T0007	TJ'S LAUNDRY & DRY CLEANING	\$36.30	\$0.00	\$36.30	
151128	8/27/2020	T0474	TAYLOR & BLACKBURN	\$3,125.96	\$0.00	\$3,125.96	
151129	8/27/2020	T2225	TERMINAL SUPPLY COMPANY	\$269.73	\$0.00	\$269.73	
151130	8/27/2020	T7420	TRILLIUM TRANSPORTATION FUELS, LLC	\$7,411.70	\$0.00	\$7,411.70	
151131	8/27/2020	T7585	TRUGREEN CHEMLAWN	\$275.00	\$0.00	\$275.00	
151132	8/27/2020	T7590	TRUCK CENTERS, INC.	\$1,859.42	\$0.00	\$1,859.42	
151133	8/27/2020	U5180	UNITED PARCEL SERVICE	\$49.17	\$0.00	\$49.17	
151134	8/27/2020	U5998	UNIVERSITY OF ILLINOIS	\$32,723.83	\$0.00	\$32,723.83	
151135	8/27/2020	U60295	ULINE	\$644.14	\$0.00	\$644.14	
151136	8/27/2020	U7385	URBANA TRUE TIRES	\$1,852.14	\$0.00	\$1,852.14	
151137	8/27/2020	V2233	VERIZON WIRELESS	\$360.10	\$360.10	\$0.00	
151138	8/27/2020	W2118	NANCY WEHLING	\$158.30	\$0.00	\$158.30	
151139	8/27/2020	W3508	ZACKARY WINGLER	\$138.97	\$0.00	\$138.97	
151140	8/27/2020	W8564	WURTH USA MIDWEST, INC.	\$451.70	\$0.00	\$451.70	
151141	8/28/2020	C6291	CONVERGINT TECHNOLOGIES	\$84,190.00	\$0.00	\$84,190.00	
80120	8/1/2020	U7359	URBANA MUNICIPAL EMPL. CREDIT UNION	\$44,090.09	\$0.00	\$44,090.09	
8022020	8/7/2020	I0025	VANTAGEPOINT TRANSFER AGENTS - 301281	\$20,296.41	\$0.00	\$20,296.41	
8032020	8/7/2020	I0025	VANTAGEPOINT TRANSFER AGENTS - 301281	\$8,182.03	\$0.00	\$8,182.03	
80420	8/4/2020	C3560	CIRCLE K FLEET	\$14,012.38	\$6,895.04	\$7,117.34	
8042020	8/7/2020	I0025	VANTAGEPOINT TRANSFER AGENTS - 301281	\$6,453.39	\$0.00	\$6,453.39	
8052020	8/5/2020	S8030	STATES DISBURSEMENT UNIT	\$1,613.59	\$0.00	\$1,613.59	
8072010	8/7/2020	I5862	INTERNAL REVENUE SERVICE	\$2,099.86	\$0.00	\$2,099.86	
8072020	8/7/2020	I5862	INTERNAL REVENUE SERVICE	\$183,913.58	\$0.00	\$183,913.58	
8082010	8/7/2020	I4826	ILLINOIS DEPT OF REVENUE	\$458.90	\$0.00	\$458.90	
8082020	8/7/2020	I4826	ILLINOIS DEPT OF REVENUE	\$32,482.33	\$0.00	\$32,482.33	
8102010	8/10/2020	I4830	I.M.R.F.	\$3,196.46	\$2,349.87	\$846.59	
8102020	8/10/2020	I4830	I.M.R.F.	\$269,645.05	\$0.00	\$269,645.05	
8122020	8/12/2020	I4830	I.M.R.F.	\$49,887.28	\$0.00	\$49,887.28	
8132020	8/13/2020	I4830	I.M.R.F.	\$20,785.18	\$0.00	\$20,785.18	
81520	8/20/2020	U7359	URBANA MUNICIPAL EMPL. CREDIT UNION	\$44,083.26	\$0.00	\$44,083.26	
8152020	8/24/2020	I0025	VANTAGEPOINT TRANSFER AGENTS - 301281	\$20,846.41	\$0.00	\$20,846.41	
8162020	8/21/2020	I0025	VANTAGEPOINT TRANSFER AGENTS - 301281	\$8,202.97	\$0.00	\$8,202.97	
81910	8/19/2020	U7653	US BANK VENDOR SERVICES	\$195.29	\$195.29	\$0.00	
81920	8/19/2020	U7653	US BANK VENDOR SERVICES	\$3,251.46	\$0.00	\$3,251.46	
8192020	8/19/2020	S8030	STATES DISBURSEMENT UNIT	\$1,613.59	\$0.00	\$1,613.59	
82120	8/21/2020	I5862	INTERNAL REVENUE SERVICE	\$192,164.27	\$0.00	\$192,164.27	
8212010	8/21/2020	I4826	ILLINOIS DEPT OF REVENUE	\$529.04	\$0.00	\$529.04	
8212020	8/21/2020	I4826	ILLINOIS DEPT OF REVENUE	\$34,067.63	\$0.00	\$34,067.63	
82121	8/21/2020	I5862	INTERNAL REVENUE SERVICE	\$2,353.59	\$0.00	\$2,353.59	
8242020	8/24/2020	I0025	VANTAGEPOINT TRANSFER AGENTS - 301281	\$6,453.39	\$0.00	\$6,453.39	
82720	8/27/2020	B8584	BUSEY BANK	\$30,000.00	\$0.00	\$30,000.00	
				\$5,114,260.82	\$18,876.20	\$5,095,384.62	

** Pass through payments

^^ Internal bank transfers

Champaign Urbana Mass Transit District
Accounts Payable Check Disbursement List

Checking Account #: 011-8189-0

FLEX CHECKING-BUSEY BANK

From Date: 8/5/2020

Thru Date: 8/31/2020

Check #	Check Date	Ref #	Name	Amount	Voided
5517	8/5/2020	F4640	FLEX-EMPLOYEE REIMB.	\$96.15	
5518	8/19/2020	F4640	FLEX-EMPLOYEE REIMB.	\$0.00	<input checked="" type="checkbox"/>
5519	8/19/2020	F4640	FLEX-EMPLOYEE REIMB.	\$96.15	
8032020	8/5/2020	F4640	FLEX-EMPLOYEE REIMB.	\$35.60	
8042020	8/5/2020	F4640	FLEX-EMPLOYEE REIMB.	\$1,083.59	
8052020	8/5/2020	F4640	FLEX-EMPLOYEE REIMB.	\$975.00	
8112020	8/12/2020	F4640	FLEX-EMPLOYEE REIMB.	\$110.79	
8122020	8/12/2020	F4640	FLEX-EMPLOYEE REIMB.	\$290.00	
82620	8/26/2020	F4640	FLEX-EMPLOYEE REIMB.	\$295.00	
83120	8/31/2020	F4640	FLEX-EMPLOYEE REIMB.	\$8,852.82	
Total:				\$11,835.10	

Champaign Urbana Mass Transit District

Accounts Payable Check Disbursement List

Checking Account #: 1005282347

FIRST MID BANK & TRUST - OPERATING

From Date: 8/20/2020

Thru Date: 8/20/2020

Check #	Check Date	Ref #	Name	Amount	Voided
82020	8/20/2020	F3612	FIRST MID BANK & TRUST	\$27,430.25	
Total:				\$27,430.25	

This account has been closed. A balance of \$27,430.25 was transferred to the First Mid Bank & Trust Money Market account.

Champaign Urbana Mass Transit District

Accounts Payable Check Disbursement List

Checking Account #: 5730300

PROSPECT BANK - MUNIWISE FUNDS

From Date: 8/14/2020

Thru Date: 8/14/2020

Check #	Check Date	Ref #	Name	Amount	Voided
81402	8/14/2020	P7513	** PROSPECT BANK	\$1,923,098.96	
81420	8/14/2020	P7513	** PROSPECT BANK	\$117,520.18	
Total:				\$2,040,619.14	

** Loan payments for FY20 Debt Service projects.

Account Summary

Basic Securities Account

CHAMPAIGN URBANA MASS TRANSIT DIST
C/O KARL GNADT & BRENDA E EILBRACHTCHANGE IN VALUE OF YOUR ACCOUNTS (includes accrued interest)

	This Period (8/1/20-8/31/20)	This Year (1/1/20-8/31/20)
TOTAL BEGINNING VALUE	\$3,416,643.82	\$3,873,271.14
Credits	—	—
Debits	—	(558,980.29)
Security Transfers	—	—
Net Credits/Debits/Transfers	—	\$(558,980.29)
Change in Value	1,381.27	103,734.24
TOTAL ENDING VALUE	\$3,418,025.09	\$3,418,025.09

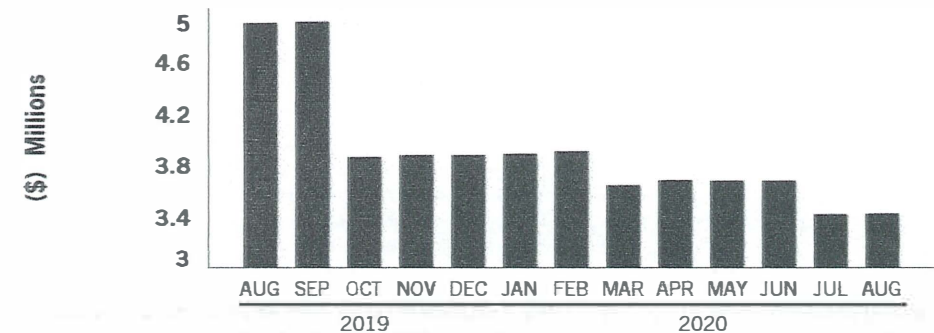
ASSET ALLOCATION (includes accrued interest)

	Market Value	Percentage
Cash	\$6,441.21	0.19
Fixed Income & Preferreds	3,411,583.88	99.81
TOTAL VALUE	\$3,418,025.09	100.00%

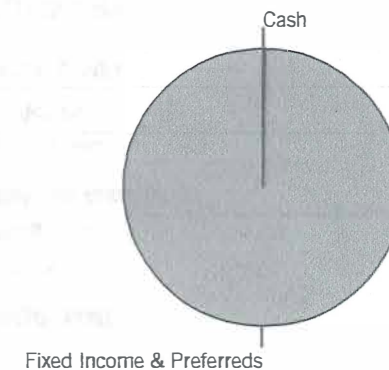
FDIC rules apply and Bank Deposits are eligible for FDIC insurance but are not covered by SIPC. Cash and securities (including MMFs) are eligible for SIPC coverage. See Expanded Disclosures. Values may include assets externally held, which are provided to you as a courtesy, and may not be covered by SIPC. For additional information, refer to the corresponding section of this statement.

MARKET VALUE OVER TIME

The below chart displays the most recent thirteen months of Market Value.



This chart does not reflect corrections to Market Value made subsequent to the dates depicted. It may exclude transactions in Annuities or positions where we are not the custodian, which could delay the reporting of Market Value.



This asset allocation represents holdings on a trade date basis, and projected settled Cash/BDP and MMF balances. These classifications do not constitute a recommendation and may differ from the classification of instruments for regulatory or tax purposes.

Account Summary

Basic Securities Account

CHAMPAIGN URBANA MASS TRANSIT DIST
C/O KARL GNADT & BRENDA E EILBRACHT

BALANCE SHEET ^(^ includes accrued interest)

	Last Period (as of 7/31/20)	This Period (as of 8/31/20)
Cash, BDP, MMFs	\$4,466.52	\$6,441.21
Certificates of Deposit ^	3,412,177.30	3,411,583.88
Total Assets	\$3,416,643.82	\$3,418,025.09
Total Liabilities (outstanding balance)	—	—
TOTAL VALUE	\$3,416,643.82	\$3,418,025.09

INCOME AND DISTRIBUTION SUMMARY

	This Period (8/1/20-8/31/20)	This Year (1/1/20-8/31/20)
Interest	\$1,974.69	\$56,408.78
Income And Distributions	\$1,974.69	\$56,408.78
Tax-Exempt Income	—	—
TOTAL INCOME AND DISTRIBUTIONS	\$1,974.69	\$56,408.78

Taxable and tax exempt income classifications are based on the characteristics of the underlying securities and not the taxable status of the account.

CASH FLOW

	This Period (8/1/20-8/31/20)	This Year (1/1/20-8/31/20)
OPENING CASH, BDP, MMFs	\$4,466.52	\$9,012.72
Sales and Redemptions	—	500,000.00
Income and Distributions	1,974.69	56,408.78
Total Investment Related Activity	\$1,974.69	\$556,408.78
Electronic Transfers-Debits	—	(558,980.29)
Total Cash Related Activity	—	\$(558,980.29)
CLOSING CASH, BDP, MMFs	\$6,441.21	\$6,441.21

GAIN/(LOSS) SUMMARY

	Realized This Period (8/1/20-8/31/20)	Realized This Year (1/1/20-8/31/20)	Unrealized Inception to Date (as of 8/31/20)
Long-Term Gain	—	—	\$104,924.71

The Gain/(Loss) Summary, which may change due to basis adjustments, is provided for informational purposes and should not be used for tax preparation. Refer to Gain/(Loss) in the Expanded Disclosures.

Account Detail

Basic Securities Account

CHAMPAIGN URBANA MASS TRANSIT DIST
C/O KARL GNADT & BRENDA E EILBRACHT

Investment Objectives (in order of priority): Income, Aggressive Income, Capital Appreciation
Inform us if your investment objectives, as defined in the Expanded Disclosures, change.

Brokerage Account

HOLDINGS

This section reflects positions purchased/sold on a trade date basis. "Market Value" and "Unrealized Gain/(Loss)" may not reflect the value that could be obtained in the market. Your actual investment return may differ from the unrealized gain/(loss) displayed. Fixed Income securities are sorted by maturity or pre-refunding date, and alphabetically within date. Estimated Annual Income a) is calculated on a pre-tax basis, b) does not include any reduction for applicable non-US withholding taxes, c) may include return of principal or capital gains which could overstate such estimates, and d) for securities that have a defined maturity date within the next 12 months, is reflected only through maturity date. Actual income or yield may be lower or higher than the estimates. Current Yield reflects the income generated by an investment, and is calculated by dividing the total estimated annual income by the current market value of the entire position. It does not reflect changes in its price. Structured Investments, identified on the Position Description Details line as "Asset Class: Struct Inv," may appear in various statement product categories. When displayed, the accrued interest, annual income and current yield for those with a contingent income feature (e.g., Range Accrual Notes or Contingent Income Notes) are estimates and assume specified accrual conditions are met during the relevant period and payment in full of all contingent interest. For Floating Rate Securities, the accrued interest, annual income and current yield are estimates based on the current floating coupon rate and may not reflect historic rates within the accrual period.

CASH, BANK DEPOSIT PROGRAM AND MONEY MARKET FUNDS

Cash, Bank Deposit Program, and Money Market Funds are generally displayed on a settlement date basis. You have the right to instruct us to liquidate your bank deposit balance(s) or shares of any money market fund balance(s) at any time and have the proceeds of such liquidation remitted to you. Estimated Annual Income, Accrued Interest, and APY% will only be displayed for fully settled positions.

Description	Market Value	7-Day Current Yield %	Est Ann Income	APY %
MORGAN STANLEY BANK N.A. #	\$6,441.21	—	\$0.64	0.010

	Percentage of Holdings	Market Value	Est Ann Income
CASH, BDP, AND MMFs	0.19%	\$6,441.21	\$0.64

Bank Deposits are held at Morgan Stanley Bank, N.A. and/or Morgan Stanley Private Bank, National Association, affiliates of Morgan Stanley Smith Barney LLC and each a national bank and FDIC member.

CERTIFICATES OF DEPOSIT

Security Description	Trade Date	Face Value	Orig Unit Cost Adj Unit Cost	Unit Price	Orig Total Cost Adj Total Cost	Market Value	Unrealized Gain/(Loss)	Est Ann Income Accrued Interest	Current Yield %
AMEX CENTURION SALT LAKE CITY UT CD	4/10/18	250,000.00	\$99.445	\$100.098	\$248,611.25			\$2,750.00	1.10
Coupon Rate 2.200%; Matures 09/16/2020; CUSIP 02587DB31			\$99.445		\$248,611.25	\$250,245.00	\$1,633.75 LT	\$2,510.87	
Int. Semi-Annually; Issued 09/16/15; Maturity Value = \$250,000.00; Asset Class: FI & Pref									
CAPITAL ONE BANK GLEN ALLEN VA CD	10/31/17	250,000.00	100.199	100.265	250,500.00			2,500.00	1.00
Coupon Rate 2.000%; Matures 10/19/2020; CUSIP 1404205P1			100.009		250,022.67	250,662.50	639.83 LT	1,844.26	
Int. Semi-Annually; Issued 10/18/17; Maturity Value = \$250,000.00; Asset Class: FI & Pref									
CITIBANK, NA CD SIOUX FALLS SD CD	4/10/18	250,000.00	100.199	101.524	250,500.00			6,750.00	2.66
Coupon Rate 2.700%; Matures 03/29/2021; CUSIP 17312QH77			100.040		250,099.92	253,810.00	3,710.08 LT	2,843.07	
Int. Semi-Annually; Issued 03/29/18; Maturity Value = \$250,000.00; Asset Class: FI & Pref									

Account Detail

Basic Securities Account

CHAMPAIGN URBANA MASS TRANSIT DIST
C/O KARL GNADT & BRENDA E EILBRACHT

Security Description	Trade Date	Face Value	Orig Unit Cost Adj Unit Cost	Unit Price	Orig Total Cost Adj Total Cost	Market Value	Unrealized Gain/(Loss)	Est Ann Income Accrued Interest	Current Yield %
BANK BARODA NEW YORK BRH CD Coupon Rate: 2.150%; Matures 04/19/2021; CUSIP 06062Q3C6 <i>Int. Semi-Annually; Issued 04/17/17; Maturity Value = \$250,000.00; Asset Class: FI & Pref</i>	4/11/17	250,000.000	100.000 100.000	101.320	250,000.00 250,000.00	253,300.00	3,300.00 LT	5,375.00 1,997.27	2.12
ALLY BK SANDY UTAH Coupon Rate: 2.850%; Matures 05/03/2021; CUSIP 02007GCJ0 <i>Int. Semi-Annually; Issued 05/03/18; Maturity Value = \$100,000.00; Asset Class: FI & Pref</i>	4/24/18	100,000.000	100.000 100.000	101.880	100,000.00 100,000.00	101,880.00	1,880.00 LT	2,850.00 929.35	2.80
BARCLAYS BANK CD WILMINGTON DE CD Coupon Rate: 2.050%; Matures 07/26/2021; CUSIP 06740KKQ9 <i>Int. Semi-Annually; Issued 07/26/17; Maturity Value = \$250,000.00; Asset Class: FI & Pref</i>	7/18/17	250,000.000	100.000 100.000	101.780	250,000.00 250,000.00	254,450.00	4,450.00 LT	5,125.00 501.36	2.01
third federal CLEVELAND OH CD Coupon Rate: 2.050%; Matures 10/27/2021; CUSIP 88413QBT4 <i>Int. Semi-Annually; Issued 10/27/17; Maturity Value = \$195,000.00; Asset Class: FI & Pref</i>	10/16/17	195,000.000	100.000 100.000	102.239	195,000.00 195,000.00	199,366.05	4,366.05 LT	3,997.00 1,376.19	2.00
BERKSHIRE BK PITTSFIELD MA CD Coupon Rate: 2.950%; Matures 10/29/2021; CUSIP 084601RD7 <i>Int. Semi-Annually; Issued 10/29/18; Maturity Value = \$250,000.00; Asset Class: FI & Pref</i>	10/18/18	250,000.000	100.000 100.000	103.296	250,000.00 250,000.00	258,240.00	8,240.00 LT	7,375.00 2,498.63	2.86
COMENITY CAP BK SALT LAKE CITY UTAH CD Coupon Rate: 2.750%; Matures 03/29/2022; CUSIP 20033AS56 <i>Interest Paid Monthly; Issued 03/29/19; Maturity Value = \$250,000.00; Asset Class: FI & Pref</i>	3/14/19	250,000.000	100.000 100.000	104.130	250,000.00 250,000.00	260,325.00	10,325.00 LT	6,875.00 36.95	2.64
MS BANK CD SALT LAKE CITY UT CD Coupon Rate: 2.800%; Matures 03/29/2022; CUSIP 61747MR45 <i>Int. Semi-Annually; Issued 03/29/18; Maturity Value = \$250,000.00; Asset Class: FI & Pref</i>	3/26/18	250,000.000	100.000 100.000	104.208	250,000.00 250,000.00	260,520.00	10,520.00 LT	7,000.00 2,948.37	2.69
MEDALLION BK SALT LAKE CITY UT CD Coupon Rate: 2.800%; Matures 04/11/2022; CUSIP 58404DBP5 <i>Int. Semi-Annually; Issued 04/09/18; Maturity Value = \$250,000.00; Asset Class: FI & Pref</i>	3/29/18	250,000.000	100.000 100.000	104.294	250,000.00 250,000.00	260,735.00	10,735.00 LT	7,000.00 2,754.10	2.68
CONTINENTAL BK SALT LAKE CITY UTAH CD Coupon Rate: 3.050%; Matures 05/09/2022; CUSIP 211163HQ6 <i>Int. Semi-Annually; Issued 11/09/18; Maturity Value = \$240,000.00; Asset Class: FI & Pref</i>	10/18/18	240,000.000	100.000 100.000	104.925	240,000.00 240,000.00	251,820.00	11,820.00 LT	7,320.00 2,267.61	2.91
ENERBANK USA SALT LAKE CITY UTAH CD Coupon Rate: 3.250%; Matures 10/19/2022; CUSIP 29278TDR8 <i>Interest Paid Monthly; Issued 10/19/18; Maturity Value = \$250,000.00; Asset Class: FI & Pref</i>	10/15/18	250,000.000	100.000 100.000	106.587	250,000.00 250,000.00	266,467.50	16,467.50 LT	8,125.00 262.06	3.05
UBS BK USA SALT LAKE CITY UT Coupon Rate: 3.300%; Matures 10/24/2022; CUSIP 90348JET3 <i>Interest Paid Monthly; Issued 10/24/18; Maturity Value = \$250,000.00; Asset Class: FI & Pref</i>	10/18/18	250,000.000	100.000 100.000	106.735	250,000.00 250,000.00	266,837.50	16,837.50 LT	8,250.00 155.24	3.09

Morgan Stanley

CLIENT STATEMENT | For the Period August 1-31, 2020

Page 7 of 8

Account Detail

Basic Securities Account

CHAMPAIGN URBANA MASS TRANSIT DIST
C/O KARL GNADT & BRENDA E EILBRACHT

	Percentage of Holdings	Face Value	Orig Total Cost Adj Total Cost	Market Value	Unrealized Gain/(Loss)	Est Ann Income Accrued Interest	Current Yield %
CERTIFICATES OF DEPOSIT		3,285,000.00	\$3,284,611.25			\$81,292.00	2.40%
			\$3,283,733.84	\$3,388,658.55	\$104,924.71 LT	\$22,925.33	
TOTAL CERTIFICATES OF DEPOSIT	99.81%			\$3,411,583.88			
(includes accrued interest)							

	Percentage of Holdings	Total Cost	Market Value	Unrealized Gain/(Loss)	Est Ann Income Accrued Interest	Current Yield %
TOTAL VALUE		\$3,283,733.84	\$3,395,089.76	\$104,924.71 LT	\$81,292.64	2.38%
					\$22,925.33	
TOTAL VALUE (includes accrued interest)	100.00%		\$3,418,025.09			

Unrealized Gain/(Loss) totals only reflect positions that have both cost basis and market value information available. Cash, MMF, Deposits and positions stating 'Please Provide' or 'Pending Corporate Actions' are not included.

ALLOCATION OF ASSETS (^includes accrued interest)

	Cash	Equities	Fixed Income & Preferred Securities	Alternatives	Structured Investments	Other
Cash, BDP, MMFs	\$6,441.21	—	—	—	—	—
Certificates of Deposit ^	—	—	\$3,411,583.88	—	—	—
TOTAL ALLOCATION OF ASSETS ^	\$6,441.21	—	\$3,411,583.88	—	—	—

ACTIVITY

CASH FLOW ACTIVITY BY DATE

Activity Date	Settlement Date	Activity Type	Description	Comments	Quantity	Price	Credits/(Debits)
8/19		Interest Income	ENERBANK USA SALT LAKE CITY UT	3.250% DUE2022-10-19 [29278TDR8]			\$690.07
8/24		Interest Income	UBS BK USA SALT LAKE CITY UT	3.300% DUE2022-10-24 [90348JET3]			700.68
8/31		Interest Income	COMENITY CAP BK SALT LAKE CITYUT	2.750% DUE2022-03-29 [20033AS56]			583.90
8/31		Interest Income	MORGAN STANLEY BANK N.A.	(Period 08/01-08/31)			0.04
NET CREDITS/(DEBITS)							\$1,974.69

Account Detail

Basic Securities Account

CHAMPAIGN URBANA MASS TRANSIT DIST
C/O KARL GNADT & BRENDA E EILBRACHT

MONEY MARKET FUND (MMF) AND BANK DEPOSIT PROGRAM ACTIVITY

Activity			
Date	Activity Type	Description	Credits/(Debits)
8/19	Automatic Investment	BANK DEPOSIT PROGRAM	\$690.07
8/24	Automatic Investment	BANK DEPOSIT PROGRAM	700.68
8/31	Automatic Investment	BANK DEPOSIT PROGRAM	583.90
8/31	Automatic Investment	BANK DEPOSIT PROGRAM	0.04
NET ACTIVITY FOR PERIOD			\$1,974.69

MESSAGES

Protecting Yourself from Fraudulent Scams—An Important Message For Our Clients

The COVID 19 crisis is creating opportunities for fraudsters to exploit individuals, especially senior citizens. The safety of our clients is of utmost importance to Morgan Stanley. We are taking this opportunity to alert our clients of the following scams that have been identified by a number of organizations. **Please be reminded that you should never provide your account numbers, passwords, or personal information, including your social security number, to anyone you do not know.** Be aware that as a result of COVID 19, these scams have been identified: **Treatment scams; Supply scams; Provider scams; Charity scams; Phishing scams; App scams; Investment scams; Tech Support scams; Home Sanitation scams; and Government Assistance scams.**

If you have any questions regarding these scams, please immediately contact us.

Senior Investor Helpline

For any inquiries or potential concerns, senior investors or someone acting on their behalf may contact our Firm by calling (800) 280-4534.



To: Board of Trustees
From: Evan Alvarez, Special Services Manager
Date: September 30, 2020
Subject: Long-term Intergovernmental Agreement between Champaign County and Champaign-Urbana Mass Transit District between July 1, 2020 and June 30, 2023

- A. Introduction** – To ensure the continued transportation services of the Champaign County Area Rural Transit System (C-CARTS) through June 30, 2023.
- B. Recommended Action:** Staff recommends approval of the attached Vehicle Lease Agreement between Champaign County (RPC) and MTD by authorizing the Managing Director to sign the lease agreement on behalf of MTD.
- C. Background:** Champaign County and MTD have maintained an intergovernmental agreement since September 2015 pertaining to the administration and operations of C-CARTS. The attached agreement maintains the same terms as previous vehicle lease agreement, with the following changes:
- a. Timeframe is through June 30, 2023;
 - b. The “Vehicles Leased” has been modified to reflect the four vehicles that have been retired from the fleet, as well as the three vehicles added in June 2020
 - c. Grant agreements are now listed individually with corresponding vehicles.
 - d. As with the intergovernmental agreement, language has been added to reflect federal regulations regarding subrecipients of FTA funds; however, this language does not introduce any new operational or administrative requirements for MTD.

This agreement was brought to the Champaign County Board during their August 2020 meeting.

- D. Alternatives – advantages/disadvantages :** If not approved, the current agreement will have expired on June 30, 2020 and MTD will not be able to use the fleet of C-CARTS vehicles.

**VEHICLE LEASE AGREEMENT
BETWEEN
COUNTY OF CHAMPAIGN, ILLINOIS
AND
CHAMPAIGN URBANA MASS TRANSIT DISTRICT**

This Agreement is made and entered into, by and between the County of Champaign, Illinois, hereinafter referred to as "Lessor", and the Champaign Urbana Mass Transit District ('MTD'), hereinafter referred to as "Lessee." Lessor and Lessee, for the considerations set forth below, hereby agree as follows:

SECTION 1
Vehicles Leased

Lessor hereby leases to Lessee, on the terms and conditions herein contained the following motor vehicles:

- 1) 2012 Dodge Caravan/Gran, 6 passenger mini-van, VIN 2C4RDGCG9CR139812, commonly known as "C58"
- 2) 2014 Ford Starcraft Bus, 14 Passenger medium duty, VIN 1FDEE4FL9EDA86288, commonly known as "C59"
- 3) 2014 Ford Starcraft Bus, 14 passenger medium duty, VIN 1FDEE4FL0EDA86292, commonly known as "C60"
- 4) 2014 Ford Starcraft Bus, 14 passenger medium duty, VIN 1FDEE4FL3EDA86321, commonly known as "C61"
- 5) 2016 Ford Starcraft Bus, 14 Passenger medium duty, VIN 1FD4E4FS5GDC04206, commonly known as "C62"
- 6) 2016 Ford Starcraft Bus, 14 Passenger medium duty, VIN 1FD4E4FS8GDC04247, commonly known as "C63"
- 7) 2016 Ford Starcraft Bus, 14 Passenger medium duty, VIN 1FD4E4FS6GDC06479, commonly known as "C64"
- 8) 2016 Ford Starcraft Bus, 14 Passenger medium duty, VIN 1FD4E4FSXGDC04251, commonly known as "C65"
- 9) 2016 Ford Starcraft Bus, 14 Passenger medium duty, VIN 1FD4E4FS1GDC04252, commonly known as "C66"
- 10) 2016 Ford Starcraft Bus, 14 Passenger medium duty, VIN 1FD4E4FS8GDC04202, commonly known as "C67"
- 11) 2016 Ford Starcraft Bus, 14 Passenger medium duty, VIN 1FD4E4FSXGDC04248, commonly known as "C68"
- 12) 2017 Ford Starcraft Bus, 14 Passenger medium duty, VIN 1FD4E4FS2HDC70973, commonly known as "C70"
- 13) 2019 Ford Elkhart Coach, 14 passenger medium duty, VIN 1FD4E4FS7KDC65405, commonly known as "C71"
- 14) 2019 Ford Elkhart Coach, 14 passenger medium duty, VIN 1FD4E4FS5KDC65404, commonly known as "C72"
- 15) 2019 Ford Elkhart Coach, 14 passenger medium duty, VIN 1FD4E4FS9KDC65406, commonly known as "C73"

Purchased with funds from the Illinois Department of Transportation (IDOT) and the Federal Transit Administration (FTA) through the following grant agreements between IDOT and the Lessor:

- 1) Contract No. 1089CVP State Grant No. CAP-04-879-CVP; Federal Grant No. IL-18-X026 (C58)
- 2) Contract No. 1170CVP State Grant No. CAP-13-1020-CVP, IJN; Federal Grant No. IL-18-X028 (C59, C60, and C61)
- 3) Contract No. 1385CVP State Grant No. CAP-13-1022-CVP; Federal Grant No. IL-18-X030 (C62)
- 4) Contract No. 4490-CVP State Grant No. CAP-13-1021-CVP (C63, C64, C65, C66, C67, and C68)
- 5) Contract No. CY16PP004-CVP, State Grant No. CAP-13-1021-CVP; Federal Grant No. IL-2017-008 (C70)
- 6) Contract No. TBD State Grant No. CVP-20-1103-CAP; Federal Grant No. IL-2019-017 (C71, C72, C73)

Vehicles shall have lettering, identifying it with the "Champaign-County Area Rural Transit System" logo, telephone number, and website address, and other information as directed by Lessor. Said lettering shall be provided at the cost of Lessor; Lessee shall be responsible for having the vehicle lettering completed within fifteen (15) days of Lessor's request.

SECTION 2

Use and Scope of Service Limits

Lessee agrees that it will not use or permit the use of the leased vehicles in any negligent or improper manner, or in violation of any statute, law, or ordinance, or so as to void any warranty or insurance covering the vehicles, or permit any vehicle to become subject to any lien, charge, or encumbrance which may affect Lessor's title to said vehicle.

SECTION 3

Term

The term of the lease shall be for three operating years of rural public transit system within Champaign County beginning July 1st, 2020, and ending June 30th, 2023, which is contingent upon receiving grant funding from the Illinois Department of Transportation – Office of Intermodal Project Implementation, hereinafter referred to as "IDOT", which entails the Lessor concurring that CUMTD is still the selected operator for the Champaign County rural public transit system. Subject to the terms of the Federal Section 5311 Operating Assistance Program, State of Illinois Downstate Operating Assistance Program (DOAP) and the Intergovernmental Agreement between the Lessor and CUMTD, the Lessee shall notify Lessor in writing, no later than ninety (90) days prior to the termination date specified in writing.

SECTION 4

Additional Conditions of IDOT

The State of Illinois, Department of Transportation, Office of Intermodal Project Implementation (hereinafter referred to as IDOT) is lien holder on the vehicles to be leased, previously operated by Lessor pursuant to the above-mentioned capital grant agreements listed in Section 1. IDOT acknowledges that the making of these Agreements between Lessor and Lessee neither violates the terms of the above mentioned Grant Contracts nor causes any default or forfeiture thereunder.

Lessee shall use the vehicles for the purposes as described in the above-mentioned capital grant agreements listed in Section 1, and in the Federal Section 5311 Operating Assistance Program, State of Illinois Downstate Operating Assistance Program (DOAP) and the Transportation System Provider Agreement between the Lessor and CUMTD to provide general rural public transportation.

Lessee represents and warrants that it will comply with said terms, conditions and obligations of IDOT, so as not to jeopardize Lessor's relationship with IDOT, nor cause Lessor to be in default of any agreement with IDOT. Any breach of the above-mentioned contracts shall be considered a default by Lessee under the terms hereof.

SECTION 5

Lessee's Representations and Warranties

In consideration of Lessor entering into this Agreement, the Lessee hereby represents and warrants:

- (a) Lessee is an Illinois corporation, duly organized, validly existing, and in good standing under the laws of the State of Illinois, and has the power and authority to carry on its business, as now conducted, to own and operate its property and assets, to execute this Agreement and any other agreements and instruments referred to in this Agreement that it is executing and delivering, and to carry out the transactions contemplated hereby and thereby.
- (b) Neither the execution, delivery nor performance of this Agreement or any other agreement or instrument referred to in this Agreement that is executed and delivered by or on behalf of Lessee in conjunction herewith, nor the consummation of the transactions herein or therein contemplated, nor compliance with the terms and provisions hereof or thereof, contravenes the Certificate of Incorporation, Articles of Incorporation, or Bylaws of Lessee or any provision of law, statute, rule, regulation, or order of any court or governmental authority to which Lessee is subject, or any judgment, decree, franchise, order or permit applicable to Lessee, or conflicts or is inconsistent with, or will result in any breach of or constitute a default under, any contract, commitment, agreement, understanding, arrangement, or instrument, or result in the creation of or imposition of, or the obligation to create or impose, any lien, encumbrance or liability on any of the property or assets of Lessee, or will increase any such lien, encumbrance, or liability.
- (c) Lessee now has and will continue to have during the term of this Agreement, all necessary licenses, certification, or other documents required by any governmental agency, federal, state or local, which authorize or empower the services to be performed hereunder by Lessee.

SECTION 6

Rent and Terms of Payment

Lessee agrees to pay as rent for the vehicles leased herein the sum of one dollar (\$1) per year, paid annually in advance by the fifteenth (15th) of June of each year for the remaining duration of this lease agreement.

SECTION 7

Insurance

Lessee shall, at its sole cost, provide and maintain during the term of this Agreement, a policy or policies of vehicle liability insurance containing the coverage, exceptions, and exclusions which are ordinarily contained in vehicle liability insurance policies written for the locality where the vehicle is stored. Such policy shall insure Lessor and Lessee, and their respective agent and employees, with respect to liability as a result of the ownership, maintenance, use or operation of vehicle furnished by Lessor to Lessee pursuant to this Agreement. Furthermore, Lessee shall, at its sole cost, provide and maintain during the term of the Agreement, insurance coverage for collision and comprehensive damages as is customary for such vehicle, naming Lessor as an additional insured.

The insurance shall be primary, and not excessive or contributory, with respect to any accident involving such vehicle(s), and shall, at minimum afford the following coverage:

Combined single limit:	\$1 million
Medical Payments:	\$5,000
Hired and Non-Owned:	\$1 million

Such insurance shall include destruction and/or loss of use or property as a result of an accident. Lessor shall not be liable for damage to property owned by, rented to, or in charge of Lessee.

All such insurance shall be in a form acceptable to Lessor. Lessee shall cause the insurer to furnish to Lessor a certificate of insurance, and a certificate of any renewal or replacement of insurance, evidencing coverage as outlined herein. The certificate shall provide that the insurance shall not be cancelled or materially modified except upon ten (10) days advance written notice to Lessor.

SECTION 8

License Plates and Registration

The vehicles subject to this Agreement shall bear the proper license plate. The title to such vehicle is registered in the name of the Lessor, subject to the lien rights of IDOT. The annual registration, license fees, safety inspection costs, etc. shall be paid by Lessee.

SECTION 9

Delivery of Vehicle

Lessor shall use all reasonable diligence to transfer the vehicles leased hereunder to the Lessee on the execution of this Agreement and any supplement thereto, but shall not be liable to Lessee for any failure or delay if Lessor shall have exercised reasonable diligence herein.

SECTION 10

Reporting and Audit

- (a) Lessee shall be responsible for providing any and all data pertaining to the scope of services as requested upon reasonable notice by Lessor. Data required may include, but not be limited to, vehicle maintenance records and trip logs.
- (b) Lessor or representatives from IDOT and the Federal Transit Administration (hereinafter referred to as "FTA") or any designees may perform, at any time,

one or more audits and/or inspection of the records with regard to compliance with the provisions of the Agreement. Lessee agrees to comply with all requests to have equipment available as requested by Lessor for completion of audits.

- (c) Lessee agrees to preserve for a period of five years after the termination of this Agreement, any and all reports, insurance policies, trip sheets, and other data pertaining to compliance with any and all terms of the Agreement.

SECTION 11

Maintenance

All vehicles need to be maintained according to the Lessee's vehicle maintenance policy and plan, which should include a schedule for preventative maintenance service and vehicle replacement as reviewed and approved by IDOT staff during their annual compliance review. Lessee shall prepare and maintain accurate records relating to all vehicle maintenance performed herein and shall provide Lessor with any such information when requested in writing.

SECTION 12

Acceptance by Lessee

Upon taking possession of vehicle, it shall be conclusively presumed to be in neat and proper appearance, good repair, mechanical condition and running order when accepted by Lessee.

NEITHER LESSOR NOR LESSEE IS THE MANUFACTURER OF THE VEHICLES SUBJECT TO THIS AGREEMENT, NOR THE MANUFACTURER'S AGENT, AND NEITHER MAKES ANY EXPRESS OR IMPLIED WARRANTY OF ANY NATURE REGARDING THE VEHICLE SUBJECT TO THIS AGREEMENT, INCLUDING BUT NOT LIMITED TO: ITS MERCHANTABILITY OR FITNESS FOR ANY PARTICULAR PURPOSE; ITS DESIGN OR CONDITION; ITS WORKMANSHIP; ITS FREEDOM FROM LATENT DEFECTS; ITS COMPLIANCE WITH THE REQUIREMENTS OF ANY LAW, RULE, SPECIFICATION OR CONTRACT; OR ITS NONINFRINGEMENT OF ANY PATENT, TRADEMARK OR LICENSE.

This Agreement shall not operate to release or waive any rights of Lessor or Lessee against any person not a party hereto, including the manufacturer of the vehicle subject to this Agreement.

Lessor shall assign or otherwise make available, as legally permitted, any manufacturer's warranties covering the vehicle subject to this Agreement.

SECTION 13

Risk of Loss

Lessee shall bear all risks of damage or loss of the leased vehicle, or any portion of damage or loss not covered by insurance. All replacements, repairs, or substitution of parts or equipment of respective vehicle shall be at the cost and expense of the Lessee and shall be accessions to the vehicle. The Lessee shall at all times, and at Lessee's expense, keep the vehicle in good working order, condition, and repair, reasonable wear and tear excepted.

SECTION 14

Indemnity

Lessee agrees to save Lessor and the State of Illinois, including IDOT, harmless from any and all claims, losses, causes of action, and expenses, for whatever reason, including legal expenses and reasonable attorney's fees, arising from the use, maintenance, and operation of the vehicle leased under this Agreement or the provision of services hereunder.

SECTION 15 Additional Charges

Lessee agrees to pay any and all storage charges, parking charges, and fines which are levied against Lessee as a result of the improper acts of Lessee or its employees. Lessee will pay any fees (including vehicle registration and inspection fees) or taxes which may be imposed with respect to such vehicle by any duly constituted governmental authority as the result of Lessee's use or intended use of the vehicle.

SECTION 16 Drivers of Vehicle

The leased vehicles under this Agreement shall be operated only by safe, careful, and legally qualified drivers having a proper license. Such drivers shall be selected, employed, controlled, and paid by Lessee. Lessee shall cause the vehicle to be used and operated with reasonable care and precaution to prevent loss and damage to said vehicle because of negligent or reckless use, abuse, fire, theft, collision, or injury to persons or property.

Lessee's drivers shall comply with all applicable state and federal regulations governing transportation services.

SECTION 17 Termination

This Agreement shall terminate in any event upon default as provided in Section 3.

Right of Each Party to Terminate: Upon written notice to the other parties, each party (IDOT, Lessor and Lessee) reserve the right to terminate this Agreement:

- a) when a party is, or has been, in violation of the terms of this Agreement;
- b) for each parties' convenience;
- c) in the event that the Operating Grant Agreement between Lessor and IDOT is not renewed or is terminated;
- d) in the event that Lessor decides to remove the vehicle from service (i.e., replace it because it is beyond its useful life);
- e) in the event that Lessor decides to reassign the vehicle to another Lessee; or
- f) In the event that the Lessor and/or IDOT determine, in their sole discretion, that the purpose of the Acts authorizing the Grant would not be best served by the continuation of said Agreement.

Termination of the Agreement will not invalidate obligations properly incurred by the Lessee and concurred in by the Lessor and IDOT prior to the termination date; to the extent they are non-cancelable.

SECTION 18 Surrender of Vehicle

Upon termination, at the sole option of Lessor, Lessee shall surrender the respective vehicles leased hereunder, in the same condition as when received, less reasonable wear and tear, free from collision or upset damage, to the Lessor at the address listed in Section 26, or at any other location mutually agreed on by the parties to the Agreement.

SECTION 19

Warranties

THERE ARE NO WARRANTIES, EXPRESSED OR IMPLIED, BY THE LESSOR TO THE LESSEE AND LESSOR SHALL NOT BE LIABLE FOR ANY LOSS OR DAMAGE TO LESSEE, NOR TO ANYONE ELSE, OF ANY KIND AND HOWSOEVER CAUSED, WHETHER BY THE LEASED VEHICLES, OR BY THE FAILURE OF THE VEHICLES, OR INTERRUPTION OF SERVICE OR USE OF THE LEASED VEHICLES.

SECTION 20

Compliance with Laws

The vehicles leased under this Agreement will not, while in the possession, custody, or control of Lessee, be operated in excess of rated maximum weights or capacity. If a vehicle is damaged in any manner due to overloading, Lessee shall immediately pay to Lessor the amount of any and all damages and losses it may sustain thereby.

The leased vehicles shall not be used in violation of any federal, state or municipal statutes, laws, ordinances, rules or regulations applicable to the operation of such vehicles. Lessee will hold Lessor harmless from any and/or all fines, forfeitures, penalties for traffic violations or for the violation of any statute, law, ordinance, rule, or regulation of any duly constituted public authority.

Lessee shall not use nor allow any vehicle(s) to be used for any unlawful purpose or for the transportation of any property or material deemed hazardous by reason of being explosive, inflammable, or fissionable.

SECTION 21

Assignment

Lessee agrees not to assign, transfer, sublet, pledge, or encumber any of its rights under this Agreement, or the Agreement itself, or the subject vehicles, without the prior written consent of Lessor and IDOT. Lessee hereby consents to and authorizes Lessor's assignment of all rentals, charges, and any other amounts payable by Lessee to Lessor, or to become payable. This Agreement and the rights and interests of Lessee under this Agreement are subordinate to any security agreement executed by Lessor and any such assignee, covering the vehicles leased hereunder.

SECTION 22

Default

Time is of the essence of this Agreement. Lessor, at its option, may declare this Agreement in default on the happening of any of the following:

- (a) Default by Lessee in payment or performance of any of its obligations under this Agreement.

- (b) Voluntary assignment of Lessee's interests herein.
- (c) Involuntary transfer of Lessee's interest herein, whether or not by operation of law, bankruptcy, or any assignment of Lessee's property for the benefit of creditors, or if a receiver or trustee is appointed for Lessee's property or business.
- (d) Expiration or cancellation of any policy of insurance agreed to be paid for by Lessee, or the cessation in force according to its original terms of such insurance, or of any extension or renewal of such insurance, during the entire term of this Agreement.
- (e) Lessee not abiding by the terms set forth in CAP-10-942-CVP Contract No. 1089CVP between IDOT and Lessor.
- (f) Lessee not abiding by the terms set forth in CAP-04-879-CVP Contract No. 1089CVP between IDOT and Lessor.
- (g) Lessee not abiding by the terms set forth in CAP-13-1020-CVP, IJN Contract No. 1170CVP between IDOT and Lessor.
- (h) Lessee not abiding by the terms set forth in CAP-13-1022 Contract No. 1385CVP between IDOT and Lessor.
- (i) Lessee not abiding by the terms set forth in CAP-13-1021-CVP Contract No. 4490CVP between IDOT and Lessor.
- (j) Lessee not abiding by the terms set forth in CAP-13-1021-CVP Contract No. CY16PP004-CVP between IDOT and Lessor.
- (k) Lessee not abiding by the terms set forth in CVP-20-1103-CAP Contract No. **TBD** between IDOT and Lessor.
- (l) Lessee not abiding by the terms and conditions of the Federal Section 5311 Operating Assistance Program.
- (m) Lessee not abiding by U.S. DOT 2 CFR § 200, Uniform Administrative Requirements, Cost Principles, and Audit Requirements for Federal Awards, which requires that recipients to ensure that all subrecipients and contractors clearly understand all Federal requirements.
- (n) Lessee not abiding by the terms and conditions of the Illinois Downstate Operating Assistance Program.
- (o) Lessee not abiding by the terms and conditions of the Transportation System Provider Agreement between Lessor and Lessee.

Lessor shall provide Lessee with written notice of default. Lessee shall have ten (10) days from the date Lessor's notice is given as required by Section 26 of this Agreement to cure the default. If upon the expiration of said ten (10) days time frame Lessee has not cured the default, then Lessor may seek to enforce any rights and or remedies it may have against Lessee hereunder.

On declaration by Lessor that the Agreement is in default, and after expiration of the cure period set forth above, the vehicles subject to this Agreement shall be surrendered and delivered to Lessor, and Lessor may take possession of the vehicles wherever they may be found, and for that purpose may enter on the premises of Lessee provided there is no breach of peace. If allowed by applicable law or upon abandonment of the vehicles by Lessee, the Lessor's right to take possession of the vehicles may be without process of law. On default, Lessee and Lessee's successor in interest, whether by operation of law or otherwise, shall have no right, title, or interest in the vehicles subject to this Agreement, or the possession or use of such vehicles, and Lessor shall retain all rents and other sums paid by Lessee under this Agreement with respect to said vehicles. The rights and remedies of Lessor under this Agreement are not exclusive, but cumulative and in addition to all other rights and remedies provided by law. Lessor shall be entitled to collect from Lessee the costs and expenses, including reasonable attorneys fees, in connection with any matters concerning the default of Lessee and the repossession of the vehicles.

SECTION 23 AUXILIARY

THIS SECTION INTENTIONALLY LEFT BLANK

SECTION 24 Waiver

Failure of Lessor in any one or more instances to insist on the performance of any of the terms of this Agreement, or to exercise any right or privilege conferred herein, or the waiver of any breach of any terms of this Agreement shall not thereafter be construed as a waiver of such terms, which shall continue in force as if no such waiver had occurred.

SECTION 25 Lease Only

This Agreement is one of leasing only and Lessee shall not acquire hereby any right, title, or interest to vehicles leased hereunder other than that of Lessee. Lessee acknowledges that Lessor owns (subject to IDOT lien) the vehicles subject to the Agreement. Nothing herein shall affect Lessor's absolute ownership of any title to said vehicles.

SECTION 26 Notices

Notices provided for under this Agreement shall be deemed given when mailed certified mail to the addresses of the Lessor and Lessee, as set forth below:

IF TO LESSOR: Champaign County Board
(c/o RTAG/ Regional Planning Commission)
1776 E. Washington Street
Urbana, IL 61802

IF TO LESSEE: Managing Director
Champaign Urbana Mass Transit District

1101 E University Ave
Urbana, IL 61802

SECTION 27
Right to Repossess

Upon failure of Lessee to return or deliver the vehicles subject to the terms hereof as directed by Lessor, or if Lessee fails to use, repair, or maintain the vehicles as required herein, Lessee shall permit Lessor, without demand, legal process, or a breach of the peace, to enter any premises where the vehicles are or may be located to take possession of and remove the vehicles. Lessee shall not prosecute or assist in the prosecution of any claim, suit, action or other proceeding arising out of any such repossession by Lessor. Lessee shall reimburse Lessor for any and all costs including reasonable attorneys' fees, incurred by Lessor in connection with actions taken by Lessor pursuant to this section.

SECTION 28
Inspection of Vehicle

Lessor and/or representatives of IDOT and the FTA or its representatives, and all designees, shall have the right to inspect the respective vehicles during reasonable business hours, or cause the vehicles to be inspected at any time, with or without prior notice to Lessee. Lessor shall also have the right to demand from time to time a written statement from Lessee setting forth the condition of the vehicles or any parts thereof. Lessee shall furnish such a statement to Lessor within ten (10) days after receipt of Lessor's demand therefore. Should Lessor or its designee determine, in its sole discretion that the vehicles have not been maintained in accordance with this Agreement, Lessor or its designee shall report all deficiencies to Lessee in writing. Except for safety related deficiencies, which shall be corrected as soon as reasonably possible and prior to placing the vehicles in service, Lessee shall have thirty (30) days to correct the reported deficiencies.

SECTION 29
Return of Vehicle

Immediately following termination of this Agreement, whether by completion of the term or any reason, Lessee shall surrender and deliver to Lessor the vehicles and related records, unless the right is waived at Lessor's sole discretion.

SECTION 30
Succession

This Agreement shall be binding on and inure to the benefit of the heirs, executors, administrators, successors, and assigns of the parties to this Agreement.

SECTION 31
Amendment

This Agreement may not be amended or altered in any manner unless such amendment or alteration is in writing and signed on behalf of the parties.

SECTION 32
Liability for Contents

Lessor shall not be liable for loss of or damage to any property left, stored, loaded, or transported in or upon the vehicles furnished by Lessor to Lessee pursuant to this Agreement, whether or not due to the negligence of Lessor, its agents or employees.

Lessee shall hold Lessor, its agents and employees, harmless from and indemnify them from and against all claims based on or arising out of such loss or damage.

No right of Lessor under this section may be waived except by agreement in writing signed by an executive officer of Lessor.

SECTION 33
Attorneys Fees

Except as provided for in Section 22, concerning default of Lessee, the prevailing party shall be entitled to reimbursement from the losing party for costs and expenses including reasonable attorneys fees incurred in enforcing the terms and provisions of this Agreement and in the defending and proceeding to which Lessor or Lessee is made a party to any legal proceedings as a result of acts or omissions of the other party.

SECTION 34
Governing Law

This Agreement shall be governed by the laws of the State of Illinois and constitutes the entire Agreement between Lessor and Lessee.

IN WITNESS THEREOF, the parties have executed this Agreement as of the day and year first-above written.

LESSOR:

County of Champaign, Illinois (C/O Regional Planning Commission)

By: _____
Darlene Kloeppel
Champaign County Executive

Date: _____

Attest: _____

Date: _____

LESSEE:

Champaign Urbana Mass Transit District

By: _____
Karl Gnadt, Managing Director
MTD

Date: _____

Attest: _____

Date: _____



To: Board of Trustees
From: Jane Sullivan, Grants & Governmental Affairs Director
Date: September 30, 2020
Subject: Approval of Contract for Board Meeting Audio/Visual Upgrade

- A. Introduction** – The District is utilizing FY21 Downstate Operating Assistance Program funds to upgrade the audio/visual equipment to properly accommodate virtual meetings for MTD’s Board of Trustees and other potential users.
- B. Recommended Action:** Staff recommends authorization of the Managing Director to enter into a contract with Picture Perfect Technologies in the amount of \$64,530.00, pending IDOT concurrence.
- C. Summary:** The District is currently using Illinois Terminal’s CityView for Board meetings. The mix of virtual and in-person participation creates technological challenges. An upgrade to the existing audio/visual equipment will create a meeting space that can be used for this purpose long-term by both MTD and others. The new system will be fully integrated with the existing audio system, originally designed and installed by Picture Perfect Technologies. Improvements to the system include:
- Additional cameras for system operator to zoom in on the individual speaking/presenting, including presets programmed to seamlessly transition from one individual to another.
 - The ability for system operator to preview camera views before airing (important while live streaming).
 - Integration of audio for virtual participants to hear in-person panelists or multimedia.
 - Improvements to reliability and broadcast quality.
 - The ability for a presenter to connect their own device and control their own presentation.
- D. Background:** MTD’s Board of Trustees meetings moved from Illinois Terminal to the Champaign City Council Chambers in July 2017 so that we could utilize the City’s existing video production system. Since April 2020, the meetings have moved back to Illinois Terminal due to the closure of the City Council Chambers resulting from the COVID-19 pandemic. With some temporary accommodations assembled by Staff with existing equipment, the Board has been able to continue monthly meetings with a limited number of in-person attendees while allowing for virtual participation. However, our system is not appropriately equipped to accommodate this type of virtual meeting.
- Staff see the need for a long-term, quality virtual meeting solution for both internal use and as a potential revenue source. This upgrade would allow for the District’s Board meetings to continue to be held at Illinois Terminal, even after the City Council Chambers reopen. If the system is upgraded, Illinois Terminal would be the preferable location for Board meetings. This puts the District in full control of the meeting logistics and is more accessible for transit users and vehicular parking. Even when it is safe to have full in-person attendance, the meetings will remain available on YouTube for live and on demand viewing.
- E. Alternatives – advantages/disadvantages:**
- Authorizing the Managing Director to enter into a contract with Picture Perfect Technology allows the District to proceed with the audio/visual upgrades for the Board of Trustees meetings. This technology will be available for use by CityView customers as well, providing potential revenue for the District.
-

- If the District does not proceed with this project, we will continue with the existing system until it is safe for all Trustees and members of the public to attend the meeting in person.

F. Budget & Staffing Impacts: This project will be funded with 65% (\$41,944) state funds through the Illinois Downstate Operating Assistance Program (DOAP) and 35% (\$22,586) local funds.