



CHAMPAIGN-URBANA MASS TRANSIT DISTRICT BOARD MEETING
AGENDA

Wednesday, July 26, 2023 – 3:00 p.m.

Illinois Terminal, North Banquet Rm, 4th Floor
45 East University Avenue, Champaign

Board of Trustees:

Dick Barnes
Margaret Chaplan – Vice Chair
Tomas Delgado
Bradley Diel - Chair

Phil Fiscella
Bruce Hannon
Alan Nudo

Advisory Board:

Maria McMullen

	<u>Pages</u>
1. Call to Order	
2. Roll Call	
3. Approval of Agenda	
4. Audience Participation	
5. Approval of Minutes	
A. Board Meeting (Open Session) – June 28, 2023	1-4
6. Communications	
7. Reports	
A. Managing Director	
1) Operating Notes	5-8
2) Ridership Data	9-10
3) Route Performance	11-14
4) District Operating Revenue/Expenses	15
5) Statistical Summary	16
6) Budget Analysis	17-26
7) Accounts Payable/Check Disbursements	27-34
8) C-CARTS Quarterly Report	35
9) Bank & Investment Balances	36
8. Action Items	
A. Semi-Annual Review of Closed Session Minutes	37-38
B. Disaster Recovery Site Hardware	39-48
9. Next Meeting	
A. Regular Board of Trustees Meeting – Wednesday, August 30, 2023 – 3:00 p.m. – at Illinois Terminal, 45 East University, Champaign	
10. Adjournment	

Champaign-Urbana Mass Transit District strives to provide an environment welcoming to all persons regardless of disability, race, gender, or religion. Please call Beth Brunk at 217-384-8188 to request special accommodations at least 2 business days in advance.



Champaign-Urbana Mass Transit District (MTD) Board of Trustees Meeting

MINUTES – SUBJECT TO REVIEW AND APPROVAL

DATE: Wednesday, June 28, 2023
TIME: 3:00 p.m.
PLACE: Illinois Terminal, 45 East University Avenue, Champaign, IL

The video of this meeting can be found at:
<https://www.youtube.com/CUMTD>

Trustees:

Present	Absent
	Dick Barnes
Margaret Chaplan (Vice-Chair)	
	Tomas Delgado
Bradley Diel (Chair)	
Phil Fiscella	
Bruce Hannon	
Alan Nudo	

Advisory Board:

Present	Absent
	Maria McMullen

MTD Staff: Karl Gnadt (Managing Director), Amy Snyder (Chief of Staff), Michelle Wright (Finance Director), Josh Berbaum (Maintenance/Facilities Director), Jay Rank (Operations Director), Brendan Sennett (Safety & Training Director), Alyx Parker (MTD Attorney), Beth Brunk (Clerk)

Others Present:

MINUTES

1. Call to Order

Chair Diel called the meeting to order at 3:35 p.m.

2. Roll Call

Present (5) – Chaplan, Diel, Fiscella, Hannon, Nudo

Absent (2) – Barnes, Delgado

A quorum was declared present.

3. Approval of Agenda

MOTION by Mr. Hannon to approve the agenda as distributed; seconded by Ms. Chaplan. Upon vote, the MOTION CARRIED.

4. Public Hearing on the Budget & Appropriation Ordinance for FY2024

Mr. Diel asked for public input on the tentative Budget and Appropriation Ordinance for the period from July 1, 2023 to June 30, 2024. Beginning on May 26, 2023, the proposed Budget was available for public review on MTD’s website. The Notice of this Public Hearing was posted in the News Gazette on May 28, 2023. Mr. Diel opened the floor for public comment. As there were no comments, Mr. Diel closed the Public Hearing.

1
2
3
4
5
6
7
8
9
10
11
12
13
14
15
16
17
18
19
20
21
22
23
24
25
26
27
28
29
30
31
32
33
34
35
36
37
38
39
40
41
42
43
44
45
46
47
48
49
50
51
52
53
54
55
56
57
58

5. Audience Participation
None

6. Approval of Minutes
A. Board Meeting (Open Session) – May 31, 2023

MOTION by Mr. Hannon to approve the open session minutes of the May 31, 2023, MTD Board meeting as distributed; seconded by Ms. Chaplan. Upon vote, the MOTION CARRIED.

7. Communications
None

8. Reports

A. Managing Director

Mr. Gnadt reviewed the statistics for May 2023. Ridership continues to recover. The Federal Transit Administration (FTA) awarded MTD \$6.6 million to purchase ten 40' diesel electric hybrid buses under the Low- and No-Emission grant program. These new hybrid buses use 40-50% less fuel than a pure diesel bus.

Mr. Gnadt noted that the FTA also awarded battery-electric paratransit vans – one for Champaign County Area Rural Transit System (C-CARTS) and two for MTD – through the Illinois Department of Transportation's (IDOT) request from the Low- and No-Emission grant program.

Mr. Nudo left the meeting.

9. Action Items

A. Ordinance No. 2023-1 – Adoption of Budget & Appropriation Ordinance for FY2024

MOTION by Mr. Hannon to adopt Ordinance No. 2023-1 – Budget and Appropriation Ordinance for the Champaign-Urbana Mass Transit District for the fiscal year beginning July 1, 2023 and ending June 30, 2024; seconded by Ms. Chaplan.

Roll Call:

Aye (4) – Chaplan, Diel, Fiscella, Hannon
Nay (0)
Absent (3) – Barnes, Delgado, Nudo

The MOTION CARRIED.

B. Annual Update to the Public Transportation Agency Safety Plan (PTASP)

The Board last approved PTASP revisions on March 27, 2022. The current updates to the PTASP include new requirements from the Infrastructure Investment and Jobs Act, program modifications, updated position titles, and clarifications to existing sections.

MOTION by Mr. Hannon to approve the Public Transportation Agency Safety Plan dated June 28, 2023; seconded by Ms. Chaplan. Upon vote, the MOTION CARRIED.

C. Champaign County Area Rural Transit System (C-CARTS) Intergovernmental Agreement

This intergovernmental agreement (IGA) between Champaign County and MTD extends the Champaign County Area Rural Transit System (C-CARTS) demand response (call in for a ride) service for Champaign County residents through June 30, 2026. The IGA delineates the costs for leasing office and parking space, rates for MTD staff time, and assigns responsibilities for administrative and regulatory tasks. Changes to the agreement include a new 3-year term and an update to the formula to calculate maintenance costs. The County Board approved this IGA at their June 22, 2023 meeting.

MOTION by Mr. Hannon to authorize the Managing Director to execute the Champaign County Area Rural Transit Intergovernmental Agreement between Champaign County and MTD for the term July 1, 2023

1 through June 30, 2026; seconded by Mr. Fiscella. Upon vote, the MOTION CARRIED.
2

3 **D. Champaign County Area Rural Transit System (C-CARTS) Vehicle Lease Agreement**

4 The C-CARTS Vehicle Lease Agreement codifies the van leasing arrangement between Champaign County
5 and MTD for C-CARTS service. The updated agreement includes a new expiration date of June 30, 2026,
6 current listing of vehicles leased, and other minor administrative changes. The Champaign County Board
7 approved this Lease Agreement at their June 22, 2023 meeting.
8

9 MOTION by Mr. Hannon to authorize the Managing Director to execute the C-CARTS Vehicle Lease
10 Agreement between Champaign County and MTD for the term July 1, 2023 to June 30, 2026; seconded by
11 Ms. Chaplan. Upon vote, the MOTION CARRIED.
12

13 **E. Line of Credit Extension with Prospect Bank**

14 MTD has a \$10,000,000 bank-qualified, tax exempt line of credit with Prospect Bank that matures on June
15 30, 2023. Prospect Bank has proposed an extension to October 1, 2023 at the same rate, 2.625%, for a \$2,500
16 fee. In this interim, the District will solicit a Request for Proposals from financial institutions for the District's
17 future banking needs.
18

19 MOTION by Mr. Hannon to authorize the Managing Director to execute the \$10,000,000 Line of Credit Change
20 of Terms Agreement with Prospect Bank to extend the note to October 1, 2023 with a \$2,500 fee; seconded
21 by Mr. Fiscella. Upon vote, the MOTION CARRIED.
22

23 **F. Financial Audit Services Contract**

24 The FTA recommends that transit agencies engage in a different auditor after five years for prudent financial
25 oversight. MTD issued a Request for Proposals for financial auditing services on May 1, 2023. Twelve
26 different audit firms were contacted, and the District received one response from Baker Tilly US, LLP. The
27 Evaluation Committee determined that Baker Tilly could meet all expectations in conducting MTD and C-
28 CARTS' financial audits for FY2023 – FY2027. For FY2023, the cost is estimated to be in the \$40,000 -
29 \$50,000 range.
30

31 MOTION by Mr. Hannon to authorize the Managing Director to execute the Baker Tilly US, LLP Engagement
32 Letter for FY2023 – FY2027; seconded by Mr. Fiscella. Upon vote, the MOTION CARRIED.
33

34 **G. Underground Storage Tanks Project – Change Order #3 Dewatering and Change Order #4 Additional
35 Concrete Work**

36 In the Underground Fuel Tank Replacement Project, the contractor needed to add to the original scope of the
37 project. Due to the high water table in this area, Change Order No. #3 for \$55,206.81 paid for pumping water
38 out of the tank pit to facilitate the excavation and placement of the tanks in the ground. The contractor had
39 to use several semi-trailer trucks to dispose of the water due to a minor soil contamination issue nearby.
40

41 Change Order #4 for \$71,654 paid for additional concrete work due to the heavy equipment and weight of
42 the old tanks that cracked pavement during the excavation and drainage issues. These change orders will
43 be financed with 100% federal funds through the American Rescue Plan Act of 2021 (ARPA).
44

45 MOTION by Mr. Hannon to authorize the Managing Director to approve Change Orders #3 and #4 totaling
46 \$126,860.81 to the contract with Illinois Oil Marketing Equipment, Inc.; seconded by Ms. Chaplan. Upon vote,
47 the MOTION CARRIED.
48

49 **10. Next Meeting**

- 50 A. Regular Board of Trustees Meeting – Wednesday, July 26, 2023 – 3:00 p.m. at Illinois Terminal –
51 45 East University Avenue, Champaign
52

53 **11. Adjournment**

54
55 MOTION by Mr. Fiscella to adjourn the meeting; seconded by Ms. Chaplan. Upon vote, the MOTION
56 CARRIED.
57

58 Mr. Diel adjourned the meeting at 4:24 p.m.
59

1
2
3
4
5
6
7
8
9
10
11
12
13

Submitted by:

Clerk

Approved:

Board of Trustees Chair



Champaign-Urbana Mass Transit District

MTD MISSION Leading the way to greater mobility

MTD VISION MTD goes beyond traditional boundaries to promote excellence in transportation.

MTD MANAGING DIRECTOR OPERATING NOTES

July, 2023

RIDERSHIP

Monthly Ridership

- FY2022
- FY2023
- 5 Year Average

↑ 5.94%

↑ 9.72%

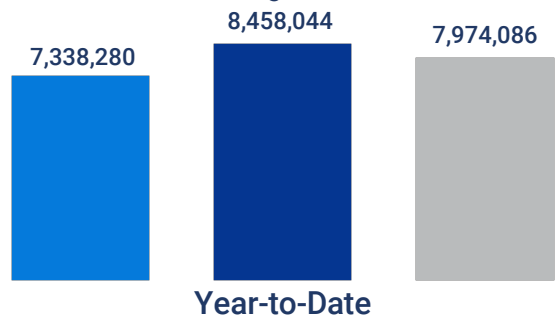


Year-to-Date Ridership

- FY2022
- FY2023
- 5 Year Average

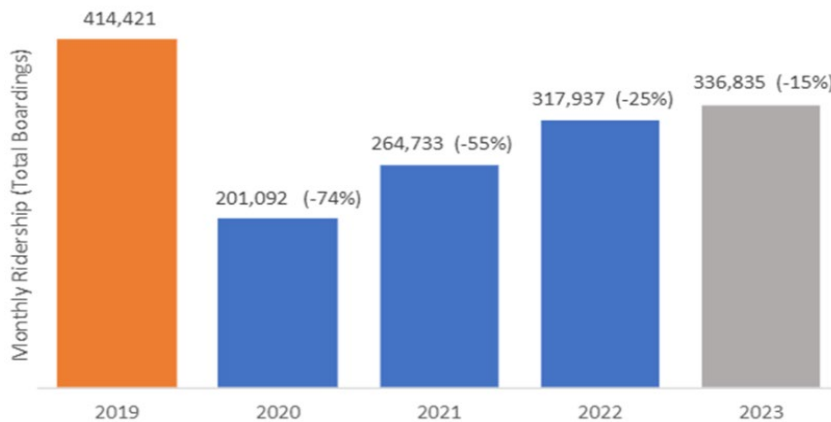
↑ 15.26%

↑ 6.07%

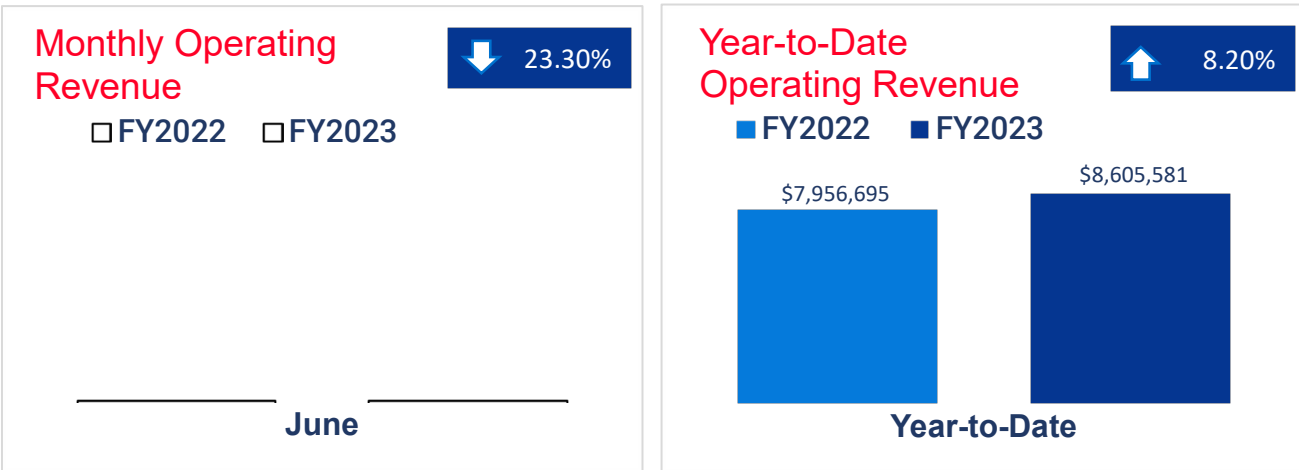


There were 336,835 rides in June. This is up almost 6% (~19,000 rides) from June 2022 but still down 19% (~77,500 rides) from June 2019 (pre-pandemic). June ridership is typically our lowest month because it is full Summer service with no school days. Although campus ridership is down, the 22 Illini Limited is the highest ridership per revenue hour route at 34.89 and the 24 Link is the second highest at 30.35, which is a bit of a surprise since its ridership during the school year is not in the top tier. This may point to the internship activity at Research Park. Weekend ridership per hour is competitive with the weekdays. For example, the Saturday Daytime Community group ridership per revenue hour is 23.6, while Weekday Daytime Community ridership per revenue hour is 19.48. Sunday is similarly high at 19.44, just below the weekday number.

June Ridership by Year

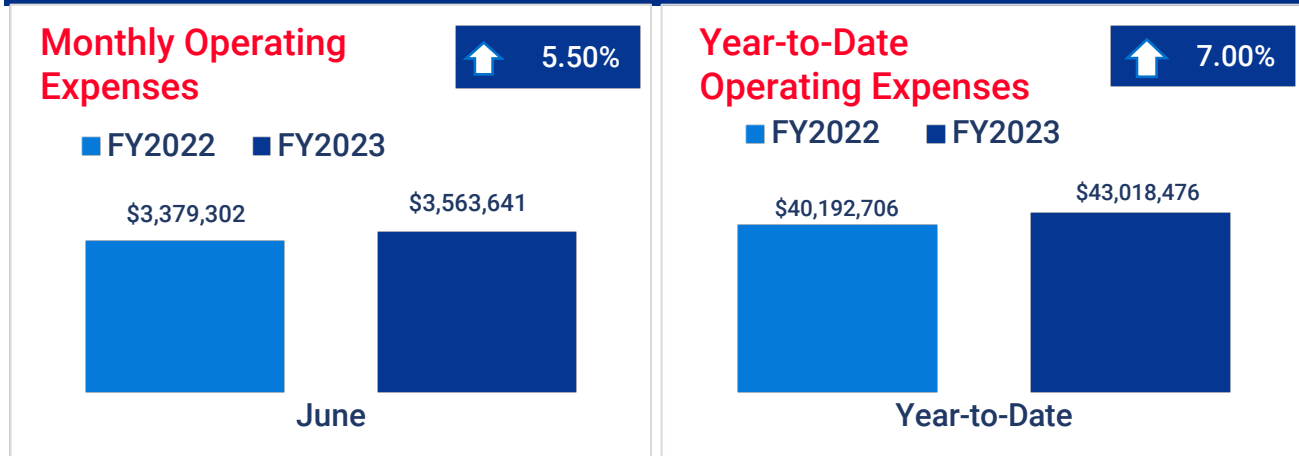


OPERATING REVENUE



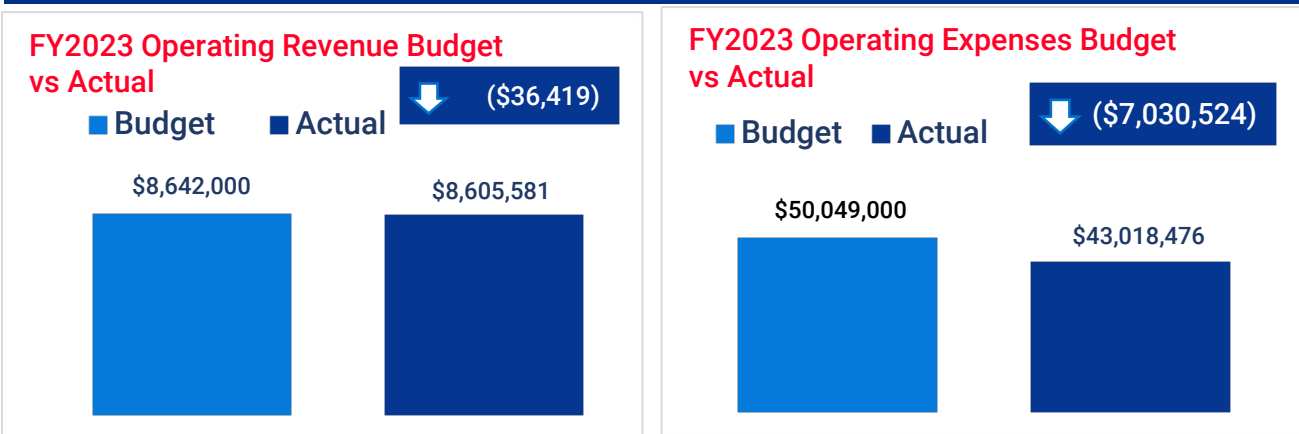
June 2023 operating revenue was 23.30% below June 2022. June negative numbers are attributable to the reduced service credit to UIUC. Year-to-date operating revenue was 8.20% above FY2022.

OPERATING EXPENSES



June operating expenses were 5.50% above June 2022. Year-to-date operating expenses were 7.00% above FY2022.

YEAR-TO-DATE REVENUE & EXPENSES



Year-to-date operating revenues were \$36,419 below budget while operating expenses were \$7,030,524 below budget.

MANAGING DIRECTOR'S NOTES

- 1) Once a year, MTD welcomes a third-party auditor from Lloyd's Register – Quality Assurance (LRQA) to assess compliance of the District's 9001:2015 & 14001:2015 certified management system (MTD2071). This year represents the first surveillance audit of a three-year cycle. From June 27 through June 30, our auditor joined us remotely to ensure that MTD is continuing to implement a management system that meets the guidelines established by the International Organization for Standardization (ISO). The District received its first ISO certification in 2013.

During our auditor's four-day virtual visit, she noted a few areas in which the system can continue to grow and improve, as well as found one minor non-conformance. At the end of the week, the system was recommended for continued certification to the ISO 9001:2015 and 14001:2015 standards. This result is the culmination of many departments working together to sustain this critical system and push the District's environmental sustainability and quality performance forward.

- 2) One of the most difficult aspects of navigating a transit system while being visually impaired is knowing which bus to board. When multiple routes serve a single stop, knowing the identity of the route is usually only obtained after asking the operator. As a part of our continuing efforts to further comply with the Americans with Disabilities Act (ADA), MTD has been testing a new software component called Multimedia Data Center (MMDC) on INIT's MobilePlan software. MobilePlan is the software that our planning department uses for nearly every aspect of managing the complicated world of our operations. MMDC allows audible external announcements at our bus stops. We now have the capability to designate selected stops for audible external announcements and plan to use them at all stops being served concurrently by multiple routes.

The announcement will play automatically when the door is opened and will state the route and direction of the bus (e.g., "Five East Green") and is programmed to repeat after 30 seconds. Planning has successfully tested this feature as of mid-June and is performing additional testing to ensure the feature will work across the fleet. We will soon create a listing of all stops in our service area needing an announcement and will soon begin programming in MobilePlan. The Board approved the purchase of this equipment and project in February of 2022.

- 3) FAAC, the manufacturer of the bus training simulator replacement, is visiting MTD this week to film scenarios for the customer service component of the training program. Safety & Training and Operations developed several scenarios representing situations frequently experienced by our operators to test trainees' knowledge of how to correctly manage each situation. The scenarios follow a "choose your own ending" design where the trainees' decision-making determines how the scenario progresses, right or wrong. Local acting talent was used in the filming and several of them are Station Theater participants. This is a brand-new training component for the District, and it is anticipated to be ready when the simulator is delivered in August 2023.
-

- 4) On Monday, July 17, Senator Durbin held a press conference at our Maintenance Facility announcing the \$6.6 million Lo-No grant award for ten hybrid buses that we received from the Federal Transit Administration. He also spent a fair amount of time talking about our hydrogen fuel cell project. The event was well attended and covered by most local media outlets.

Senator Dick Durbin @SenatorDurbin · Jul 17

Happy to be in Champaign today to announce \$6.6 million in federal funding that will revolutionize @rideMTD's transit system with ten cutting-edge hybrid replacement buses.

Together, we're driving progress and ensuring a cleaner, healthier environment for generations to come.



11 29 103 8,332

Champaign-Urbana Mass Transit District (MTD) @rideMTD · Jul 17

"This is a momentous step forward for MTD, fostering a greener, more connected community for generations to come." Many thanks to @SenatorDurbin for his support and visiting our facilities today to announce the \$6.6M grant awarded to MTD by @FTA_DOT mtd.org/inside/mtd-pul...



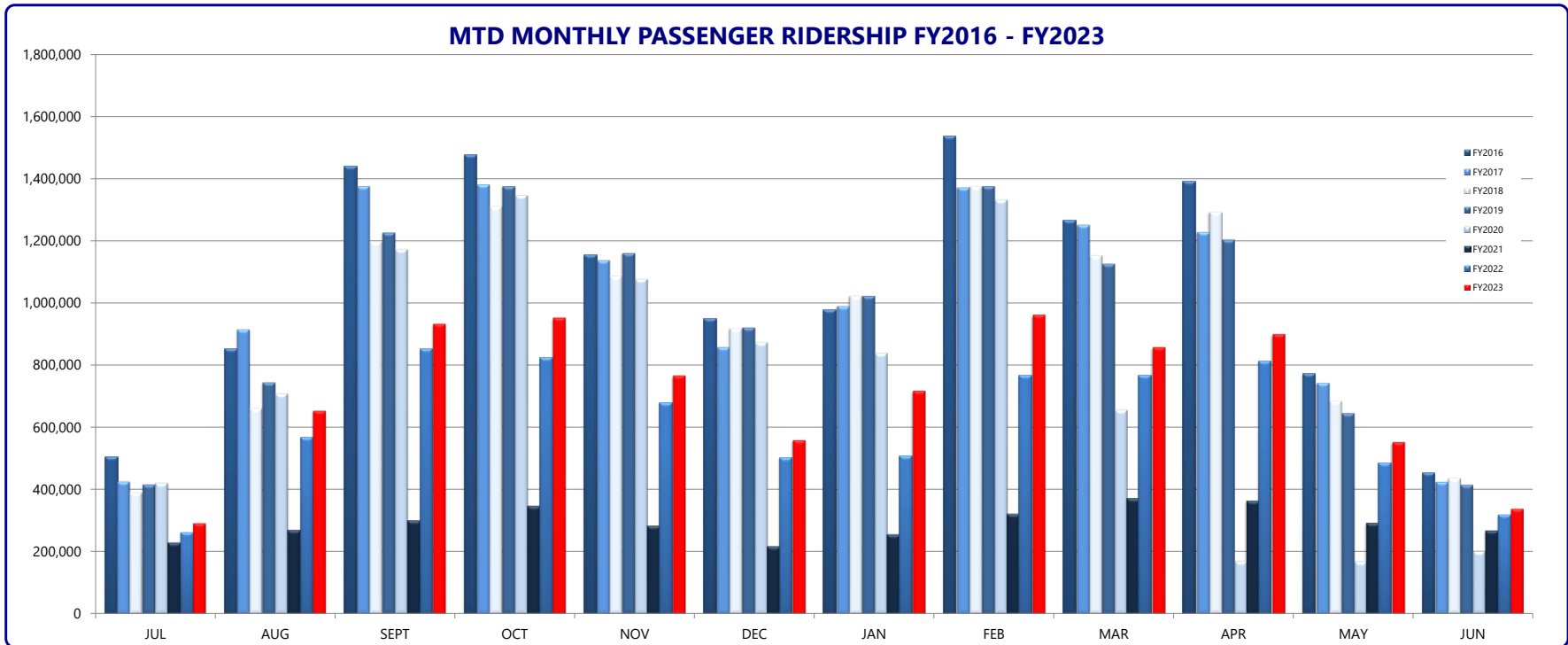
1 6 10 992

Champaign-Urbana Mass Transit District
 Fiscal-Year-to-Date Ridership Comparison

	Jun-23	Jun-22	% Change	FY23 YTD	FY22 YTD	% Change
Adult Rides	17,847	18,170	-1.8%	219,466	212,522	3.3%
School Rides	1,469	1,912	-23.2%	364,345	307,771	18.4%
DASH/Senior - E & D Rides	32,319	30,462	6.1%	365,665	301,323	21.4%
U of I Faculty/Staff Rides	11,128	15,654	-28.9%	318,002	242,990	30.9%
Annual Pass	35,793	40,185	-10.9%	445,939	363,940	22.5%
U of I Student Rides	211,211	188,985	11.8%	6,416,023	5,658,993	13.4%
All Day Passes	192	188	2.1%	2,073	5,004	-58.6%
Transfers	6,218	6,647	-6.5%	71,486	61,960	15.4%
Saferides	0	0	-	25,656	23,676	8.4%
West Connect	0	0	-	0	528	-100.0%
Monthly Pass	8,421	4,883	72.5%	85,864	58,551	46.6%
Veterans Pass	2,213	2,787	-20.6%	29,007	24,810	16.9%
Total Unlinked Passenger Rides	326,811	309,873	5.5%	8,343,526	7,262,068	14.9%
Half-Fare Cab Subsidy Rides	0	194	-100.0%	1,208	1,765	-31.6%
ADA Rides	10,024	7,870	27.4%	113,310	74,447	52.2%
TOTAL	336,835	317,937	5.9%	8,458,044	7,338,280	15.3%

	Jun-23	Jun-22
Weekdays	22	22
UI Weekdays	0	0
Saturdays	4	4
UI Saturdays	0	0
Sundays	4	4
UI Sundays	0	0
Champaign Schools Days	0	0
Urbana School Days	0	0
Holidays	0	0
Average Temperature	72.0	74.7
Total Precipitation	1.33	0.81
Average Gas Price	\$3.63	\$5.10

	FY2015	FY2016	FY2017	FY2018	FY2019	FY2020	FY2021	FY2022	FY2023
JUL	529,018	503,481	424,915	389,398	415,476	420,729	226,004	260,815	290,301
AUG	848,165	851,098	914,496	661,178	743,728	708,465	266,497	567,618	651,458
SEPT	1,514,019	1,439,491	1,375,803	1,197,928	1,226,527	1,172,335	297,090	850,842	929,906
OCT	1,606,340	1,478,275	1,380,990	1,310,380	1,375,516	1,346,402	343,765	822,915	949,844
NOV	1,236,071	1,153,897	1,137,573	1,087,343	1,160,184	1,076,993	279,977	678,231	764,340
DEC	1,068,608	949,030	857,837	917,782	920,718	873,429	214,183	501,741	556,970
JAN	996,469	977,223	989,700	1,022,713	1,022,403	838,969	252,336	506,560	715,390
FEB	1,576,687	1,537,540	1,371,778	1,375,553	1,375,560	1,331,716	318,071	766,403	959,122
MAR	1,305,425	1,266,676	1,251,352	1,153,015	1,125,644	656,224	368,540	766,766	855,518
APR	1,402,475	1,391,286	1,228,127	1,292,424	1,203,603	169,747	360,134	813,280	897,373
MAY	940,147	770,860	742,253	684,678	645,383	168,484	289,030	485,172	550,987
JUN	528,360	451,663	424,219	435,993	414,421	201,092	264,733	317,937	336,835
TOTAL	13,551,784	12,770,520	12,099,043	11,528,385	11,629,163	8,964,585	3,480,360	7,338,280	8,458,044



Champaign-Urbana Mass Transit District

July 17, 2023

Route Performance Report

June 2023

Weekdays

	Passengers	Revenue Hours	Passengers Per Revenue Hour	Revenue Hour Performance Comparison +	Revenue Miles	Passengers Per Revenue Mile	Revenue Mile Performance Comparison +
Daytime Campus Fixed Route	56,606	2,153.10	26.29		25,126.58	2.25	
10 Gold Hopper	4,067	181.02	22.47	0.85	2,501.62	1.63	0.72
12 Teal	14,568	514.65	28.31	1.08	5,560.99	2.62	1.16
13 Silver	5,348	340.50	15.71	0.60	3,985.75	1.34	0.60
21 Raven	2,903	209.77	13.84	0.53	2,202.38	1.32	0.59
22 Illini Limited	16,800	481.47	34.89	1.33	5,882.13	2.86	1.27
24 Link	12,920	425.70	30.35	1.15	4,993.71	2.59	1.15
Daytime Community Fixed Route	195,444	10,033.61	19.48		138,183.92	1.41	
1 Yellow	27,697	1,048.40	26.42	1.36	13,634.37	2.03	1.44
2 Red	21,734	1,038.40	20.93	1.07	13,719.12	1.58	1.12
3 Lavender	11,478	543.33	21.13	1.08	7,285.80	1.58	1.11
4 Blue	7,508	552.97	13.58	0.70	6,863.24	1.09	0.77
5 Green	28,825	1,185.06	24.32	1.25	15,868.58	1.82	1.28
5 Green Express	2,834	194.27	14.59	0.75	2,918.22	0.97	0.69
5 Green Hopper	15,793	570.45	27.69	1.42	7,549.95	2.09	1.48
6 Orange	12,421	713.47	17.41	0.89	9,173.92	1.35	0.96
6 Orange Hopper	6,703	284.75	23.54	1.21	3,344.54	2.00	1.42
7 Grey	16,046	889.65	18.04	0.93	12,320.49	1.30	0.92
8 Bronze	3,039	306.57	9.91	0.51	4,563.28	0.67	0.47
9 Brown	17,417	1,130.34	15.41	0.79	15,710.15	1.11	0.78
10 Gold	17,628	941.25	18.73	0.96	13,477.18	1.31	0.92
11 Ruby	262	117.70	2.23	0.11	2,238.86	0.12	0.08
14 Navy	3,737	242.00	15.44	0.79	4,532.37	0.82	0.58

* The Percent of Group Ridership shows how the ridership for the route compares to the group
 + Performance Comparison shows each Route's Passengers Per Revenue Hour or Mile compared to the Route Group's average
 Routes that are continually above 1.5 or below 0.5 may need to be examined as they are not performing within the Group Standards.

	Passengers	Revenue Hours	Passengers Per Revenue Hour	Revenue Hour Performance Comparison +	Revenue Miles	Passengers Per Revenue Mile	Revenue Mile Performance Comparison +
16 Pink	2,322	275.00	8.44	0.43	4,983.86	0.47	0.33
Evening Campus Fixed Route	9,193	503.48	18.26		5,901.91	1.56	
120 Teal	4,036	199.45	20.24	1.11	2,330.38	1.73	1.11
130 Silver Limited	1,158	105.77	10.95	0.60	1,227.95	0.94	0.61
220 Illini Limited	3,999	198.27	20.17	1.10	2,343.58	1.71	1.10
Evening Community Fixed Route	23,662	1,377.52	17.18		19,751.06	1.20	
50 Green	7,426	351.88	21.10	1.23	5,026.40	1.48	1.23
50 Green Hopper	3,980	168.30	23.65	1.38	2,259.18	1.76	1.47
70 Grey	4,041	265.83	15.20	0.88	3,787.44	1.07	0.89
100 Yellow	6,701	429.88	15.59	0.91	5,694.08	1.18	0.98
110 Ruby	1,061	76.78	13.82	0.80	1,280.57	0.83	0.69
180 Lime	453	84.83	5.34	0.31	1,703.39	0.27	0.22
Total	284,905	14,067.71	20.25		188,963.47	1.51	

* The Percent of Group Ridership shows how the ridership for the route compares to the group
+ Performance Comparison shows each Route's Passengers Per Revenue Hour or Mile compared to the Route Group's average
Routes that are continually above 1.5 or below 0.5 may need to be examined as they are not performing within the Group Standards.

Champaign-Urbana Mass Transit District

July 17, 2023

Route Performance Report

June 2023

Weekends

	Passengers	Revenue Hours	Passengers Per Revenue Hour	Revenue Hour Performance Comparison +	Revenue Miles	Passengers Per Revenue Mile	Revenue Mile Performance Comparison +
Saturday Daytime Campus Fixed	4,951	214.03	23.13		2,432.55	2.04	
120 Teal	1,857	94.53	19.64	0.85	1,029.13	1.80	0.89
130 Silver	879	41.17	21.35	0.92	479.24	1.83	0.90
220 Illini	2,215	78.33	28.28	1.22	924.18	2.40	1.18
Saturday Daytime Community	17,876	757.59	23.60		10,474.51	1.71	
20 Red	1,719	99.20	17.33	0.73	1,298.50	1.32	0.78
30 Lavender	1,690	87.22	19.38	0.82	1,350.76	1.25	0.73
50 Green	5,188	148.87	34.85	1.48	1,929.87	2.69	1.58
70 Grey	4,134	158.63	26.06	1.10	2,133.56	1.94	1.14
100 Yellow	3,973	177.17	22.43	0.95	2,324.98	1.71	1.00
110 Ruby	767	42.07	18.23	0.77	709.75	1.08	0.63
180 Lime	405	44.44	9.11	0.39	727.08	0.56	0.33
Saturday Evening Campus Fixed	1,584	99.60	15.90		1,131.91	1.40	
120 Teal	612	38.40	15.94	1.00	420.47	1.46	1.04
130 Silver	260	19.20	13.54	0.85	222.90	1.17	0.83
220 Illini	712	42.00	16.95	1.07	488.55	1.46	1.04
Saturday Evening Community	4,586	284.22	16.14		3,882.20	1.18	
50 Green	1,249	65.05	19.20	1.19	895.25	1.40	1.18
50 Green Hopper	871	40.00	21.78	1.35	516.04	1.69	1.43
70 Grey	772	53.27	14.49	0.90	727.33	1.06	0.90
100 Yellow	1,479	99.37	14.88	0.92	1,298.41	1.14	0.96
110 Ruby	152	12.53	12.13	0.75	213.40	0.71	0.60
180 Lime	63	14.00	4.50	0.28	231.76	0.27	0.23

* The Percent of Group Ridership shows how the ridership for the route compares to the group

+ Performance Comparison shows each Route's Passengers Per Revenue Hour or Mile compared to the Route Group's average

Routes that are continually above 1.5 or below 0.5 may need to be examined as they are not performing within the Group Standards.

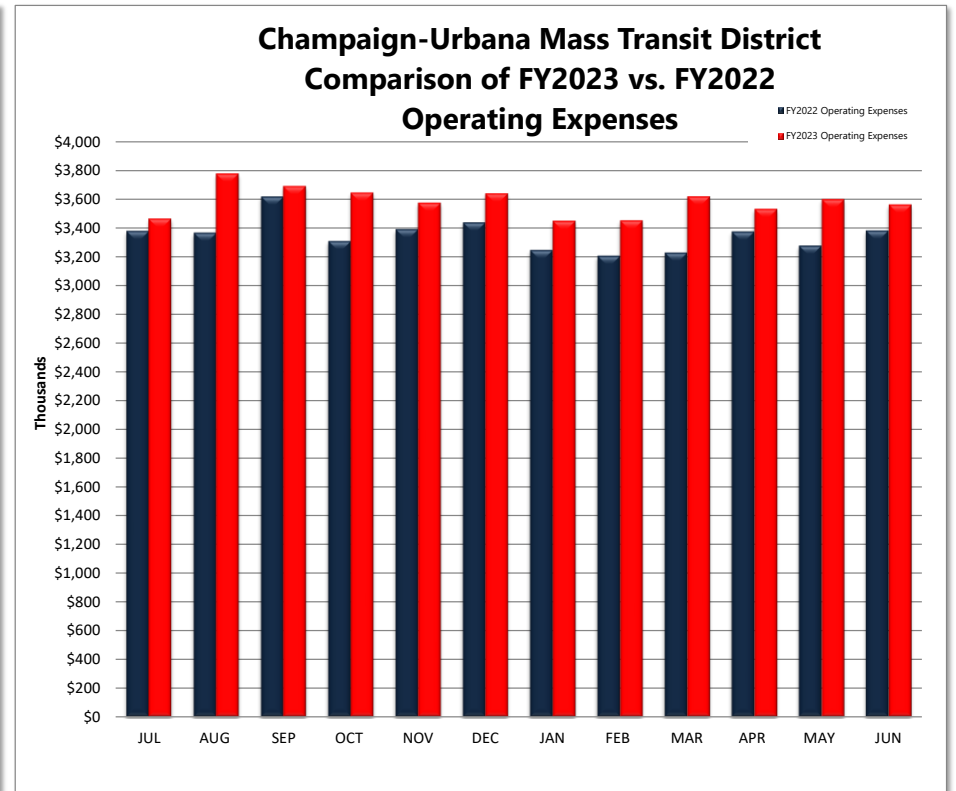
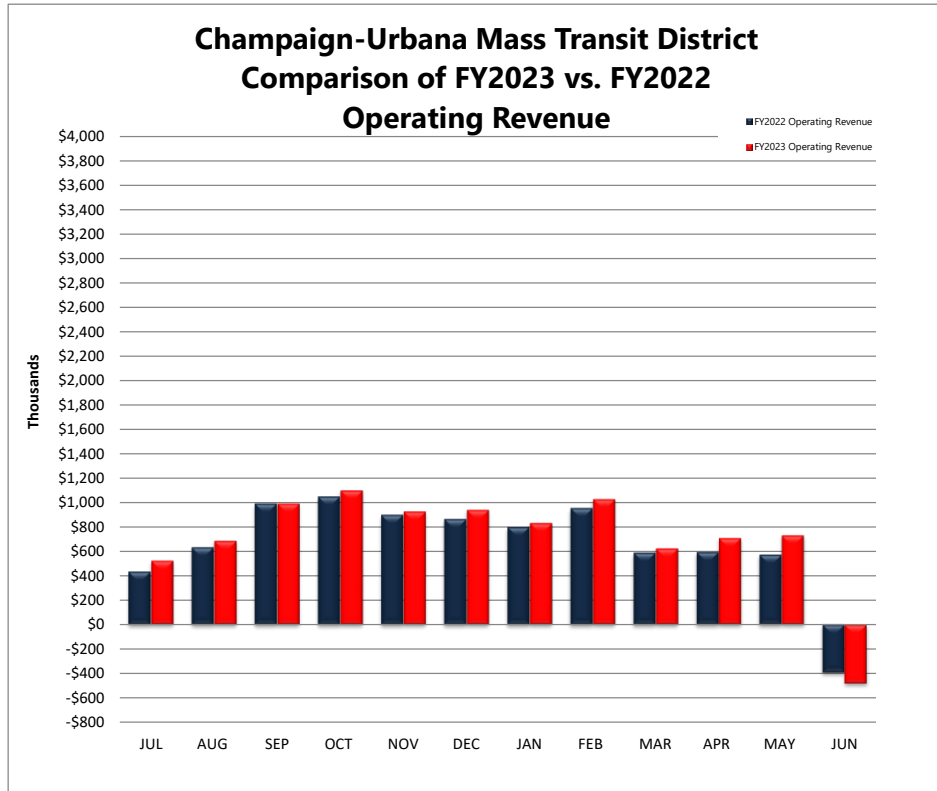
	Passengers	Revenue Hours	Passengers Per Revenue Hour	Revenue Hour Performance Comparison +	Revenue Miles	Passengers Per Revenue Mile	Revenue Mile Performance Comparison +
Sunday Daytime Campus Fixed Route	3,309	131.33	25.20		1,515.92	2.18	
120 Teal	948	34.47	27.50	1.09	374.41	2.53	1.16
130 Silver	499	30.20	16.52	0.66	351.86	1.42	0.65
220 Illini	1,862	66.67	27.93	1.11	789.66	2.36	1.08
Sunday Daytime Community Fixed Route	11,175	574.85	19.44		8,170.51	1.37	
30 Lavender	1,171	72.43	16.17	0.83	1,119.82	1.05	0.76
50 Green	3,657	137.17	26.66	1.37	1,775.82	2.06	1.51
70 Grey	2,433	138.62	17.55	0.90	1,874.60	1.30	0.95
100 Yellow	3,261	134.50	24.25	1.25	1,767.84	1.84	1.35
110 Ruby	441	32.07	13.75	0.71	544.37	0.81	0.59
180 Lime	212	60.07	3.53	0.18	1,088.05	0.19	0.14
Total	43,481	2,061.62	21.09		27,607.61	1.57	

* The Percent of Group Ridership shows how the ridership for the route compares to the group
+ Performance Comparison shows each Route's Passengers Per Revenue Hour or Mile compared to the Route Group's average
Routes that are continually above 1.5 or below 0.5 may need to be examined as they are not performing within the Group Standards.

Champaign-Urbana Mass Transit District
 Comparison of FY2023 vs FY2022 Revenue and Expenses

July 18, 2023

	JUL	AUG	SEP	OCT	NOV	DEC	JAN	FEB	MAR	APR	MAY	JUN
FY2022 Operating Revenue	\$431,925	\$630,757	\$987,941	\$1,045,828	\$896,190	\$860,757	\$795,610	\$951,191	\$585,943	\$591,962	\$570,813	-\$392,222
FY2023 Operating Revenue	\$523,740	\$685,651	\$991,317	\$1,099,592	\$926,476	\$939,010	\$831,967	\$1,027,710	\$623,316	\$709,239	\$731,296	-\$483,734
FY2022 Operating Expenses	\$3,376,362	\$3,364,007	\$3,616,199	\$3,306,720	\$3,389,381	\$3,436,470	\$3,244,660	\$3,205,061	\$3,226,832	\$3,372,214	\$3,275,499	\$3,379,302
FY2023 Operating Expenses	\$3,465,500	\$3,778,872	\$3,692,179	\$3,646,228	\$3,575,186	\$3,641,176	\$3,449,728	\$3,452,404	\$3,619,747	\$3,532,945	\$3,600,869	\$3,563,641
FY2022 Operating Ratio	12.79%	18.75%	27.32%	31.63%	26.44%	25.05%	24.52%	29.68%	18.16%	17.55%	17.43%	-11.61%
FY2023 Operating Ratio	15.11%	18.14%	26.85%	30.16%	25.91%	25.79%	24.12%	29.77%	17.22%	20.08%	20.31%	-13.57%



HOURS	Jun 2022	Jun 2023	% Change	FY2022 to Date	FY2023 to Date	% Change
Passenger Revenue	17,129.10	17,516.80	2.3%	238,753.93	240,412.30	0.7%
Vacation/Holiday/Earned Time	8,516.27	9,126.90	7.2%	79,363.42	84,242.46	6.1%
Non-Revenue	9,785.08	7,860.22	-19.7%	77,384.41	63,797.27	-17.6%
TOTAL	35,430.45	34,503.92	-2.62%	395,501.76	388,452.03	-1.78%

REVENUE/EXPENSES	Jun 2022	Jun 2023	% Change	FY2022 to Date	FY2023 to Date	% Change
Operating Revenue	-\$392,221.59	-\$483,733.63	23.3%	\$7,956,695.27	\$8,605,580.60	8.2%
Operating Expenses	\$3,379,301.59	\$3,563,641.26	5.5%	\$40,192,706.49	\$43,018,476.34	7.0%
Operating Ratio	-11.61%	-13.57%	17.0%	19.80%	20.00%	1.1%
Passenger Revenue/Revenue Vehicle Hour	-\$30.91	-\$30.23	-2.2%	\$24.54	\$24.37	-0.7%

RIDERSHIP	Jun 2022	Jun 2023	% Change	FY2022 to Date	FY2023 to Date	% Change
Revenue Passenger	303,226	320,593	5.7%	7,200,108	8,272,040	14.9%
Transfers	6,647	6,218	-6.5%	61,960	71,486	15.4%
Total Unlinked	309,873	326,811	5.5%	7,262,068	8,343,526	14.9%
ADA Riders	7,870	10,024	27.4%	74,447	113,310	52.2%
Half Fare Cab	194	0	-100.0%	1,765	1,208	-31.6%
TOTAL	317,937	336,835	5.94%	7,338,280	8,458,044	15.26%

PASSENGERS/REVENUE HOUR	Jun 2022	Jun 2023	% Change	FY2022 to Date	FY2023 to Date	% Change
Hour	18.09	18.66	3.1%	30.42	34.71	14.1%

Champaign Urbana Mass Transit District Budget Analysis Report

From Fiscal Year: 2023 From Period 12
Thru Fiscal Year: 2023 Thru Period 12

Division: 00 Champaign Urbana Mass Transit District

As of: 6/30/2023

Jun-2023	Budget This Period	Jun-2022	Act/Bgt Var %		Actual Ytd	Jul-2022 thru Jun-2023 Budget Ytd	Last Ytd	Act/Bgt Var %
4000000000 **** R E V E N U E ****								
4000000099 ** TRANSPORTATION REVENUE								
4010000000 * PASSENGER FARES								
26,860.72	33,333.37	28,149.27	-19.42%	4010100000 FULL ADULT FARES	352,885.28	400,000.00	290,441.78	-11.78%
1,414.00	833.37	1,104.00	69.67%	4010300000 STUDENT FARES	6,683.00	10,000.00	4,859.50	-33.17%
-88.00	0.00	-151.00	-100.00%	4010700000 FARE REFUNDS	-1,677.00	0.00	-930.00	-100.00%
9,925.00	12,500.00	10,836.00	-20.60%	4010800000 ANNUAL PASS REVENUE	116,323.00	150,000.00	86,748.00	-22.45%
0.00	2,916.63	1,490.00	-100.00%	4011000000 HALF FARE CAB	8,963.50	35,000.00	12,095.50	-74.39%
5,942.00	3,333.37	4,906.00	78.26%	4011100000 ADA TICKETS & FARES	56,858.00	40,000.00	35,635.00	42.15%
44,053.72	52,916.74	46,334.27	-16.75%	4019900099 * TOTAL PASSENGER FARES	540,035.78	635,000.00	428,849.78	-14.95%
4020000000 * SPECIAL TRANSIT & SCHOOL FARE								
-848,172.50	483,333.37	-600,013.26	-275.48%	4020300000 U OF I CAMPUS SERVICE	5,149,046.77	5,800,000.00	5,224,306.74	-11.22%
26,882.17	27,083.37	25,546.25	-0.74%	4020500000 ADA - U I & DSC CONTRACTS	322,586.04	325,000.00	306,555.00	-0.74%
72.00	62,083.37	78.00	-99.88%	4030100000 SCHOOL SERVICE FARES	737,192.04	745,000.00	739,220.04	-1.05%
-821,218.33	572,500.11	-574,389.01	-243.44%	4039999999 * TOTAL SPECIAL TRANSIT & SCHOO	6,208,824.85	6,870,000.00	6,270,081.78	-9.62%
4060000000 *AUXILIARY TRANSPORTATION REVE								
1,848.30	2,083.37	1,724.91	-11.28%	4060100000 I.T. COMMISSIONS	22,787.89	25,000.00	22,796.00	-8.85%
23,779.55	25,000.00	27,718.00	-4.88%	4060300000 ADVERTISING REVENUE	410,540.10	300,000.00	301,320.38	36.85%
25,627.85	27,083.37	29,442.91	-5.37%	4069900098 *TOTAL AUXILIARY TRANSPORTATIO	433,327.99	325,000.00	324,116.38	33.33%
-751,536.76	652,500.22	-498,611.83	-215.18%	4069900099 ** TOTAL TRANSPORTATION REVEN	7,182,188.62	7,830,000.00	7,023,047.94	-8.27%
4070000000 ** NON-TRANSPORTATION REVENUE								
2,392.33	1,833.37	1,318.67	30.49%	4070100000 SALE OF MAINTENANCE SERVICES	21,495.04	22,000.00	18,695.35	-2.30%
0.00	0.00	0.00	0.00%	4070200000 RENTAL OF REVENUE VEHICLES	0.00	0.00	0.00	0.00%
85,825.74	35,416.63	71,174.92	142.33%	4070300000 BUILDING RENTAL - IL TERMINAL	496,725.70	425,000.00	454,257.51	16.88%
10,001.05	17,916.63	17,924.38	-44.18%	4070300002 BUILDING RENTAL - 801 & 1101	162,424.24	215,000.00	215,092.56	-24.45%
150,023.31	12,500.00	15,795.80	999.99%	4070400000 INVESTMENT INCOME	690,566.70	150,000.00	148,802.20	360.38%
0.00	0.00	-1,830.00	0.00%	4070400002 +/- FAIR VALUE OF INVESTMENT	-2,160.00	0.00	-44,238.55	-100.00%
175.50	0.00	16.22	100.00%	4070800000 OVER OR SHORT	3,948.70	0.00	475.44	100.00%
17,702.98	0.00	0.00	100.00%	4079800000 GAIN ON FIXED ASSET DISPOSAL	20,202.98	0.00	23,220.00	100.00%

Champaign Urbana Mass Transit District Budget Analysis Report

From Fiscal Year: 2023 From Period 12
Thru Fiscal Year: 2023 Thru Period 12

Division: 00 Champaign Urbana Mass Transit District

As of: 6/30/2023

Jun-2023	Budget This Period	Jun-2022	Act/Bgt Var %		Jul-2022 thru Jun-2023		Last Ytd	Act/Bgt Var %
					Actual Ytd	Budget Ytd		
1,682.22	0.00	1,990.25	100.00%	4079900001 OTHER NON-TRANSPORTATION REV	30,188.62	0.00	117,342.82	100.00%
267,803.13	67,666.63	106,390.24	295.77%	4079900099 ** TOTAL NON-TRANSPORTATION RE	1,423,391.98	812,000.00	933,647.33	75.29%
-483,733.63	720,166.85	-392,221.59	-167.17%	4079999999 *** TOTAL TRANS & NON-TRANS REV	8,605,580.60	8,642,000.00	7,956,695.27	-0.42%
4080000000 ** TAX REVENUE								
816,666.00	816,666.63	784,600.00	0.00%	4080100000 PROPERTY TAX REVENUE	9,799,992.00	9,800,000.00	9,415,200.00	0.00%
0.00	0.00	0.00	0.00%	4080100001 PROPERTY TAX - UNCOLLECTIBLE R	-10,497.32	0.00	-21,815.31	-100.00%
112,802.66	16,666.63	112,300.90	576.82%	4080600000 REPLACEMENT TAX REVENUE	715,347.65	200,000.00	685,434.83	257.67%
0.00	0.00	0.00	0.00%	4089900001 MISCELLANEOUS PROPERTY TAXES	6,025.00	0.00	0.00	100.00%
929,468.66	833,333.26	896,900.90	11.54%	4089999999 ** TOTAL TAX REVENUE	10,510,867.33	10,000,000.00	10,078,819.52	5.11%
4110000000 ** STATE GRANTS & REIMBURSEME								
2,335,000.00	2,819,754.13	2,140,561.00	-17.19%	4110100000 OPERATING ASSISTANCE - STATE	28,258,750.00	33,837,050.00	25,972,600.00	-16.49%
0.00	0.00	-225,561.00	0.00%	4110100001 OPERATING ASSIST - DEBT SERVICE	6,078.80	0.00	174,100.00	100.00%
0.00	175,750.00	0.00	-100.00%	4111000000 STATE GRANT REVENUE	0.00	2,109,000.00	7,543,060.00	-100.00%
0.00	0.00	0.00	0.00%	4111000001 STATE GRANT REVENUE - PASS TH	0.00	0.00	0.00	0.00%
0.00	0.00	0.00	0.00%	4119900000 STATE REIMBURSEMENTS	0.00	0.00	18,473.50	0.00%
0.00	0.00	0.00	0.00%	4119900001 STATE REIMB - PASS THRU \$	0.00	0.00	-19,677.20	0.00%
2,335,000.00	2,995,504.13	1,915,000.00	-22.05%	4119999999 ** TOTAL STATE GRANTS & REIMB	28,264,828.80	35,946,050.00	33,688,556.30	-21.37%
4130000000 ** FEDERAL GRANTS & REIMBURSE								
0.00	250,000.00	0.00	-100.00%	4130100000 OPERATING ASSISTANCE - FEDERAL	0.00	3,000,000.00	0.00	-100.00%
1,770,172.49	6,192,083.37	225,561.00	-71.41%	4130500000 FEDERAL GRANT REVENUE	9,452,436.42	74,305,000.00	7,895,070.30	-87.28%
0.00	0.00	0.00	0.00%	4130600000 FEDERAL GRANT PASS THRU \$	0.00	0.00	0.00	0.00%
0.00	0.00	0.00	0.00%	4139900000 FEDERAL REIMBURSEMENTS	0.00	0.00	0.00	0.00%
1,770,172.49	6,442,083.37	225,561.00	-72.52%	4139999999 ** TOTAL FEDERAL GRANTS & REIM	9,452,436.42	77,305,000.00	7,895,070.30	-87.77%
4150000000 **OTHER AGENCY REVENUES								
0.00	0.00	0.00	0.00%	4150130000 CONTRIBUTED CAPITAL - GOV'T	0.00	0.00	0.00	0.00%
0.00	0.00	0.00	0.00%	4150130010 CONTRIBUTED CAPITAL - NON-GOV'T	0.00	0.00	9,438.00	0.00%
0.00	0.00	0.00	0.00%	4159999999 ***TOTAL OTHER AGENCY REVENUE	0.00	0.00	9,438.00	0.00%
4,550,907.52	10,991,087.61	2,645,240.31	-58.59%	4999900099 **** TOTAL REVENUE ****	56,833,713.15	131,893,050.00	59,628,579.39	-56.91%

Champaign Urbana Mass Transit District

Budget Analysis Report

From Fiscal Year: 2023 From Period 12
 Thru Fiscal Year: 2023 Thru Period 12

Division: 00 Champaign Urbana Mass Transit District

As of: 6/30/2023

Jun-2023	Budget This Period	Jun-2022	Act/Bgt Var %		Actual Ytd	Jul-2022 thru Jun-2023 Budget Ytd	Last Ytd	Act/Bgt Var %
5000000000 **** EXPENSES ****								
5010000000 ** LABOR								
784,075.92	916,666.63	670,246.25	-14.46%	5010101000 OPERATORS WAGES	11,319,895.08	11,000,000.00	9,304,737.72	2.91%
125,506.83	150,000.00	116,486.51	-16.33%	5010204000 MECHANICS WAGES - MAINT	1,581,855.83	1,800,000.00	1,446,094.80	-12.12%
86,731.79	91,666.63	71,604.42	-5.38%	5010304000 MAINTENANCE WAGES - MAINT	1,041,343.93	1,100,000.00	831,483.57	-5.33%
120,142.81	133,333.37	94,586.92	-9.89%	5010401000 SUPERVISORS SALARIES - OPS	1,332,156.69	1,600,000.00	1,251,800.87	-16.74%
19,336.99	22,083.37	19,606.35	-12.44%	5010404000 SUPERVISORS SALARIES - MAINT	277,415.07	265,000.00	234,576.12	4.68%
95,020.63	95,833.37	85,278.05	-0.85%	5010501000 OVERHEAD SALARIES - OPS	930,946.54	1,150,000.00	1,005,124.68	-19.05%
45,971.08	45,416.63	36,859.81	1.22%	5010504000 OVERHEAD SALARIES - MAINT	493,754.31	545,000.00	431,160.14	-9.40%
150,841.03	151,416.63	133,211.89	-0.38%	5010516000 OVERHEAD SALARIES - G&A	1,771,976.96	1,817,000.00	1,491,318.86	-2.48%
14,503.81	22,916.63	23,301.13	-36.71%	5010516200 OVERHEAD SALARIES - IT	239,191.54	275,000.00	204,659.84	-13.02%
11,034.49	27,083.37	13,702.20	-59.26%	5010601000 CLERICAL WAGES - OPS	193,773.23	325,000.00	174,343.19	-40.38%
0.00	0.00	0.00	0.00%	5010604000 CLERICAL WAGES - MAINT	0.00	0.00	0.00	0.00%
50,569.53	37,500.00	32,438.92	34.85%	5010616000 CLERICAL WAGES - G&A	417,830.49	450,000.00	401,832.21	-7.15%
11,003.86	11,833.37	10,564.57	-7.01%	5010616200 CLERICAL WAGES - IT	120,725.89	142,000.00	107,120.94	-14.98%
11,793.82	17,500.00	10,990.60	-32.61%	5010716200 SECURITY WAGES - IT	150,172.23	210,000.00	128,790.76	-28.49%
-643.86	0.00	-1,695.07	-100.00%	5010801000 LABOR CREDIT - OPS	-21,024.39	0.00	-26,476.94	-100.00%
-5,579.42	0.00	-3,792.29	-100.00%	5010804000 LABOR CREDIT - MAINT	-54,203.89	0.00	-35,690.91	-100.00%
-3,672.12	0.00	-6,542.60	-100.00%	5010806000 LABOR CREDIT - G&A	-17,622.58	0.00	-36,941.14	-100.00%
13,823.56	14,166.63	8,990.99	-2.42%	5010816200 MAINTENANCE WAGES - IT	142,527.17	170,000.00	119,343.20	-16.16%
0.00	0.00	0.00	0.00%	5010901000 REDUCED/REASSIGNMNT PAY - OPS	0.00	0.00	0.00	0.00%
0.00	0.00	0.00	0.00%	5010904000 REDUCED/REASSIGNMNT PAY - MAI	0.00	0.00	0.00	0.00%
0.00	0.00	0.00	0.00%	5010916000 REDUCED/REASSIGNMNT PAY - G&A	0.00	0.00	0.00	0.00%
0.00	0.00	0.00	0.00%	5010916200 REDUCED/REASSIGNMNT PAY - IT	0.00	0.00	0.00	0.00%
0.00	0.00	0.00	0.00%	5011001000 MEAL DELIVERY WAGES - OPS (NON-	0.00	0.00	0.00	0.00%
0.00	0.00	0.00	0.00%	5012001000 U OF I COVID ROUTE WAGES	0.00	0.00	0.00	0.00%
0.00	0.00	0.00	0.00%	5013001000 COVID VACCINE INCENTIVE WAGES	0.00	0.00	31,139.74	0.00%
0.00	0.00	0.00	0.00%	5013016000 COVID TESTING WAGES	0.00	0.00	17,987.90	0.00%
1,530,460.75	1,737,416.63	1,315,838.65	-11.91%	5019999000 ** TOTAL LABOR	19,920,714.10	20,849,000.00	17,082,405.55	-4.45%
5020000000 ** FRINGE BENEFITS								
97,518.46	112,500.00	85,454.71	-13.32%	5020101000 FICA - OPS	1,155,141.77	1,350,000.00	1,084,213.36	-14.43%
25,098.82	24,166.63	22,052.98	3.86%	5020104000 FICA - MAINT	287,730.92	290,000.00	262,033.68	-0.78%
14,537.47	13,333.37	11,318.33	9.03%	5020116000 FICA - G&A	149,785.90	160,000.00	123,182.82	-6.38%
3,857.49	4,583.37	4,131.60	-15.84%	5020116200 FICA - IT	56,957.85	55,000.00	46,347.17	3.56%
102,764.06	195,833.37	109,850.96	-47.52%	5020201000 IMRF - OPS	1,593,723.66	2,350,000.00	1,932,222.38	-32.18%
27,398.20	43,750.00	27,880.26	-37.38%	5020204000 IMRF - MAINT	446,533.32	525,000.00	520,677.61	-14.95%

Champaign Urbana Mass Transit District

Budget Analysis Report

From Fiscal Year: 2023 From Period 12
 Thru Fiscal Year: 2023 Thru Period 12

Division: 00 Champaign Urbana Mass Transit District

As of: 6/30/2023

Jun-2023	Budget This Period	Jun-2022	Act/Bgt Var %		Jul-2022 thru Jun-2023		Last Ytd	Act/Bgt Var %
					Actual Ytd	Budget Ytd		
12,996.65	19,583.37	14,703.57	-33.63%	5020216000 IMRF - G&A	206,491.46	235,000.00	205,820.29	-12.13%
3,858.33	6,250.00	4,767.70	-38.27%	5020216200 IMRF - IT	74,130.33	75,000.00	68,615.65	-1.16%
316,337.34	333,333.37	293,497.61	-5.10%	5020301000 MEDICAL INSURANCE - OPS	3,684,747.66	4,000,000.00	3,564,775.38	-7.88%
82,758.08	75,000.00	70,762.69	10.34%	5020304000 MEDICAL INSURANCE - MAINT	895,009.19	900,000.00	843,996.51	-0.55%
45,361.50	40,000.00	30,036.20	13.40%	5020316000 MEDICAL INSURANCE - G&A	464,338.00	480,000.00	372,821.40	-3.26%
-7,964.00	18,750.00	16,589.00	-142.47%	5020316200 MEDICAL INSURANCE - IT	209,153.00	225,000.00	191,389.00	-7.04%
0.00	0.00	0.00	0.00%	5020401000 DENTAL INSURANCE - OPS	0.00	0.00	0.00	0.00%
0.00	0.00	0.00	0.00%	5020404000 DENTAL INSURANCE - MAINT	0.00	0.00	0.00	0.00%
0.00	0.00	0.00	0.00%	5020416000 DENTAL INSURANCE - G&A	0.00	0.00	0.00	0.00%
1,676.78	2,083.37	1,547.42	-19.52%	5020501000 LIFE INSURANCE - OPS	18,482.40	25,000.00	19,170.54	-26.07%
590.94	500.00	525.77	18.19%	5020504000 LIFE INSURANCE - MAINT	6,565.61	6,000.00	5,945.27	9.43%
2,866.77	583.37	169.54	391.42%	5020516000 LIFE INSURANCE - G&A	5,175.41	7,000.00	4,671.69	-26.07%
107.80	166.63	127.40	-35.31%	5020516200 LIFE INSURANCE - IT	1,617.00	2,000.00	1,440.60	-19.15%
0.00	0.00	0.00	0.00%	5020601000 OPEB EXPENSE - OPS	0.00	0.00	0.00	0.00%
0.00	0.00	0.00	0.00%	5020604000 OPEB EXPENSE - MAINT	0.00	0.00	0.00	0.00%
0.00	0.00	0.00	0.00%	5020616000 OPEB EXPENSE - G&A	0.00	0.00	0.00	0.00%
0.00	0.00	0.00	0.00%	5020616200 OPEB EXPENSE - IT	0.00	0.00	0.00	0.00%
1,808.01	4,166.63	6,338.20	-56.61%	5020701000 UNEMPLOYMENT INSURANCE - OPS	46,454.80	50,000.00	49,440.53	-7.09%
0.00	833.37	1,370.42	-100.00%	5020704000 UNEMPLOYMENT INSURANCE - MAIN	485.77	10,000.00	11,124.15	-95.14%
0.00	250.00	599.56	-100.00%	5020716000 UNEMPLOYMENT INSURANCE - G&A	275.00	3,000.00	4,785.58	-90.83%
0.00	250.00	256.95	-100.00%	5020716200 UNEMPLOYMENT INSURANCE - IT	503.89	3,000.00	2,894.38	-83.20%
15,875.44	15,416.63	29,970.00	2.98%	5020801000 WORKERS COMP INSURANCE - OPS	193,485.07	185,000.00	179,723.52	4.59%
3,571.00	10,416.63	6,370.00	-65.72%	5020804000 WORKERS COMP INSURANCE - MAIN	39,959.00	125,000.00	34,251.89	-68.03%
2,204.00	1,666.63	3,232.67	32.24%	5020816000 WORKERS COMP INSURANCE - G&A	22,460.63	20,000.00	15,085.77	12.30%
613.00	2,083.37	1,092.00	-70.58%	5020816200 WORKERS COMP INSURANCE - IT	6,616.00	25,000.00	6,815.20	-73.54%
35,749.33	17,083.37	0.00	109.26%	5021001000 HOLIDAYS - OPS	157,506.67	205,000.00	136,009.76	-23.17%
12,444.56	5,416.63	0.00	129.75%	5021004000 HOLIDAYS - MAINT	79,794.72	65,000.00	50,011.60	22.76%
0.00	0.00	0.00	0.00%	5021016000 HOLIDAYS - G&A	3,134.09	0.00	0.00	100.00%
1,975.85	833.37	0.00	137.09%	5021016200 HOLIDAYS - IT	16,975.09	10,000.00	7,422.40	69.75%
98,335.03	55,000.00	118,196.66	78.79%	5021101000 VACATIONS - OPS	610,102.18	660,000.00	656,065.59	-7.56%
23,179.60	15,000.00	22,029.28	54.53%	5021104000 VACATIONS - MAINT	169,398.56	180,000.00	146,495.59	-5.89%
0.00	0.00	0.00	0.00%	5021116000 VACATION - G&A	0.00	0.00	0.00	0.00%
685.60	1,666.63	694.40	-58.86%	5021116200 VACATIONS - IT	36,740.52	20,000.00	15,933.92	83.70%
4,114.39	5,416.63	4,498.96	-24.04%	5021201000 OTHER PAID ABSENCES - OPS	52,450.47	65,000.00	51,768.68	-19.31%
0.00	1,250.00	763.76	-100.00%	5021204000 OTHER PAID ABSENCES - MAINT	14,031.14	15,000.00	9,723.84	-6.46%
0.00	83.37	0.00	-100.00%	5021216000 OTHER PAID ABSENCES - G&A	0.00	1,000.00	641.28	-100.00%
0.00	166.63	138.88	-100.00%	5021216200 OTHER PAID ABSENCES - IT	3,190.31	2,000.00	2,179.67	59.52%
712.39	5,416.63	4,612.39	-86.85%	5021301000 UNIFORM ALLOWANCES - OPS	45,177.36	65,000.00	51,063.61	-30.50%

Champaign Urbana Mass Transit District

Budget Analysis Report

From Fiscal Year: 2023 From Period 12
 Thru Fiscal Year: 2023 Thru Period 12

Division: 00 Champaign Urbana Mass Transit District

As of: 6/30/2023

Jun-2023	Budget This Period	Jun-2022	Act/Bgt Var %		Jul-2022 thru Jun-2023		Last Ytd	Act/Bgt Var %
					Actual Ytd	Budget Ytd		
1,426.33	2,250.00	2,085.96	-36.61%	5021304000 UNIFORM ALLOWANCES - MAINT	25,824.28	27,000.00	22,314.63	-4.35%
148.23	500.00	58.63	-70.35%	5021316200 UNIFORM ALLOWANCES - IT	4,967.94	6,000.00	2,448.79	-17.20%
0.00	416.63	0.00	-100.00%	5021401000 OTHER FRINGE BENEFITS - OPS	800.00	5,000.00	0.00	-84.00%
0.00	833.37	639.12	-100.00%	5021404000 OTHER FRINGE BENEFITS - MAINT	632.95	10,000.00	1,881.12	-93.67%
-23,039.47	5,000.00	-22,974.98	-560.79%	5021416000 OTHER FRINGE BENEFITS - G&A	3,238.63	60,000.00	14,786.30	-94.60%
0.00	208.37	0.00	-100.00%	5021416200 OTHER FRINGE BENEFITS - IT	0.00	2,500.00	0.00	-100.00%
158,394.31	162,500.00	141,716.65	-2.53%	5021501000 EARNED TIME - OPS	851,852.93	1,950,000.00	1,712,023.73	-56.32%
19,131.89	29,166.63	24,990.48	-34.40%	5021504000 EARNED TIME - MAINT	213,820.83	350,000.00	360,847.95	-38.91%
282.19	2,916.63	2,608.35	-90.32%	5021516200 EARNED TIME - IT	56,952.44	35,000.00	37,400.36	62.72%
12,750.00	1,500.00	12,492.30	750.00%	5021604000 TOOL ALLOWANCE - MAINT	12,750.00	18,000.00	24,456.21	-29.17%
3,949.03	3,750.00	823.44	5.31%	5021701000 DISABILITY - OPS	35,214.54	45,000.00	24,171.70	-21.75%
342.48	416.63	1,169.10	-17.80%	5021704000 DISABILITY - MAINT	4,238.10	5,000.00	2,078.40	-15.24%
0.00	83.37	0.00	-100.00%	5021716200 DISABILITY - IT	0.00	1,000.00	0.00	-100.00%
0.00	0.00	430.32	0.00%	5021801000 WORKERS COMP - PAYROLL - OPS	0.00	0.00	3,564.74	0.00%
0.00	0.00	0.00	0.00%	5021804000 WORKERS COMP - PAYROLL - MAINT	0.00	0.00	1,125.37	0.00%
0.00	0.00	0.00	0.00%	5021816200 WORKERS COMP - PAYROLL - IT	0.00	0.00	0.00	0.00%
0.00	0.00	0.00	0.00%	5021901000 ROTATION BOARD PAY - OPS	0.00	0.00	0.00	0.00%
0.00	0.00	0.00	0.00%	5021904000 ROTATION BOARD PAY - MAINT	0.00	0.00	0.00	0.00%
0.00	0.00	0.00	0.00%	5021916000 ROTATION BOARD PAY - G&A	0.00	0.00	0.00	0.00%
0.00	0.00	0.00	0.00%	5021916200 ROTATION BOARD PAY - IT	0.00	0.00	0.00	0.00%
0.00	16,666.63	0.00	-100.00%	5022001000 EARLY RETIREMENT PLAN - OPS	-38,980.94	200,000.00	76,566.00	-119.49%
0.00	2,916.63	63,909.00	-100.00%	5022004000 EARLY RETIREMENT PLAN - MAINT	0.00	35,000.00	115,096.00	-100.00%
0.00	2,083.37	0.00	-100.00%	5022016000 EARLY RETIREMENT PLAN - G&A	0.00	25,000.00	0.00	-100.00%
0.00	0.00	0.00	0.00%	5022016200 EARLY RETIREMENT PLAN - IT	0.00	0.00	0.00	0.00%
0.00	0.00	166.64	0.00%	5023001000 "SICK BANK" EXPENSES - OPS	0.00	0.00	56,124.46	0.00%
0.00	0.00	0.00	0.00%	5023004000 "SICK BANK" EXPENSES - MAINT	0.00	0.00	6,040.28	0.00%
0.00	0.00	0.00	0.00%	5023016000 "SICK BANK" EXPENSES - G&A	0.00	0.00	0.00	0.00%
0.00	0.00	0.00	0.00%	5023016200 "SICK BANK" EXPENSES - IT	0.00	0.00	954.16	0.00%
1,104,417.88	1,264,041.63	1,121,694.88	-12.63%	5029999900 ** TOTAL FRINGE BENEFITS	11,925,636.45	15,168,500.00	13,140,640.51	-21.38%
5030000000 ** SERVICES								
25,701.77	68,750.00	44,625.74	-62.62%	5030316000 PROFESSIONAL SERVICES - G&A	424,181.65	825,000.00	460,721.28	-48.58%
2,958.20	208.37	1,083.92	> 999.99%	5030316200 PROFESSIONAL SERVICES - IT	46,141.92	2,500.00	1,199.14	> 999.99%
0.00	833.37	0.00	-100.00%	5030316300 PROFESSIONAL SERVICES - IT - NON	0.00	10,000.00	11,186.58	-100.00%
13,000.00	16,666.63	6,500.00	-22.00%	5030316400 PROFESSIONAL SERVICES - G&A - N	96,667.00	200,000.00	84,828.00	-51.67%
0.00	0.00	0.00	0.00%	5030404000 TEMPORARY HELP - MAINT	0.00	0.00	0.00	0.00%
0.00	4,166.63	0.00	-100.00%	5030416000 TEMPORARY HELP - G&A	0.00	50,000.00	0.00	-100.00%
8,163.13	6,666.63	1,715.88	22.45%	5030501000 CONTRACT MAINTENANCE - OPS	66,269.53	80,000.00	-17,563.39	-17.16%

Champaign Urbana Mass Transit District

Budget Analysis Report

From Fiscal Year: 2023 From Period 12
 Thru Fiscal Year: 2023 Thru Period 12

Division: 00 Champaign Urbana Mass Transit District

As of: 6/30/2023

Jun-2023	Budget This Period	Jun-2022	Act/Bgt Var %		Jul-2022 thru Jun-2023		Last Ytd	Act/Bgt Var %
					Actual Ytd	Budget Ytd		
16,008.44	13,333.37	14,564.11	20.06%	5030504000 CONTRACT MAINTENANCE - MAINT	173,842.13	160,000.00	151,415.97	8.65%
182,248.48	50,833.37	43,050.16	258.52%	5030516000 CONTRACT MAINTENANCE - G&A	768,807.57	610,000.00	568,819.25	26.03%
930.88	2,916.63	6,188.13	-68.08%	5030516200 CONTRACT MAINTENANCE - IT	10,768.90	35,000.00	24,649.66	-69.23%
0.00	0.00	0.00	0.00%	5030516300 CONTRACT MAINTENANCE - IT - NON	206.27	0.00	0.00	100.00%
0.00	0.00	0.00	0.00%	5030604000 CUSTODIAL SERVICES - MAINT	0.00	0.00	0.00	0.00%
633.98	3,750.00	0.00	-83.09%	5030801000 PRINTING SERVICES - OPS	39,532.60	45,000.00	40,985.30	-12.15%
0.00	83.37	963.11	-100.00%	5030804000 PRINTING SERVICES - MAINT	204.00	1,000.00	963.11	-79.60%
0.00	416.63	93.60	-100.00%	5030816000 PRINTING SERVICES - G&A	1,026.00	5,000.00	6,625.50	-79.48%
0.00	83.37	0.00	-100.00%	5030816200 PRINTING SERVICES - IT	0.00	1,000.00	0.00	-100.00%
0.00	0.00	0.00	0.00%	5030816300 PRINTING SERVICES - IT - NON-REIM	0.00	0.00	0.00	0.00%
748.00	8,333.37	2,980.00	-91.02%	5031216000 CABS	18,675.00	100,000.00	23,707.00	-81.33%
2,965.02	3,750.00	7,462.76	-20.93%	5039901000 OTHER SERVICES - OPS	69,328.57	45,000.00	45,906.44	54.06%
0.00	1,250.00	731.50	-100.00%	5039904000 OTHER SERVICES - MAINT	11,422.16	15,000.00	12,121.94	-23.85%
0.00	8,333.37	2,998.38	-100.00%	5039916000 OTHER SERVICES - G&A	24,669.38	100,000.00	27,276.64	-75.33%
0.00	333.37	109.00	-100.00%	5039916200 OTHER SERVICES - IT	2,511.75	4,000.00	1,151.22	-37.21%
0.00	0.00	0.00	0.00%	5039916300 OTHER SERVICES - IT - NON-REIMB	0.00	0.00	0.00	0.00%
0.00	0.00	0.00	0.00%	5039916400 OTHER SERVICES - G&A - NON-REIM	0.00	0.00	1,570.27	0.00%
253,357.90	190,708.48	133,066.29	32.85%	5039999900 ** TOTAL SERVICES	1,754,254.43	2,288,500.00	1,445,563.91	-23.34%
5040000000 ** MATERIALS & SUPPLIES CONSUM								
123,318.66	229,166.63	193,494.39	-46.19%	5040101000 FUEL & LUBRICANTS - OPS	2,003,764.31	2,750,000.00	1,736,119.05	-27.14%
14,525.31	14,583.37	19,655.61	-0.40%	5040104000 FUEL & LUBRICANTS - MAINT	205,944.37	175,000.00	176,583.95	17.68%
13,915.58	13,750.00	-16.28	1.20%	5040201000 TIRES & TUBES - OPS - MB DO	163,379.34	165,000.00	137,529.21	-0.98%
1,050.06	916.63	524.66	14.56%	5040204000 TIRES & TUBES - MAINT - DR DO	11,997.51	11,000.00	10,578.45	9.07%
0.00	0.00	0.00	0.00%	5040206000 TIRES & TUBES - NON-REVENUE VEH	343.78	0.00	0.00	100.00%
232.57	4,166.63	1,219.26	-94.42%	5040304000 GARAGE EQUIPMENT REPAIRS - MAI	15,592.93	50,000.00	32,954.98	-68.81%
35,325.90	14,583.37	32,875.28	142.23%	5040404000 BLDG & GROUND REPAIRS - MAINT -	344,957.82	175,000.00	238,398.54	97.12%
4,194.83	4,166.63	0.00	0.68%	5040404001 BLDG & GROUND REPAIRS - MAINT -	90,838.94	50,000.00	10,851.63	81.68%
5,449.83	83.37	0.00	> 999.99%	5040404002 BLDG & GROUND REPAIRS - MAINT -	6,947.79	1,000.00	0.00	594.78%
9,011.30	10,833.37	4,598.50	-16.82%	5040416200 BLDG & GROUND REPAIRS - IT	98,653.35	130,000.00	39,097.15	-24.11%
1,330.50	1,250.00	168.50	6.44%	5040416300 BLDG & GROUND REPAIRS - IT - NON	17,078.81	15,000.00	14,467.27	13.86%
0.00	416.63	0.00	-100.00%	5040416400 BLDG & GROUND REPAIRS - G&A - N	43,764.50	5,000.00	9,631.31	775.29%
21.68	0.00	0.00	100.00%	5040500001 REVENUE VEHICLE REPAIRS - CORE	-8,486.22	0.00	97.06	-100.00%
117,044.59	200,000.00	106,936.76	-41.48%	5040504000 REVENUE VEHICLE REPAIRS	1,491,232.50	2,400,000.00	1,593,107.57	-37.87%
880.14	2,083.37	606.64	-57.75%	5040604000 NON-REVENUE VEHICLE REPAIRS	74,662.88	25,000.00	42,690.78	198.65%
6,776.48	8,333.37	13,054.11	-18.68%	5040704000 SERVICE SUPPLIES - MAINT	104,781.62	100,000.00	120,829.00	4.78%
2,288.31	2,333.37	1,071.93	-1.93%	5040716200 SERVICE SUPPLIES - IT	25,171.18	28,000.00	19,911.77	-10.10%
692.32	3,750.00	2,967.63	-81.54%	5040801000 OFFICE SUPPLIES - OPS	21,959.14	45,000.00	42,408.95	-51.20%

Champaign Urbana Mass Transit District

Budget Analysis Report

From Fiscal Year: 2023 From Period 12
 Thru Fiscal Year: 2023 Thru Period 12

Division: 00 Champaign Urbana Mass Transit District

As of: 6/30/2023

Jun-2023	Budget This Period	Jun-2022	Act/Bgt Var %		Jul-2022 thru Jun-2023		Last Ytd	Act/Bgt Var %
					Actual Ytd	Budget Ytd		
1,165.56	1,416.63	1,957.81	-17.72%	5040804000 OFFICE SUPPLIES - MAINT	18,712.70	17,000.00	17,699.70	10.07%
1,032.65	1,333.37	880.20	-22.55%	5040816000 OFFICE SUPPLIES - G&A	13,042.42	16,000.00	11,891.36	-18.48%
59.94	416.63	101.56	-85.61%	5040816200 OFFICE SUPPLIES - IT	2,452.54	5,000.00	1,994.74	-50.95%
1,390.00	1,666.63	4,510.15	-16.60%	5040901000 COMPUTER & SERVER - MISC EXP'S -	21,381.41	20,000.00	15,456.61	6.91%
0.00	1,666.63	-146.74	-100.00%	5040904000 COMPUTER & SERVER - MISC EXP'S -	4,896.73	20,000.00	16,859.68	-75.52%
3,264.16	7,500.00	74,539.21	-56.48%	5040916000 COMPUTER & SERVER - MISC EXP'S -	180,043.25	90,000.00	165,643.90	100.05%
3,691.00	416.63	0.00	785.92%	5040916200 COMPUTER & SERVER - MISC EXP'S -	4,560.50	5,000.00	2,594.86	-8.79%
-249.45	833.37	229.47	-129.93%	5041001000 SAFETY & TRAINING - OPS	4,933.16	10,000.00	3,053.75	-50.67%
102.25	833.37	167.44	-87.73%	5041004000 SAFETY & TRAINING - MAINT	2,293.86	10,000.00	255.78	-77.06%
2,860.40	7,083.37	11,714.50	-59.62%	5041104000 PASSENGER SHELTER REPAIRS	84,678.90	85,000.00	85,343.87	-0.38%
380.56	833.37	43.00	-54.33%	5041201000 SMALL TOOLS & EQUIP - OPS	1,639.94	10,000.00	22,540.48	-83.60%
5,692.07	5,416.63	3,863.67	5.09%	5041204000 SMALL TOOLS & EQUIP - MAINT	58,012.01	65,000.00	38,273.03	-10.75%
1,001.71	6,250.00	0.00	-83.97%	5041216000 SMALL TOOLS & EQUIP - G&A	1,815.57	75,000.00	0.00	-97.58%
0.00	833.37	733.61	-100.00%	5041216200 SMALL TOOLS & EQUIP - IT	736.85	10,000.00	6,259.82	-92.63%
0.00	0.00	0.00	0.00%	5041216300 SMALL TOOLS & EQUIP - IT - NON-RE	1,724.94	0.00	29.94	100.00%
0.00	0.00	0.00	0.00%	5041216400 SMALL TOOLS & EQUIP - G&A - NON-	0.00	0.00	0.00	0.00%
1,081.00	83.37	-457.24	> 999.99%	5041304000 FAREBOX REPAIRS	2,042.36	1,000.00	-457.24	104.24%
8,234.31	5,416.63	6,510.15	52.02%	5041404000 CAD/AVL,CAMERA,RADIO REPAIRS -	101,765.06	65,000.00	60,322.87	56.56%
1,537.17	1,250.00	550.61	22.97%	5041504000 ADA VEHICLE REPAIRS - MAINT	36,546.74	15,000.00	17,602.67	143.64%
367,301.39	553,666.74	482,354.39	-33.66%	5049999900 ** TOTAL MATERIAL & SUPPLIES	5,253,863.49	6,644,000.00	4,690,622.49	-20.92%
5050000000 **UTILITIES								
-5,265.99	75,000.00	71,728.69	-107.02%	5050216000 ** UTILITIES - G&A	757,402.88	900,000.00	712,504.97	-15.84%
10,287.00	12,500.00	2,546.38	-17.70%	5050216200 ** UTILITIES - IT	143,635.40	150,000.00	116,655.36	-4.24%
3,140.43	5,416.63	512.31	-42.02%	5050216300 ** UTILITIES - IT - NON-REIMB	62,596.54	65,000.00	50,621.45	-3.70%
-472.28	416.63	323.47	-213.36%	5050216400 ** UTILITIES - G&A - NON-REIMB	45,743.27	5,000.00	3,736.79	814.87%
7,689.16	93,333.26	75,110.85	-91.76%	5059999900 **TOTAL UTILITIES	1,009,378.09	1,120,000.00	883,518.57	-9.88%
5060000000 ** CASUALTY & LIABILITY COSTS								
7,984.88	7,916.63	7,429.28	0.86%	5060104000 PHYSICAL DAMAGE PREMIUMS - MAI	96,141.34	95,000.00	89,151.36	1.20%
0.00	0.00	0.00	0.00%	5060116200 PHYSICAL DAMAGE PREMIUMS - IT	0.00	0.00	0.00	0.00%
0.00	-2,916.63	0.00	-100.00%	5060204000 PHYSICAL DAMAGE RECOVERIES - M	-27,945.65	-35,000.00	-51,791.76	-20.16%
42,366.24	50,000.00	34,629.51	-15.27%	5060316000 PL & PD INSURANCE PREMIUMS - G&	507,391.50	600,000.00	408,547.12	-15.43%
0.00	0.00	0.00	0.00%	5060316200 PL & PD INSURANCE PREMIUMS - IT	0.00	0.00	0.00	0.00%
30,306.08	50,000.00	29,403.82	-39.39%	5060416000 UNINSURED PL & PD PAYOUTS - G&A	355,285.40	600,000.00	346,404.73	-40.79%
3,766.98	4,166.63	3,710.65	-9.59%	5060816000 PREMIUMS-OTHER COPORATE INS.	46,286.76	50,000.00	44,527.80	-7.43%
84,424.18	109,166.63	75,173.26	-22.66%	5069999900 ** TOTAL CASUALTY & LIABILITY	977,159.35	1,310,000.00	836,839.25	-25.41%

Champaign Urbana Mass Transit District Budget Analysis Report

From Fiscal Year: 2023 From Period 12
Thru Fiscal Year: 2023 Thru Period 12

Division: 00 Champaign Urbana Mass Transit District

As of: 6/30/2023

Jun-2023	Budget This Period	Jun-2022	Act/Bgt Var %		Actual Ytd	Jul-2022 thru Jun-2023 Budget Ytd	Last Ytd	Act/Bgt Var %
507000000 ** TAXES								
0.00	416.63	0.00	-100.00%	5070316000 PROPERTY TAXES	0.00	5,000.00	10,500.00	-100.00%
312.50	333.37	312.50	-6.26%	5070316400 PROPERTY TAXES - NON-REIMB	3,750.00	4,000.00	3,750.00	-6.25%
489.00	250.00	0.00	95.60%	5070401000 VEHICLE LICENSING FEES - OPS	1,327.00	3,000.00	1,829.00	-55.77%
0.00	0.00	0.00	0.00%	5070416000 VEHICLE LICENSING FEES - G&A	0.00	0.00	0.00	0.00%
2,243.52	3,333.37	2,400.00	-32.70%	5070501000 FUEL TAX	29,528.34	40,000.00	29,872.99	-26.18%
3,045.02	4,333.37	2,712.50	-29.73%	5079999900 ** TOTAL TAXES	34,605.34	52,000.00	45,951.99	-33.45%
5080100000 ** PURCHASED TRANSPORTATION								
0.00	0.00	0.00	0.00%	5080116000 CABS (Closed - See GL 5031216000)	0.00	0.00	0.00	0.00%
76,805.83	77,500.00	72,988.83	-0.90%	5080216000 ADA CONTRACTS	921,672.96	930,000.00	875,870.96	-0.90%
76,805.83	77,500.00	72,988.83	-0.90%	5089999900 **TOTAL PURCHASED TRANSPORTA	921,672.96	930,000.00	875,870.96	-0.90%
5090000000 ** MISCELLANEOUS EXPENSES								
5,502.66	9,166.63	10,002.02	-39.97%	5090116000 DUES & SUBSCRIPTIONS - G&A	100,180.22	110,000.00	109,162.66	-8.93%
20,649.72	10,416.63	13,428.11	98.24%	5090216000 TRAVEL & MEETINGS - G&A	155,311.57	125,000.00	146,886.01	24.25%
0.00	0.00	0.00	0.00%	5090716000 BAD DEBT EXPENSE	0.00	0.00	0.00	0.00%
10,368.40	16,666.63	31,073.06	-37.79%	5090816000 ADVERTISING EXPENSES - G&A	169,789.26	200,000.00	168,605.81	-15.11%
0.00	0.00	0.00	0.00%	5090816200 ADVERTISING EXPENSES - IT	0.00	0.00	0.00	0.00%
0.00	666.63	0.00	-100.00%	5090916000 TRUSTEE COMPENSATION	6,350.00	8,000.00	4,950.00	-20.63%
146.31	583.37	251.34	-74.92%	5091016000 POSTAGE	5,463.41	7,000.00	5,311.44	-21.95%
0.00	0.00	0.00	0.00%	5091516000 LOSS/DISPOSAL FIXED ASSETS	0.00	0.00	0.00	0.00%
17,730.00	8,333.37	21,120.00	112.76%	5091616000 ADVERTISING SERVICES EXPENSE	89,441.65	100,000.00	87,703.25	-10.56%
0.00	0.00	0.00	0.00%	5091716000 SUBSTANCE ABUSE PROGRAM	0.00	0.00	0.00	0.00%
1,355.86	1,666.63	320.00	-18.65%	5099901000 OTHER MISC EXPENSES - OPS	5,845.44	20,000.00	3,095.53	-70.77%
-3,383.72	1,666.63	1,914.62	-303.03%	5099904000 OTHER MISC EXPENSES - MAINT	8,355.53	20,000.00	8,352.15	-58.22%
33,893.17	8,333.37	5,123.02	306.72%	5099916000 OTHER MISC EXPENSES - G&A	98,117.40	100,000.00	66,046.40	-1.88%
704.99	1,250.00	726.60	-43.60%	5099916200 OTHER MISC EXPENSES - IT	12,696.51	15,000.00	9,698.64	-15.36%
0.00	83.37	0.00	-100.00%	5099916300 OTHER MISC EXPENSES - IT - NON-R	0.00	1,000.00	2,109.20	-100.00%
-19,880.50	2,083.37	9,335.85	< -999.99%	5099916400 OTHER MISC EXPENSES - G&A - NON	23,677.28	25,000.00	99,279.40	-5.29%
-971.08	0.00	-29,080.26	-100.00%	5099926000 UNALLOCATED EXPENSES	0.00	0.00	440.74	0.00%
66,115.81	60,916.63	64,214.36	8.53%	5099999900 ** TOTAL MISCELLANEOUS EXPENS	675,228.27	731,000.00	711,641.23	-7.63%

5110000000 ** INTEREST EXPENSES

Champaign Urbana Mass Transit District Budget Analysis Report

From Fiscal Year: 2023 From Period 12
Thru Fiscal Year: 2023 Thru Period 12

Division: 00 Champaign Urbana Mass Transit District

As of: 6/30/2023

Jun-2023	Budget This Period	Jun-2022	Act/Bgt Var %		Jul-2022 thru Jun-2023			Act/Bgt Var %
					Actual Ytd	Budget Ytd	Last Ytd	
0.00	0.00	0.00	0.00%	5110116000 INTEREST - LONG-TERM DEBTS	0.00	0.00	0.00	0.00%
372.86	4,166.63	36.45	-91.05%	5110216000 INTEREST - SHORT-TERM DEBTS	2,126.81	50,000.00	50,650.46	-95.75%
372.86	4,166.63	36.45	-91.05%	5119999900 ** TOTAL INTEREST	2,126.81	50,000.00	50,650.46	-95.75%
5120000000 ** LEASE & RENTALS								
12,240.35	12,500.00	3,164.70	-2.08%	5120401000 PASSENGER REVENUE VEHICLES -	139,609.53	150,000.00	37,976.40	-6.93%
4,031.42	4,166.63	706.04	-3.25%	5120516000 SERVICE VEHICLE LEASES	21,774.00	50,000.00	8,472.48	-56.45%
0.00	8,333.37	0.00	-100.00%	5120704000 GARAGE EQUIPMENT LEASES - MAIN	0.00	100,000.00	8,059.90	-100.00%
0.00	0.00	0.00	0.00%	5120901000 RADIO EQUIPMENT LEASES - OPS	0.00	0.00	0.00	0.00%
12,638.93	12,500.00	15,552.32	1.11%	5121216000 G&A FACILITIES LEASES	154,580.55	150,000.00	186,627.84	3.05%
21,995.47	18,750.00	83.30	17.31%	5121301000 MISC LEASES - OPS	26,259.36	225,000.00	65,117.95	-88.33%
17,683.39	18,750.00	15,241.82	-5.69%	5121304000 MISC LEASES - MAINT	180,441.88	225,000.00	149,430.58	-19.80%
1,365.50	3,333.37	1,332.77	-59.04%	5121316000 MISC LEASES - G&A	20,189.17	40,000.00	20,004.60	-49.53%
68.28	1,250.00	66.63	-94.54%	5121316200 MISC LEASES - IT	1,009.37	15,000.00	724.78	-93.27%
0.00	0.00	0.00	0.00%	5121316300 MISC LEASES - IT - NON-REIMB	0.00	0.00	2,100.00	0.00%
0.00	83.37	0.00	-100.00%	5121316400 MISC LEASES - G&A - NON-REIMB	2,100.00	1,000.00	1,137.50	110.00%
70,023.34	79,666.74	36,147.58	-12.10%	5129999900 ** TOTAL LEASE & RENTALS	545,963.86	956,000.00	479,652.03	-42.89%
5130000000 ** DEPRECIATION								
22,861.78	0.00	23,532.21	100.00%	5130201000 PASSENGER SHELTER DEPRECIATIO	275,992.66	0.00	282,712.51	100.00%
388,045.38	0.00	475,655.87	100.00%	5130401000 REVENUE VEHICLE DEPRECIATION	5,510,215.73	0.00	5,430,440.29	100.00%
6,028.70	0.00	7,039.01	100.00%	5130516000 SERVICE VEHICLE DEPRECIATION	74,539.24	0.00	84,468.23	100.00%
5,904.04	0.00	5,904.04	100.00%	5130704000 GARAGE EQUIP DEPRECIATION	70,848.70	0.00	70,848.64	100.00%
1,469.50	0.00	926.67	100.00%	5130901000 REVENUE VEHICLE RADIO EQUIP DE	17,634.00	0.00	33,484.02	100.00%
6,328.78	0.00	6,328.79	100.00%	5131016000 COMPUTER EQUIP DEPRECIATION	75,945.45	0.00	94,635.82	100.00%
0.00	0.00	0.00	0.00%	5131116000 REVENUE COLLECTION EQUIP DEPR	0.00	0.00	0.00	0.00%
134,115.01	0.00	139,872.23	100.00%	5131216000 G&A FACILITIES DEPRECIATION	1,662,974.69	0.00	1,686,522.41	100.00%
3,121.70	0.00	3,121.70	100.00%	5131316000 G&A SYSTEM DEVELOPMENT DEPR	37,460.40	0.00	37,460.40	100.00%
253.57	0.00	253.57	100.00%	5131416000 MISCELLANEOUS EQUIP DEPR	3,042.84	0.00	3,042.82	100.00%
0.00	0.00	0.00	0.00%	5131516000 OFFICE EQUIP DEPRECIATION	0.00	0.00	0.00	0.00%
568,128.46	0.00	662,634.09	100.00%	5139999900 ** TOTAL DEPRECIATION	7,728,653.71	0.00	7,723,615.14	100.00%
0.00	0.00	0.00	0.00%	5170116000 DEBT SERVICE ON EQUIPMENT & FA	0.00	0.00	0.00	0.00%
4,132,142.58	4,174,916.74	4,041,972.13	-1.02%	5999990000 **** TOTAL EXPENSES ****	50,749,256.86	50,099,000.00	47,966,972.09	1.30%

Champaign Urbana Mass Transit District Budget Analysis Report

From Fiscal Year: 2023 From Period 12 Division: 00 Champaign Urbana Mass Transit District As of: 6/30/2023
 Thru Fiscal Year: 2023 Thru Period 12

Jun-2023	Budget This Period	Jun-2022	Act/Bgt Var %		Actual Ytd	Jul-2022 thru Jun-2023 Budget Ytd	Last Ytd	Act/Bgt Var %
418,764.94	6,816,170.87	-1,396,731.82	-93.86%	5999999800 NET SURPLUS (DEFICIT)	6,084,456.29	81,794,050.00	11,661,607.30	-92.56%

Champaign-Urbana Mass Transit District
Accounts Payable Check Disbursement List
 BUSEY BANK OPERATING ACCOUNT

From Date: 6/1/2023 Thru Date: 6/30/2023

CheckNo	ReferenceDate	Reference	Payee	CheckAmount	C-CARTS Portion	MTD Portion	Voided
159553	01-Jun-23	A1934	ADVANCE AUTO PARTS	\$232.74		\$232.74	
159554	01-Jun-23	A5085	AMERENIP	\$8,311.75		\$8,311.75	
159555	01-Jun-23	A5569	JENNIFER ANDEREGG	\$59.10		\$59.10	
159556	01-Jun-23	A7545	ILLINI GLASS SOLUTIONS	\$342.00		\$342.00	
159557	01-Jun-23	A8011	AT&T MOBILITY-CC	\$537.82		\$537.82	
159558	01-Jun-23	A85755	AUTOMOTIVE COLOR & SUPPLY CORP	\$50.07		\$50.07	
159559	01-Jun-23	B0438	JUSTIN BARNHART	\$102.45		\$102.45	
159560	01-Jun-23	B3555	BIRKEY'S FARM STORE, INC.	\$961.88		\$961.88	
159561	01-Jun-23	B4910	JASON BLUNIER	\$158.31		\$158.31	
159562	01-Jun-23	C0372	LOGAN CARR	\$214.06		\$214.06	
159563	01-Jun-23	C3069	CHAMPAIGN CO. GIS CONSORTIUM	\$6,077.00		\$6,077.00	
159564	01-Jun-23	C6263	COMCAST CABLE	\$241.14		\$241.14	
159565	01-Jun-23	F6367	FORD CITY	\$602.38		\$602.38	
159566	01-Jun-23	G2287	GFL ENVIRONMENTAL HOLDINGS (US), INC	\$2,370.72		\$2,370.72	
159567	01-Jun-23	G7308	GRAINGER	\$2,099.74		\$2,099.74	
159568	01-Jun-23	I4790	ILLINOIS-AMERICAN WATER	\$383.04		\$383.04	
159569	01-Jun-23	I5904	INTERSTATE BATTERIES	\$811.86		\$811.86	
159570	01-Jun-23	M2179	MENARD'S	\$179.44		\$179.44	
159571	01-Jun-23	N0320	NAPA AUTO PARTS	\$39.99		\$39.99	
159572	01-Jun-23	N2295	THE NEWS GAZETTE	\$59.60		\$59.60	
159573	01-Jun-23	P2179	ROY PENLAND	\$107.90		\$107.90	
159574	01-Jun-23	Q8455	QUILL	\$243.48		\$243.48	
159575	01-Jun-23	S0060	SAFEWORKS ILLINOIS	\$195.00		\$195.00	
159576	01-Jun-23	S3086	SHERWIN-WILLIAMS	\$71.41		\$71.41	
159577	01-Jun-23	S9020	SYN-TECH SYSTEMS, INC.	\$825.00		\$825.00	
159578	01-Jun-23	T2205	CONSOLIDATED ELECTRICAL DISTRIBUTORS, IN	\$37.85		\$37.85	
159579	01-Jun-23	U5180	UNITED PARCEL SERVICE	\$155.28		\$155.28	
159580	01-Jun-23	U7385	URBANA TRUE TIRES	\$3,280.23		\$3,280.23	
159581	01-Jun-23	V2233	VERIZON WIRELESS	\$1,360.00	\$1,360.00	\$0.00	
159582	01-Jun-23	W6270	LEROY WOLFE	\$80.00		\$80.00	
159583	08-Jun-23	A1934	ADVANCE AUTO PARTS	\$73.56		\$73.56	
159584	08-Jun-23	A5085	AMERENIP	\$3,275.29		\$3,275.29	
159585	08-Jun-23	A5108	AMERICAN DOWELL SIGN CO., INC.	\$2,363.70		\$2,363.70	
159586	08-Jun-23	A8006	AT & T MOBILITY LLC	\$180.78		\$180.78	
159587	08-Jun-23	A8007	AT & T	\$1,145.56		\$1,145.56	
159588	08-Jun-23	A85755	AUTOMOTIVE COLOR & SUPPLY CORP	\$115.37		\$115.37	
159589	08-Jun-23	B2227	BERG TANKS	\$530.00		\$530.00	
159590	08-Jun-23	B2230	BERNS, CLANCY & ASSOC. PC	\$4,240.00		\$4,240.00	
159591	08-Jun-23	B3555	BIRKEY'S FARM STORE, INC.	\$1,287.88		\$1,287.88	
159592	08-Jun-23	B4517	BLAKE SALES TLP LLC	\$30,175.69		\$30,175.69	
159593	08-Jun-23	B4788	BLOSSOM BASKET FLORIST	\$137.00		\$137.00	
159594	08-Jun-23	C3512	CINTAS FIRST AID & SAFETY	\$71.18		\$71.18	
159595	08-Jun-23	C6109	BRANDAN COFFEY	\$130.79		\$130.79	
159596	08-Jun-23	C6263	COMCAST CABLE	\$629.27		\$629.27	
159597	08-Jun-23	C8450	CU HARDWARE COMPANY	\$98.07		\$98.07	
159598	08-Jun-23	D0271	DANVILLE MASS TRANSIT	\$1,134.50		\$1,134.50	
159599	08-Jun-23	D0435	BENJAMIN J. DAVIS	\$750.00		\$750.00	
159600	08-Jun-23	D2850	DEVELOPMENTAL SERVICES	\$44,073.00		\$44,073.00	
159601	08-Jun-23	F2166	TPF HOLDINGS LLC	\$500.00		\$500.00	
159602	08-Jun-23	F6367	FORD CITY	\$104.53		\$104.53	
159603	08-Jun-23	G7308	GRAINGER	\$1,518.43		\$1,518.43	
159604	08-Jun-23	I4879	IL PUBLIC TRANSIT RISK MANAGEMENT ASOC	\$1,173,243.32		\$1,173,243.32	
159605	08-Jun-23	I5400	IMPERIAL SUPPLIES HOLDINGS, INC.	\$1,187.84		\$1,187.84	
159606	08-Jun-23	I5764	INNOCOM TRANSIT LLC	\$1,865.20		\$1,865.20	
159607	08-Jun-23	I8235	I3 BROADBAND - CU	\$654.99		\$654.99	
159608	08-Jun-23	J0320	JANITOR & MAINTENANCE SUPPLIES, INC.	\$376.23		\$376.23	
159609	08-Jun-23	J3680	JEFFREY A. WILSEY	\$319.98		\$319.98	

Champaign-Urbana Mass Transit District
Accounts Payable Check Disbursement List
 BUSEY BANK OPERATING ACCOUNT

From Date: 6/1/2023 Thru Date: 6/30/2023

CheckNo	ReferenceDate	Reference	Payee	CheckAmount	C-CARTS Portion	MTD Portion	Voided
159610	08-Jun-23	M2179	MENARD'S	\$122.18		\$122.18	
159611	08-Jun-23	M34035	MIDWEST FIBER RECYCLING	\$1,167.75		\$1,167.75	
159612	08-Jun-23	N0320	NAPA AUTO PARTS	\$679.97		\$679.97	
159613	08-Jun-23	N2295	THE NEWS GAZETTE	\$1,309.50		\$1,309.50	
159614	08-Jun-23	P2255	PETTY CASH (GENERAL FUND)	\$597.52	\$8.13	\$589.39	
159615	08-Jun-23	P6385	POTTER ELECTRIC SERVICE INC.	\$3,602.76		\$3,602.76	
159616	08-Jun-23	P8690	PYROLYX TIRE RECYCLING, LLC	\$784.00		\$784.00	
159617	08-Jun-23	Q8455	QUILL	\$16.58		\$16.58	
159618	08-Jun-23	S0078	SAFETY-KLEEN CORP.	\$2,946.64		\$2,946.64	
159619	08-Jun-23	S0085	SLE TECHNOLOGIES, INC.	\$3,994.00		\$3,994.00	
159620	08-Jun-23	S2201	SEON DESIGN (USA) CORP.	\$2,644.01		\$2,644.01	
159621	08-Jun-23	S2216	CHAMPAIGN AUTOMOTIVE LLC	\$2,847.54		\$2,847.54	
159622	08-Jun-23	S6235	SOUTHERN BUS & MOBILITY INC	\$10,215.59		\$10,215.59	
159623	08-Jun-23	S6962	SPX CORPORATION	\$4,177.04		\$4,177.04	
159624	08-Jun-23	S8034	STARK EXCAVATING, INC	\$49,800.00		\$49,800.00	
159625	08-Jun-23	S8061	STERICYCLE, INC.	\$186.58		\$186.58	
159626	08-Jun-23	T2205	CONSOLIDATED ELECTRICAL DISTRIBUTORS, IN	\$295.20		\$295.20	
159627	08-Jun-23	U5180	UNITED PARCEL SERVICE	\$30.00		\$30.00	
159628	08-Jun-23	U5996	UNIVERSITY OF ILLINOIS	\$433.00		\$433.00	
159629	08-Jun-23	U7355	U-C SANITARY DISTRICT	\$978.57		\$978.57	
159630	08-Jun-23	U7357	CITY OF URBANA	\$2,132.46		\$2,132.46	
159631	08-Jun-23	U7653	US BANK VENDOR SERVICES	\$7,031.61	\$161.65	\$6,869.96	
159632	08-Jun-23	V2233	VERIZON WIRELESS	\$836.04		\$836.04	
159633	09-Jun-23	SPOILED	SPOILED CHECK	\$0.00		\$0.00	X
159634	15-Jun-23	A1934	ADVANCE AUTO PARTS	\$41.72		\$41.72	
159635	15-Jun-23	A2488	AFLAC GROUP INSURANCE	\$223.36		\$223.36	
159636	15-Jun-23	A5085	AMERENIP	\$11,896.85		\$11,896.85	
159637	15-Jun-23	A5571	CALEB M. ANDERS	\$85.83		\$85.83	
159638	15-Jun-23	A8730	AVI-SPL LLC	\$1,390.00		\$1,390.00	
159639	15-Jun-23	B2227	BERG TANKS	\$465.00		\$465.00	
159640	15-Jun-23	B3555	BIRKEY'S FARM STORE, INC.	\$1,267.27		\$1,267.27	
159641	15-Jun-23	C0350	CARDMEMBER SERVICE	\$15,371.87		\$15,371.87	
159642	15-Jun-23	C0365	CARLE PHYSICIAN GROUP	\$2,667.00		\$2,667.00	
159643	15-Jun-23	C3052	CHAMPAIGN COUNTY REGIONAL PLANNING	\$3,359.34	\$3,359.34	\$0.00	
159644	15-Jun-23	C4480	DAVID CLARK	\$144.60		\$144.60	
159645	15-Jun-23	C6263	COMCAST CABLE	\$314.85		\$314.85	
159646	15-Jun-23	D0424	ELIZABETH DAVIS	\$61.31		\$61.31	
159647	15-Jun-23	D3575	DIRECT ENERGY BUSINESS	\$14,294.26		\$14,294.26	
159648	15-Jun-23	F6440	FOXSTER OPCO, LLC	\$16,104.72		\$16,104.72	
159649	15-Jun-23	G2287	GFL ENVIRONMENTAL HOLDINGS (US), INC	\$300.00		\$300.00	
159650	15-Jun-23	I4747	ILLINI FS, INC.	\$199.08		\$199.08	
159651	15-Jun-23	I5904	INTERSTATE BATTERIES	\$140.11		\$140.11	
159652	15-Jun-23	K6250	KONA ICE OF CHAMPAIGN LLC	\$635.00		\$635.00	
159653	15-Jun-23	L6285	LOOMIS	\$232.54		\$232.54	
159654	15-Jun-23	L6446	LOWE'S	\$17.73		\$17.73	
159655	15-Jun-23	P2257	PETTY CASH (MAINTENANCE)	\$181.76		\$181.76	
159656	15-Jun-23	P6385	POTTER ELECTRIC SERVICE INC.	\$6,827.66		\$6,827.66	
159657	15-Jun-23	Q8455	QUILL	\$25.76		\$25.76	
159658	15-Jun-23	R8487	BRIAN RULON	\$49.04		\$49.04	
159659	15-Jun-23	S0254	SAM'S CLUB	\$650.55		\$650.55	
159660	15-Jun-23	T2205	CONSOLIDATED ELECTRICAL DISTRIBUTORS, IN	\$473.20		\$473.20	
159661	15-Jun-23	U5180	UNITED PARCEL SERVICE	\$97.67		\$97.67	
159662	15-Jun-23	U7385	URBANA TRUE TIRES	\$700.04		\$700.04	
159663	15-Jun-23	W3461	KEOSHA WILLIAMS	\$70.28		\$70.28	
159664	22-Jun-23	A0673	ABILITY SCS INC.	\$1,110.00		\$1,110.00	
159665	22-Jun-23	A1934	ADVANCE AUTO PARTS	\$185.36		\$185.36	
159666	22-Jun-23	A5085	AMERENIP	\$40.27		\$40.27	

Champaign-Urbana Mass Transit District
Accounts Payable Check Disbursement List
 BUSEY BANK OPERATING ACCOUNT

From Date: 6/1/2023 Thru Date: 6/30/2023

CheckNo	ReferenceDate	Reference	Payee	CheckAmount	C-CARTS Portion	MTD Portion	Voided
159667	22-Jun-23	A8007	AT & T	\$239.61		\$239.61	
159668	22-Jun-23	A8012	AT&T	\$172.76		\$172.76	
159669	22-Jun-23	A85755	AUTOMOTIVE COLOR & SUPPLY CORP	\$177.90		\$177.90	
159670	22-Jun-23	B0090	BAE SYSTEMS CONTROLS, INC.	\$2,711.68		\$2,711.68	
159671	22-Jun-23	B0438	JUSTIN BARNHART	\$129.00		\$129.00	
159672	22-Jun-23	B3555	BIRKEY'S FARM STORE, INC.	\$797.77		\$797.77	
159673	22-Jun-23	B4515	DARRIN BLAGMON	\$114.45		\$114.45	
159674	22-Jun-23	B7315	WILLIAM BRANNOCK	\$90.31		\$90.31	
159675	22-Jun-23	C0400	WILLIE CASTON JR	\$1,325.00		\$1,325.00	
159676	22-Jun-23	C2156	CENTER FOR TRANSPORTATION & THE ENVIRONM	\$29,736.17		\$29,736.17	
159677	22-Jun-23	C2172	CMS/LGHP	\$472,997.00	\$3,710.00	\$469,287.00	
159678	22-Jun-23	C6263	COMCAST CABLE	\$123.68		\$123.68	
159679	22-Jun-23	E4736	ELLIS, KAITLIN	\$63.74		\$63.74	
159680	22-Jun-23	F6367	FORD CITY	\$50.28		\$50.28	
159681	22-Jun-23	G7308	GRAINGER	\$353.26		\$353.26	
159682	22-Jun-23	I4790	ILLINOIS-AMERICAN WATER	\$700.46		\$700.46	
159683	22-Jun-23	I5904	INTERSTATE BATTERIES	\$377.13		\$377.13	
159684	22-Jun-23	M2179	MENARD'S	\$144.69		\$144.69	
159685	22-Jun-23	M2310	MEYER CAPEL	\$1,540.00		\$1,540.00	
159686	22-Jun-23	N2296	CORPORATE VIDEO LLC	\$1,000.00		\$1,000.00	
159687	22-Jun-23	Q8455	QUILL	\$215.93		\$215.93	
159688	22-Jun-23	S0230	CARL J. SALDEEN	\$77.63		\$77.63	
159689	22-Jun-23	S2040	SECRETARY OF STATE	\$489.00		\$489.00	
159690	22-Jun-23	S2201	SEON DESIGN (USA) CORP.	\$27,025.14		\$27,025.14	
159691	22-Jun-23	S2216	CHAMPAIGN AUTOMOTIVE LLC	\$4,637.24		\$4,637.24	
159692	22-Jun-23	S4018	SK SERVICE CORP	\$4,455.00		\$4,455.00	
159693	22-Jun-23	U5180	UNITED PARCEL SERVICE	\$78.93		\$78.93	
159694	22-Jun-23	U7355	U-C SANITARY DISTRICT	\$3,422.11		\$3,422.11	
159695	22-Jun-23	U7385	URBANA TRUE TIRES	\$686.04		\$686.04	
159696	22-Jun-23	W3458	GREGORY B. WILLIAMS	\$97.27		\$97.27	
159697	22-Jun-23	W3508	ZACKARY WINGLER	\$46.04		\$46.04	
159698	29-Jun-23	A1934	ADVANCE AUTO PARTS	\$134.37		\$134.37	
159699	29-Jun-23	A5085	AMERENIP	\$186.03		\$186.03	
159700	29-Jun-23	A7370	ARENDS HOGAN WALKER LLC	\$232.57		\$232.57	
159701	29-Jun-23	A8006	AT & T MOBILITY LLC	\$185.78		\$185.78	
159702	29-Jun-23	A8011	AT&T MOBILITY-CC	\$480.25		\$480.25	
159703	29-Jun-23	A85755	AUTOMOTIVE COLOR & SUPPLY CORP	\$348.63		\$348.63	
159704	29-Jun-23	B3555	BIRKEY'S FARM STORE, INC.	\$1,526.90		\$1,526.90	
159705	29-Jun-23	C3045	CITY OF CHAMPAIGN	\$2,400.00		\$2,400.00	
159706	29-Jun-23	C6259	COMMERCE BANK CREDIT CARD	\$380.00		\$380.00	
159707	29-Jun-23	C6263	COMCAST CABLE	\$241.14		\$241.14	
159708	29-Jun-23	C8450	CU HARDWARE COMPANY	\$217.03		\$217.03	
159709	29-Jun-23	F6367	FORD CITY	\$3,621.75		\$3,621.75	
159710	29-Jun-23	G2287	GFL ENVIRONMENTAL HOLDINGS (US), INC	\$1,684.85		\$1,684.85	
159711	29-Jun-23	G7308	GRAINGER	\$42.64		\$42.64	
159712	29-Jun-23	G73301	GRAYBAR ELECTRIC COMPANY	\$90.70		\$90.70	
159713	29-Jun-23	H6300	JEFFREY HOSKINS	\$40.85		\$40.85	
159714	29-Jun-23	I4745	ILLINI CONTRACTORS SUPPLY	\$339.00		\$339.00	
159715	29-Jun-23	I4790	ILLINOIS-AMERICAN WATER	\$1,673.33		\$1,673.33	
159716	29-Jun-23	I5562	INDIANA STANDARDS LABORATORY	\$256.00		\$256.00	
159717	29-Jun-23	J0320	JANITOR & MAINTENANCE SUPPLIES, INC.	\$178.11		\$178.11	
159718	29-Jun-23	M0375	MARTIN HOOD	\$1,378.00		\$1,378.00	
159719	29-Jun-23	M2179	MENARD'S	\$703.93		\$703.93	
159720	29-Jun-23	P6385	POTTER ELECTRIC SERVICE INC.	\$3,457.10		\$3,457.10	
159721	29-Jun-23	P8690	PYROLYX TIRE RECYCLING, LLC	\$315.00		\$315.00	
159722	29-Jun-23	Q8455	QUILL	\$33.96		\$33.96	
159723	29-Jun-23	R8580	INTERSTATE BILLING SERVICE, INC.	\$260.00		\$260.00	

Champaign-Urbana Mass Transit District
Accounts Payable Check Disbursement List
 BUSEY BANK OPERATING ACCOUNT

From Date: 6/1/2023 Thru Date: 6/30/2023

CheckNo	ReferenceDate	Reference	Payee	CheckAmount	C-CARTS Portion	MTD Portion	Voided
159724	29-Jun-23	S0078	SAFETY-KLEEN CORP.	\$867.30		\$867.30	
159725	29-Jun-23	T7585	TRUGREEN CHEMLAWN	\$171.79		\$171.79	
159726	29-Jun-23	U5180	UNITED PARCEL SERVICE	\$142.06		\$142.06	
159727	29-Jun-23	U7357	CITY OF URBANA	\$313.64		\$313.64	
159728	29-Jun-23	V2233	VERIZON WIRELESS	\$360.10	\$360.10	\$0.00	
159729	29-Jun-23	V6245	RANDY VOLLMER	\$37.58		\$37.58	
6012023	01-Jun-23	S8020	STANDARD INSURANCE COMPANY	\$2,666.09	\$58.80	\$2,607.29	
6022023	02-Jun-23	D3100	DIVVY	\$18,682.85		\$18,682.85	
6062023	07-Jun-23	U7359	URBANA MUNICIPAL EMPL. CREDIT UNION	\$42,312.00		\$42,312.00	
6072023	07-Jun-23	A2487	AFLAC	\$5,591.90		\$5,591.90	
6082023	08-Jun-23	I4830	I.M.R.F.	\$227,615.08		\$227,615.08	
6082310	08-Jun-23	I4830	I.M.R.F.	\$5,017.94	\$3,329.02	\$1,688.92	
6092023	09-Jun-23	I0025	VANTAGEPOINT TRANSFER AGENTS - 301281	\$16,387.67		\$16,387.67	
6102023	09-Jun-23	I0025	VANTAGEPOINT TRANSFER AGENTS - 301281	\$10,507.12		\$10,507.12	
6112023	09-Jun-23	I0025	VANTAGEPOINT TRANSFER AGENTS - 301281	\$6,807.00		\$6,807.00	
6122023	09-Jun-23	S8020	STANDARD INSURANCE COMPANY	\$5,152.58		\$5,152.58	
6142023	14-Jun-23	D3100	DIVVY	\$886.19		\$886.19	
6162023	16-Jun-23	D3100	DIVVY	\$20,662.23		\$20,662.23	
6182023	22-Jun-23	U7359	URBANA MUNICIPAL EMPL. CREDIT UNION	\$42,124.79		\$42,124.79	
6202023	20-Jun-23	C3560	CIRCLE K FLEET	\$25,563.83	\$11,157.09	\$14,406.74	
6222023	23-Jun-23	I0025	VANTAGEPOINT TRANSFER AGENTS - 301281	\$10,411.42		\$10,411.42	
6232023	23-Jun-23	I0025	VANTAGEPOINT TRANSFER AGENTS - 301281	\$16,376.40		\$16,376.40	
6242023	23-Jun-23	I0025	VANTAGEPOINT TRANSFER AGENTS - 301281	\$6,807.00		\$6,807.00	
6282023	28-Jun-23	A2487	AFLAC	\$5,687.30		\$5,687.30	
				\$2,522,460.97	\$23,504.13	\$2,498,956.84	

**Champaign-Urbana Mass Transit District
Accounts Payable ACH Disbursement List
BUSEY BANK OPERATING ACCOUNT**

From Date: 6/1/2023 Thru Date: 6/30/2023

Pymt Type	Date	Reference	Payee	ACH Amount	C-CARTS Portion	MTD Portion
ACH	01-Jun-23	253950-K2190	KEN'S OIL SERVICE, INC.	\$45,715.24		\$45,715.24
ACH	02-Jun-23	253906-A8590	AUVIK NETWORKS, INC.	\$192.00		\$192.00
ACH	02-Jun-23	253906-C2165	CENTRAL ILLINOIS TRUCKS	\$7,228.22		\$7,228.22
ACH	02-Jun-23	253906-C2231	CERTIFIED LABORATORIES	\$751.40		\$751.40
ACH	02-Jun-23	253906-C3105	CHEMICAL MAINTENANCE, INC.	\$1,346.52		\$1,346.52
ACH	02-Jun-23	253906-C6258	COLUMBIA STREET ROASTERY	\$292.50		\$292.50
ACH	02-Jun-23	253906-D2012	DEAN'S GRAPHICS	\$1,655.00		\$1,655.00
ACH	02-Jun-23	253906-D3630	DIXON GRAPHICS	\$4,020.00		\$4,020.00
ACH	02-Jun-23	253906-K2190	KEN'S OIL SERVICE, INC.	\$1,181.95		\$1,181.95
ACH	02-Jun-23	253906-L4783	LLOYDS REGISTER QUALITY ASSURANCE INC.	\$875.00		\$875.00
ACH	02-Jun-23	253906-M1269	MCS OFFICE TECHNOLOGIES	\$580.00		\$580.00
ACH	02-Jun-23	253906-N2292	THE AFTERMARKET PARTS COMPANY, LLC.	\$381.55		\$381.55
ACH	02-Jun-23	253906-S1143	SCHINDLER ELEVATOR CORP.	\$136,719.00		\$136,719.00
ACH	02-Jun-23	253906-S2047	SECURITAS SECURITY SERVICES USA, INC.	\$2,995.65		\$2,995.65
ACH	02-Jun-23	253906-T7510	TROPHYTIME	\$1,428.40		\$1,428.40
ACH	02-Jun-23	253906-T7590	TRUCK CENTERS, INC.	\$496.40		\$496.40
ACH	02-Jun-23	253906-U60295	ULINE	\$332.96		\$332.96
ACH	06-Jun-23	254120-F6404	4IMPRINT, INC.	\$11,008.87		\$11,008.87
ACH	06-Jun-23	254120-M0377	MARTIN ONE SOURCE	\$8,550.00		\$8,550.00
ACH	12-Jun-23	254276-A5002	AMAZON	\$2,801.72		\$2,801.72
ACH	12-Jun-23	254276-A5116	AMERICAN SEATING	\$66.13		\$66.13
ACH	12-Jun-23	254276-C0275	CCMSI	\$55.00		\$55.00
ACH	12-Jun-23	254276-C2165	CENTRAL ILLINOIS TRUCKS	\$4,230.60		\$4,230.60
ACH	12-Jun-23	254276-C3105	CHEMICAL MAINTENANCE, INC.	\$2,356.68		\$2,356.68
ACH	12-Jun-23	254276-C4588	CLEAN UNIFORM COMPANY	\$1,647.52		\$1,647.52
ACH	12-Jun-23	254276-D0423	DAVE & HARRY LOCKSMITHS	\$1,080.09		\$1,080.09
ACH	12-Jun-23	254276-D2012	DEAN'S GRAPHICS	\$96.00		\$96.00
ACH	12-Jun-23	254276-D2250	DELTA SAFETY SERVICES	\$840.00		\$840.00
ACH	12-Jun-23	254276-D3225	DH PACE COMPANY, INC.	\$565.50		\$565.50
ACH	12-Jun-23	254276-D7700	DS SERVICES OF AMERICA, INC.	\$17.50		\$17.50
ACH	12-Jun-23	254276-D8520	DUNCAN SUPPLY CO. INC.	\$498.69		\$498.69
ACH	12-Jun-23	254276-D8587	DUST & SON OF CHAMPAIGN COUNTY, INC	\$387.64		\$387.64
ACH	12-Jun-23	254276-E0368	EAST PENN MANUFACTURING CO.	\$4,990.48		\$4,990.48
ACH	12-Jun-23	254276-E3390	EIGHT 22, LLC	\$4,025.00		\$4,025.00
ACH	12-Jun-23	254276-G4293	GLOBAL TECHNICAL SYSTEMS, INC.	\$2,411.20		\$2,411.20
ACH	12-Jun-23	254276-G7371	GRIFS REPAIR SERVICE LLC	\$250.00		\$250.00
ACH	12-Jun-23	254276-H3564	HIRERIGHT GIS INTERMEDIATE CORP, INC.	\$2,432.90		\$2,432.90
ACH	12-Jun-23	254276-I4750	ILLINI FIRE EQUIPMENT CO.	\$220.50		\$220.50
ACH	12-Jun-23	254276-I4841	ILLINOIS PUBLIC RISK FUND	\$1,345.00	\$22.00	\$1,323.00
ACH	12-Jun-23	254276-I5758	INIT INC.	\$626.88		\$626.88
ACH	12-Jun-23	254276-I7667	ISAKSEN GLERUM WACHTER, LLC	\$840.00		\$840.00
ACH	12-Jun-23	254276-J6136	JOHNSON CONTROLS FIRE PROTECTION LP	\$4,555.81		\$4,555.81
ACH	12-Jun-23	254276-K2166	KEMPER INDUSTRIAL EQUIP.	\$734.00		\$734.00
ACH	12-Jun-23	254276-K2190	KEN'S OIL SERVICE, INC.	\$44,784.23		\$44,784.23
ACH	12-Jun-23	254276-K3575	KIRK'S AUTOMOTIVE	\$4,000.00		\$4,000.00

**Champaign-Urbana Mass Transit District
Accounts Payable ACH Disbursement List
BUSEY BANK OPERATING ACCOUNT**

From Date: 6/1/2023 Thru Date: 6/30/2023

Pymt Type	Date	Reference	Payee	ACH Amount	C-CARTS Portion	MTD Portion
ACH	12-Jun-23	254276-L2005	DONALD DAVID OWEN	\$4,300.00		\$4,300.00
ACH	12-Jun-23	254276-M1269	MCS OFFICE TECHNOLOGIES	\$217.50		\$217.50
ACH	12-Jun-23	254276-M3505	MINDFIRE COMMUNICATIONS, INC.	\$3,734.54		\$3,734.54
ACH	12-Jun-23	254276-N2292	THE AFTERMARKET PARTS COMPANY, LLC.	\$15,925.33		\$15,925.33
ACH	12-Jun-23	254276-O7370	O'REILLY AUTOMOTIVE, INC.	\$566.01		\$566.01
ACH	12-Jun-23	254276-P0015	3PLAY MEDIA, INC	\$176.92		\$176.92
ACH	12-Jun-23	254276-P4521	CYNTHIA HOYLE	\$1,592.50		\$1,592.50
ACH	12-Jun-23	254276-R6120	ROGARDS OFFICE PRODUCTS	\$197.89		\$197.89
ACH	12-Jun-23	254276-S2047	SECURITAS SECURITY SERVICES USA, INC.	\$2,412.55		\$2,412.55
ACH	12-Jun-23	254276-S2230	DAVID M. MCGUIRE	\$250,000.00		\$250,000.00
ACH	12-Jun-23	254276-S3115	DANIEL J. HARTMAN	\$5,803.00	\$44.00	\$5,759.00
ACH	12-Jun-23	254276-S5192	S.J. SMITH WELDING SUPPLY	\$53.60		\$53.60
ACH	12-Jun-23	254276-S6693	SPIREON, INC.	\$845.40		\$845.40
ACH	12-Jun-23	254276-T2225	TERMINAL SUPPLY COMPANY	\$1,212.19		\$1,212.19
ACH	12-Jun-23	254276-U5998	UNIVERSITY OF ILLINOIS	\$32,732.83		\$32,732.83
ACH	13-Jun-23	254426-K2190	KEN'S OIL SERVICE, INC.	\$9,566.25		\$9,566.25
ACH	13-Jun-23	254426-N2290	NEW FLYER INDUSTRIES	\$170,928.43		\$170,928.43
ACH	16-Jun-23	254527-A0075	A.T.S. CUSTOM CONSTRUCTION, LLC	\$3,118.00		\$3,118.00
ACH	16-Jun-23	254527-A8155	ATLAS CAB	\$748.00		\$748.00
ACH	16-Jun-23	254527-C2165	CENTRAL ILLINOIS TRUCKS	\$1,331.84		\$1,331.84
ACH	16-Jun-23	254527-C3105	CHEMICAL MAINTENANCE, INC.	\$1,361.23		\$1,361.23
ACH	16-Jun-23	254527-C4588	CLEAN UNIFORM COMPANY	\$688.56		\$688.56
ACH	16-Jun-23	254527-C6258	COLUMBIA STREET ROASTERY	\$465.80		\$465.80
ACH	16-Jun-23	254527-D0423	DAVE & HARRY LOCKSMITHS	\$51.75		\$51.75
ACH	16-Jun-23	254527-D2012	DEAN'S GRAPHICS	\$19,627.78		\$19,627.78
ACH	16-Jun-23	254527-D3630	DIXON GRAPHICS	\$1,716.00		\$1,716.00
ACH	16-Jun-23	254527-D8520	DUNCAN SUPPLY CO. INC.	\$1,086.45		\$1,086.45
ACH	16-Jun-23	254527-D8587	DUST & SON OF CHAMPAIGN COUNTY, INC	\$58.46		\$58.46
ACH	16-Jun-23	254527-E0368	EAST PENN MANUFACTURING CO.	\$2,821.44		\$2,821.44
ACH	16-Jun-23	254527-I4841	ILLINOIS PUBLIC RISK FUND	\$23,218.00	\$382.00	\$22,836.00
ACH	16-Jun-23	254527-K2166	KEMPER INDUSTRIAL EQUIP.	\$169.00		\$169.00
ACH	16-Jun-23	254527-K2190	KEN'S OIL SERVICE, INC.	\$8,524.75		\$8,524.75
ACH	16-Jun-23	254527-N2292	THE AFTERMARKET PARTS COMPANY, LLC.	\$40,728.88		\$40,728.88
ACH	16-Jun-23	254527-O7370	O'REILLY AUTOMOTIVE, INC.	\$586.95		\$586.95
ACH	16-Jun-23	254527-O7450	ORKIN EXTERMINATING CO.	\$6,036.65		\$6,036.65
ACH	16-Jun-23	254527-R6120	ROGARDS OFFICE PRODUCTS	\$577.96		\$577.96
ACH	16-Jun-23	254527-S2046	SECURITAS ELECTRONIC SECURITY INC.	\$201.60		\$201.60
ACH	16-Jun-23	254527-S5192	S.J. SMITH WELDING SUPPLY	\$89.28		\$89.28
ACH	16-Jun-23	254527-S6814	SPORTWORKS NW, INC.	\$6,290.38		\$6,290.38
ACH	16-Jun-23	254527-T2225	TERMINAL SUPPLY COMPANY	\$61.32		\$61.32
ACH	16-Jun-23	254527-V3370	VIA TRANSPORTATION, INC.	\$1,847.84		\$1,847.84
ACH	23-Jun-23	254794-A8130	ATIS ELEVATOR INSPECTIONS, LLC	\$497.50		\$497.50
ACH	23-Jun-23	254794-C0340	CARDINAL INFRASTRUCTURE, LLC	\$6,500.00		\$6,500.00
ACH	23-Jun-23	254794-C2159	CENTRAL STATES BUS SALES, INC.	\$1,342.48		\$1,342.48
ACH	23-Jun-23	254794-C3105	CHEMICAL MAINTENANCE, INC.	\$1,000.99		\$1,000.99

**Champaign-Urbana Mass Transit District
Accounts Payable ACH Disbursement List
BUSEY BANK OPERATING ACCOUNT**

From Date: 6/1/2023 Thru Date: 6/30/2023

Pymt Type	Date	Reference	Payee	ACH Amount	C-CARTS Portion	MTD Portion
ACH	23-Jun-23	254794-C4588	CLEAN UNIFORM COMPANY	\$1,488.51		\$1,488.51
ACH	23-Jun-23	254794-D2012	DEAN'S GRAPHICS	\$1,120.01		\$1,120.01
ACH	23-Jun-23	254794-D8587	DUST & SON OF CHAMPAIGN COUNTY, INC	\$482.78		\$482.78
ACH	23-Jun-23	254794-E5900	EAN SERVICES, LLC	\$1,608.32		\$1,608.32
ACH	23-Jun-23	254794-F0367	FASTENERS ETC., INC.	\$511.94		\$511.94
ACH	23-Jun-23	254794-G4293	GLOBAL TECHNICAL SYSTEMS, INC.	\$5,510.37		\$5,510.37
ACH	23-Jun-23	254794-I4840	ILLINOIS OIL MARKETING	\$8,665.00		\$8,665.00
ACH	23-Jun-23	254794-K2190	KEN'S OIL SERVICE, INC.	\$45,468.21		\$45,468.21
ACH	23-Jun-23	254794-M1246	MCMASTER-CARR SUPPLY CO.	\$1,022.91		\$1,022.91
ACH	23-Jun-23	254794-M1269	MCS OFFICE TECHNOLOGIES	\$72,404.00		\$72,404.00
ACH	23-Jun-23	254794-N2290	NEW FLYER INDUSTRIES	\$536,544.62		\$536,544.62
ACH	23-Jun-23	254794-N2292	THE AFTERMARKET PARTS COMPANY, LLC.	\$42,248.98		\$42,248.98
ACH	23-Jun-23	254794-O7370	O'REILLY AUTOMOTIVE, INC.	\$839.95		\$839.95
ACH	23-Jun-23	254794-O7450	ORKIN EXTERMINATING CO.	\$616.83		\$616.83
ACH	23-Jun-23	254794-P4525	NORMA MCFARLAND	\$463.82		\$463.82
ACH	23-Jun-23	254794-S1143	SCHINDLER ELEVATOR CORP.	\$2,137.19		\$2,137.19
ACH	23-Jun-23	254794-S2046	SECURITAS ELECTRONIC SECURITY INC.	\$201.60		\$201.60
ACH	23-Jun-23	254794-S2047	SECURITAS SECURITY SERVICES USA, INC.	\$2,098.95		\$2,098.95
ACH	23-Jun-23	254794-S5192	S.J. SMITH WELDING SUPPLY	\$364.48		\$364.48
ACH	23-Jun-23	254794-T2225	TERMINAL SUPPLY COMPANY	\$351.30		\$351.30
ACH	30-Jun-23	254984-C2159	CENTRAL STATES BUS SALES, INC.	\$1,168.83		\$1,168.83
ACH	30-Jun-23	254984-C3105	CHEMICAL MAINTENANCE, INC.	\$934.75		\$934.75
ACH	30-Jun-23	254984-C4588	CLEAN UNIFORM COMPANY	\$692.52		\$692.52
ACH	30-Jun-23	254984-D0423	DAVE & HARRY LOCKSMITHS	\$6.00		\$6.00
ACH	30-Jun-23	254984-D2064	DEEM LANDSCAPING, INC.	\$5,390.00		\$5,390.00
ACH	30-Jun-23	254984-D8587	DUST & SON OF CHAMPAIGN COUNTY, INC	\$361.94		\$361.94
ACH	30-Jun-23	254984-I4750	ILLINI FIRE EQUIPMENT CO.	\$28.50		\$28.50
ACH	30-Jun-23	254984-K2190	KEN'S OIL SERVICE, INC.	\$21,181.66		\$21,181.66
ACH	30-Jun-23	254984-N2290	NEW FLYER INDUSTRIES	\$170,928.43		\$170,928.43
ACH	30-Jun-23	254984-N2292	THE AFTERMARKET PARTS COMPANY, LLC.	\$22,029.16		\$22,029.16
ACH	30-Jun-23	254984-O7370	O'REILLY AUTOMOTIVE, INC.	\$1,144.87		\$1,144.87
ACH	30-Jun-23	254984-O7450	ORKIN EXTERMINATING CO.	\$791.83		\$791.83
ACH	30-Jun-23	254984-P4500	PLURALSIGHT, LLC	\$1,596.00		\$1,596.00
ACH	30-Jun-23	254984-R6120	ROGARDS OFFICE PRODUCTS	\$197.93	\$48.56	\$149.37
ACH	30-Jun-23	254984-S5192	S.J. SMITH WELDING SUPPLY	\$143.42		\$143.42
ACH	30-Jun-23	254984-T7510	TROPHYTIME	\$20.00		\$20.00
ACH	30-Jun-23	254984-T9069	TWILIO INC	\$11,868.05		\$11,868.05
				\$1,905,257.22	\$496.56	\$1,904,760.66

Champaign Urbana Mass Transit District

Accounts Payable Check Disbursement List

Checking Account #: 011-8189-0

FLEX CHECKING-BUSEY BANK

From Date: 6/30/2023

Thru Date: 6/30/2023

Check #	Check Date	Ref #	Name	Amount	Voided
6302023	6/30/2023	F4640	FLEX-EMPLOYEE REIMB.	\$11,708.56	
				Total:	
				\$11,708.56	



Financial Information	Fiscal Year 2023				
	1st Quarter	2nd Quarter	3rd Quarter	4th Quarter	Fiscal Year to Date
	Actual	Actual	Actual	Actual	Actual
Total Expenses (-)	\$220,040.29	\$230,007.19	\$222,305.24	\$248,050.24	\$920,402.96
Passenger Revenue (+)	\$10,844.96	\$10,991.86	\$11,146.86	\$9,855.83	\$42,839.51
Rantoul Service Contract (+)	\$25,784.19	\$29,052.00	\$29,100.00	\$29,027.15	\$112,963.34
IDOT Reimbursement (+) (DOAP, 5311 & CARES Funding)	\$183,411.14	\$189,963.33	\$182,058.38	\$209,167.26	\$764,600.11
Balance	\$0.00	\$0.00	\$0.00	\$0.00	\$0.00

Other Information	Fiscal Year 2023				
	1st Quarter	2nd Quarter	3rd Quarter	4th Quarter	Fiscal Year to Date
CUMTD G&A Hours	308	155	113	235	811
CUMTD G&A Cost	\$17,580.61	\$8,286.97	\$5,581.68	\$10,922.77	\$42,372.03
Ridership	5,302	6,518	6,199	5,879	23,898
Revenue Miles	64,682	68,098	67,956	69,840	270,576
Revenue Hours	3,120	3,222	3,620	3,381	13,343

MTD - Bank & Investment Balances

Financial Institution	Bank Bal @ 6/30/23	Interest Rate	Maturity
Busey Bank			
Payroll	\$5,000.00	-	-
Illinois Terminal - Square POS	\$21,385.14	-	-
Operating	\$350,000.00	-	-
C-CARTS	\$90,657.62	-	-
Sec 125 Flexible Spending Plan	\$45,129.26	-	-
ATM	\$36,784.82	-	-
Money Market	\$20,742,497.12	4.28%	-
First Mid Bank	\$13,109,851.50	4.51%	-
Prospect Bank			
MuniWise	\$1,493,321.37	1.00%	-
MuniWise Flex	\$8,193,515.27	4.51%	-
Total	<u>\$44,088,142.10</u>		

MTD - Capital Reserve @ 6/30/23 & Operating

Capital Reserve -Budgeted (FY24 Capital Budget)	\$21,415,300.00
Capital Reserve -Unbudgeted	\$18,714,892.00
Operating	\$3,957,950.10
Total	<u>\$44,088,142.10</u>



To: Board of Trustees
From: Karl Gnadt, Managing Director
Date: July 26, 2023
Subject: Semi-Annual Review of Closed Session Minutes

- A. Introduction** – The Open Meetings Act requires that the minutes of closed sessions be reviewed periodically to determine if the need for confidentiality still exists.
- B. Recommended Action:** Suggested motion for the Board’s action:
1. That the minutes of the closed session meetings of the Board listed on “Schedule 1” marked “Release” no longer require confidential treatment and are ordered released.
 2. That the need for confidentiality still exists as to the minutes of the closed session meetings of the Board listed on “Schedule 2” marked “Remain Confidential”.
 3. That the verbatim recordings of the following listed closed session minutes, "Schedule 3", all of which are not less than 18 months old and the written minutes have been approved are authorized to be destroyed.
- 4. Prior Trustee Action**
The last semi-annual review by the Board was January 25, 2023.
- 5. Background:**
Closed Sessions allow the MTD Board of Trustees to discuss certain matters of a sensitive nature which affects MTD. Areas that may be discussed in Closed Session are specified in the Illinois Open Meetings Act and include the appointment/employment or dismissal of an employee or officer, land acquisition or sale, and probable or pending litigation involving MTD. When a motion is made to adjourn to a Closed Session, only that specific topic can be discussed, and no final action may be taken on it during the Closed Session. After the Board has determined that it is no longer necessary to protect the public’s interest or the privacy of an individual, minutes of the Closed Session are made available to the public.
- 6. Summary:** Schedule 1 lists all closed session minutes by date that are recommended to be released. Schedule 2 lists those minutes that should remain confidential mostly due to privacy concerns from past workers’ compensation cases involving current MTD employees.

The statutes permit the destruction of verbatim recordings of closed sessions if they are not less than 18 months old and the written minutes have been approved. Schedule 3 is a list of those closed meetings that meet that criteria and should be destroyed.

All of the unreleased minutes are available for your inspection in Beth’s office.

SUGGESTED MOTION

The Board of Trustees hereby determines as follows:

- A. That the minutes of the closed session meetings of the Board listed on "Schedule 1" marked "Release" no longer require confidential treatment and are ordered released.
- B. That the need for confidentiality still exists as to the minutes of the closed session meetings of the Board listed on "Schedule 2" marked "Remain Confidential".
- C. That the verbatim recordings of the following listed closed session minutes, "Schedule 3", all of which are not less than 18 months old and the written minutes of which have been approved are authorized to be destroyed.

SCHEDULE 1 - RELEASE

June 25, 2008
January 25, 2023
April 26, 2023

SCHEDULE 2 – REMAIN CONFIDENTIAL

December 5, 2012

SCHEDULE 3 – VERBATIM RECORDINGS TO BE DESTROYED

July 2021 – December 2021

July 21, 2021
September 29, 2021
December 8, 2021



To: Board of Trustees
From: Ryan Blackman, Technology Services Director
Date: July 26, 2023
Subject: Approval of Disaster Recovery Site Hardware

- A. Introduction:** The District recommends purchasing new technology hardware for the purpose of building a disaster recovery site.
- B. Recommended Action:** Authorize Managing Director to issue a purchase order to Insight for \$46,499.80 for the purchase of a Cohesity backup system. This price includes \$26,806.49 for backup storage hardware and support, \$9,267.02 for installation services, and \$10,426.29 for licensing.
Additionally, authorize the Managing Director to issue a purchase order to Connection Public Sector Solutions for \$190,793.87 for the purchase of a Dell server cluster.
- C. Summary:** MTD’s applications and data are hosted, primarily, on servers at our main administrative facility. Like all computer systems, they are at some risk of damage from disasters such as fires or tornados. Without sufficient disaster recovery planning and hardware resources, such a disaster could lead to long and painful outages of MTD’s critical technology systems.
- This project will provide Technology Services staff with the hardware to build a disaster recovery site. This site will be physically separate from our main data center. In the event of a major disaster at our primary data center, this hardware will allow Technology Services staff to recover critical systems in a matter of hours rather than weeks or months.
- Data from our primary site will be replicated to the Cohesity backup server at our secondary site. In the event of a disaster, servers can be recovered from those backups onto the servers at the disaster recovery site.
- D. Prior Trustee Action:** On May 25, 2022, the Board voted to enter into a contract with Dell Technologies for the purchase of four Dell servers. These servers are nearly identical to the servers being procured for this project and are our primary production servers.
On July 27, 2022, the board voted to authorize the Managing Director to submit a purchase order to Burwood group for the purchase of a Cohesity backup system. This system is our primary backup system. The Cohesity system being procured for this project will act as a subscriber to that system.
- E. Background:** The District solicited three bids for an expansion of our Cohesity backup solution. Additionally, the District solicited three bids for a new Dell server cluster to mirror our primary server cluster. Attachment A outlines the bids received for the Cohesity portion of the Project. Attachment B outlines bids received for the Dell portion. MTD selected Insight and Connection Public Sector Solutions as the low bids for the respective components.
- F. Advantages/disadvantages:** Approving the project will allow the District to better protect itself from the threat of physical disasters at its datacenter and ensure the continued availability of critical technology systems.

G. Budget & Staffing Impacts: This project is budgeted for FY24 It will be funded with Federal American Rescue Plan Act (ARPA) funds (\$220,037.35), State of Illinois Downstate Operating Assistance Program (DOAP) funds (\$11,216.61), and local funds (\$6,039.71).

Attachment A – Cohesity Bid Table

Bidder	Hardware + Support	Software	Installation	Total
Insight	\$26,806.49	\$10,426.29	\$9,267.02	\$46,499.80
CDW	\$26,966.37	\$10,500.00	\$9,300.00	\$46,766.37
Burwood Group	\$29,143.00	\$11,298.00	\$10,028.00	\$50,469.00

Attachment B – Dell Bid Table

Bidder	Total
Connection Public Sector Solutions	\$190,793.87
Dell Direct	\$242,678.28
Insight	\$282,379.35

SOLD-TO PARTY 10252201

URBANA MASS TRANSIT
 1101 E UNIVERSITY AVE
 URBANA IL 61802-2009

SHIP-TO

URBANA MASS TRANSIT
 1101 E UNIVERSITY AVE
 URBANA IL 61802-2009

Quotation	
Quotation Number	: 0226456221
Document Date	: 11-JUL-2023
PO Number	:
PO release:	:
Sales Rep	: Jason Contreras
Email	: JASON.CONTRERAS@INSIGHT.COM
Telephone	: +14804096372

We deliver according to the following terms:

Payment Terms : Net 30 days
Ship Via : Insight Assigned Carrier/Ground
Terms of Delivery: : FOB ORIGIN
Currency : USD

Material	Material Description	Quantity	Unit Price	Extended Price
CSPNRHWC501610GSF	Cohesity Premium Support with Hardware Non-Return Option - extended service agreement - 1 year - shipment OPEN MARKET	1	18,960.22	18,960.22
CSPC501610GSFP4	Cohesity Premium Support - extended service agreement - 1 year - shipment OPEN MARKET	1	6,830.03	6,830.03
CBL-10G-LC-003	Cohesity network cable - 3 m OPEN MARKET	8	31.45	251.60
ADP-SFP-10G-SR	Cohesity - SFP+ transceiver module - 10 GigE OPEN MARKET	8	95.58	764.64
SVC-REPLICA	Cohesity Data Replication - subscription license - 1 TB capacity Coverage Dates: 11-JUL-2023 - 11-JUL-2024 OPEN MARKET	21	496.49	10,426.29
PS-JUMPSTART-SM	INSTALL ONE CLUSTER (3-8 NODES) COHESITY SOFTWARE ONLY. CREATE BACKUP JOBS FOR WORKLOADS - LIMITED SCOPE. SEE TERMS CONDITIONS FOR ADDITIONAL DETAILS. SITE. SERVICE DAYS MUST BE CONSECUTIVE BUSINESS DAYS. PRE.. OPEN MARKET	1	9,267.02	9,267.02

Product Subtotal	11,442.53
Services Subtotal	35,057.27
TAX	0.00
Total	46,499.80

Lease & Financing options available from Insight Global Finance for your equipment & software acquisitions. Contact your Insight account executive for a quote.

Thank you for choosing Insight. Please contact us with any questions or for additional information about Insight's complete IT solution offering.

Sincerely,

Jason Contreras
+14804096372
JASON.CONTRERAS@INSIGHT.COM
Fax 4807608962

Insight Global Finance has a wide variety of flexible financing options and technology refresh solutions. Contact your Insight representative for an innovative approach to maximizing your technology and developing a strategy to manage your financial options.

This purchase is subject to Insight's online Terms of Sale unless you have a separate purchase agreement signed by you and Insight, in which case, that separate agreement will govern. Insight's online Terms of Sale can be found at the "terms-and-policies" link below.

SOFTWARE AND CLOUD SERVICES PURCHASES: If your purchase contains any software or cloud computing offerings ("Software and Cloud Offerings"), each offering will be subject to the applicable supplier's end user license and use terms ("Supplier Terms") made available by the supplier or which can be found at the "terms-and-policies" link below. By ordering, paying for, receiving or using Software and Cloud Offerings, you agree to be bound by and accept the Supplier Terms unless you and the applicable supplier have a separate agreement which governs.
<https://www.insight.com/terms-and-policies>

SALES QUOTE

GovConnection, Inc.
732 Milford Road
Merrimack, NH 03054

Account Executive: Dawna Everhart
Phone:
Fax:
Email: dawna.everhart@connection.com

25505777.02

PLEASE REFER TO THE ABOVE
QUOTE # WHEN ORDERING

Date: 6/13/2023
Valid Through: 7/13/2023
Account #:

Account Manager:
Phone:
Fax:
Email:

Customer Contact: Ryan Blackman
Email: rblackman@mtd.org

Phone: (217) 384-8188
Fax: (217) 384-8215

QUOTE PROVIDED TO:	SHIP TO:
Champaign-Urbana Mass Transit District Ryan Blackman 1101 E University Ave Urbana, IL 61802-2009 (217) 384-8188	Champaign-Urbana Mass Transit District Ryan Blackman 1101 E University Ave Urbana, IL 61802-2009 (217) 384-8188

DELIVERY	FOB	SHIP VIA	SHIP WEIGHT	TERMS	CONTRACT ID#
5-30 Days A/R/O	Destination	Small Pkg Ground Service Level	.00 lbs		

Important Notice: --- THIS QUOTATION IS SUBJECT TO THE FOLLOWING Terms of Sale: All purchases from GovConnection, Inc. are subject to the Company's Standard Terms of Sale, which describe important legal rights and obligations. You may review the Company's Standard Terms of Sale on the Company's website: www.govconnection.com, or you may request a copy via fax, e-mail, or mail by calling your account representative. The only exception to this policy is if your order is being placed under any one of our many national, state, educational or cooperative Agreements, in which case the Terms and Conditions of your Purchase Order are already pre-negotiated and stated in that Agreement. No other Terms and Conditions shall apply and any other terms and conditions referenced or appearing in your Purchase Order are considered null and void. Due to the industry-wide constraints and fluctuations, we reserve the right to change pricing at any time. Please refer to our Quote Number in your order.

* Line #	Qty	Item #	Mfg. Part #	Description	Mfg.	Price	Ext
1	4			AX-750 - [AMER_AX-750_15374] Dell	Dell	\$ 41,586.23	\$ 166,344.92
2	1			PowerSwitch S5212-ON - [AMER_S5212-ON_12926] Dell	Dell	\$ 12,160.04	\$ 12,160.04
3	1			PowerSwitch S5212-ON - [AMER_S5212-ON_12926] (2) Dell	Dell	\$ 12,288.91	\$ 12,288.91
Subtotal						\$	190,793.87
Fee						\$	0.00
Shipping and Handling						\$	0.00
Tax							Exempt!
Total						\$	190,793.87

Product Notes for Quote# 25505777.02

Item #	Description	Notes
	AX-750 - [AMER_AX-750_15374]	2.5 Chassis 379-BDTF - 1 - SAS/SATA Backplane 379-BDSS - 1 - No Rear Storage 379-BDTE - 1 - No GPU Enablement 379-BDSR - 1 - Dell EMC AX-750 210-BBSN - 1 - Windows Server Operating System 379-BEHU - 1 - All Flash Node, Azure Stack HCI 350-BCBP - 1 - Luggage Tag Label, Azure Stack HCI 350-BCBR - 1 - Lug Tag, Azure Stack HCI AX-750 350-BCGU - 1 - IDM, AX-750 350-BCKG - 1 - Trusted Platform Module 2.0 V3 461-AAIG - 1 - 2.5" Chassis with up to 24 SAS/SATA Drives 321-BGFC - 1 - Intel Xeon Silver 4309Y 2.8G, 8C/16T, 10.4GT/s, 12M Cache, Turbo, HT (105W) DDR4-2666 338-CBWI - 1 - Intel Xeon Silver 4309Y 2.8G, 8C/16T, 10.4GT/s, 12M Cache, Turbo, HT (105W) DDR4-2666 338-CBWI - 1 - Additional Processor Selected 379-BDCO - 1 - Heatsink for 2 CPU configuration (CPU less than 165W) 412-AAWE - 1 - Performance Optimized 370-AAIP - 1 - 3200MT/s RDIMMs 370-AEVR - 1 - No RAID 780-BCDI - 1 - Dell HBA355i Controller Front 405-AAXY - 1 - Front PERC Mechanical Parts, for 2.5" x24 SAS/SATA Chassis 750-ADED - 1 - UEFI BIOS Boot Mode with GPT Partition 800-BBDM - 1 - Very High Performance Fan x6 750-ADGJ - 1 - Dual, Hot-Plug,Power Supply Redundant (1+1), 1400W, Mixed Mode 450-AJHG - 1 - Riser Config 2, Half Length, 4x16, 2x8 slots, SW GPU Capable 330-BBRX - 1 - R750 Motherboard with Broadcom 5720 Dual Port 1Gb On-Board LOM 329-BFGT - 1 - iDRAC9 Datacenter 15G 528-CRVW - 1 - OpenManage Integration with MS Windows Admin Center Premium License for MSFT HCI Solutions, Perpetual 528-CJIT - 1 -
	AX-750 - [AMER_AX-750_15374] Notes Continued...	Broadcom 57504 Quad Port 10/25GbE,SFP28, OCP NIC 3.0 540-BCRX - 1 - PowerEdge 2U Standard Bezel 325-BCHU - 1 - BOSS-S2 controller card + with 2 M.2 240GB (RAID 1) 403-BCMG - 1 - BOSS Cables and Bracket for R750 (Riser 1) 470-AERR - 1 - No Quick Sync 350-BBYX - 1 - iDRAC,Legacy Password 379-BCSG - 1 - iDRAC Group Manager, Disabled 379-BCQY - 1 - Windows Server 2022 Datacenter,16CORE,FI,No MED,UnLTD VMs,NO CALs, Multi Language 634-BYJS - 1 - Windows Server 2022 Datacenter,16CORE,DF Recovery Image, Multi Lang, (Downgrade not included) 528-CSCT - 1 - ReadyRails Sliding Rails 770-BBBQ - 1 - Cable Management Arm, 2U 770-BDRQ - 1 - Fan Foam, HDD 2U 750-ACOM - 1 - No Systems Documentation, No OpenManage DVD Kit 631-AACK - 1 - PowerEdge R750 Shipping 340-CULS - 1 - PowerEdge R750 Shipping Material 481-BBFG - 1 - PowerEdge R750 CE Marking, No CCC Marking 389-DYHE - 1 - Dell/EMC label (BIS) for 2.5" Chassis 389-DYHF - 1 - Dell Hardware Limited Warranty Plus Onsite Service 865-7971 - 1 - ProSupport Mission Critical 4-Hour 7X24 Onsite Service with Emergency Dispatch 3 Years 865-7974 - 1 - ProSupport Mission Critical 4-Hour 7X24 Onsite Service with Emergency Dispatch 2 Years Extended 865-7978 - 1 - ProSupport Mission Critical 7X24 Technical Support and Assistance 5 Years 865-7993 - 1 - Dell Limited Hardware Warranty Plus Service, Extended Year(s) 975-3462 - 1 - Thank you choosing Dell ProSupport. For tech support, visit //www.dell.com/support or call 1-800- 945-3355 989-3439 - 1 - ProDeploy Plus No Charge Training 200 812-4011 - 1 - ProDeploy Plus for AX 1U-2U 839-3618 - 1 - 32GB RDIMM, 3200MT/s, Dual Rank 16Gb BASE x8 370-AGDS - 16 -
	AX-750 - [AMER_AX-750_15374] Notes Continued...	3.84TB SSD SAS RI 24Gbps 512e 2.5in Hot-Plug 1WPD, AG Drive 345-BELZ - 8 - Jumper Cord - C13/C14, 0.6M, 250V, 13A (North American, Guam, North Marianas, Philippines, Samoa) 492-BBDH - 2 - Mellanox ConnectX-5 Dual Port 10/25GbE SFP28 Adapter, PCIe Low Profile, V2 540-BDIN - 1

Product Notes for Quote# 25505777.02

<p>PowerSwitch S5212-ON - [AMER_S5212-ON_12926]</p>	<p>Dell EMC S5212F-ON Switch, 12x 25GbE SFP28, 3x 100GbE QSFP28 ports, PSU to IO air, 2x PSU 210-APHZ - 1 - VLT Tech Sheet Document 343-BBRX - 1 - Dell EMC S52XX-ON Series User Guide 343-BBLP - 1 - OS10 Enterprise, S5212F-ON 634-BRXD - 1 - Dell Hardware Limited Warranty 1 Year 818-3530 - 1 - Mission Critical Package: 4-Hour 7x24 On-Site Service with Emergency Dispatch, 1 Year 818-3539 - 1 - Mission Critical Package: 4-Hour 7x24 On-Site Service with Emergency Dispatch, Extended to 4 Years 818-3541 - 1 - ProSupport Mission Critical:7x24 HW/SW Technical Support and Assistance, 5 Years 818-3553 - 1 - Dell Limited Hardware Warranty Extended Year(s) 975-3461 - 1 - Thank you choosing Dell ProSupport. For tech support, visit //www.dell.com/support or call 1-800- 945-3355 989-3439 - 1 - Info 3rd Party Software Warranty provided by Vendor 997-6306 - 1 - ProDeploy Plus Dell Networking S Series 5XXX Switch - Deployment 804-2152 - 1 - ProDeploy Plus Dell Networking S Series 5XXX Switch - Deployment Verification 804-2153 - 1 - ProDeploy Plus No Charge Training 500 812-4037 - 1 - 5 Years ProSupport OS10 Enterprise Software Support-Maintenance 848-8545 - 1 - Dell Networking, Transceiver, 25GbE SFP28 LR,SMF Duplex, LC 407-BBXY - 2 - Dell Networking Cable 100GbE, QSFP28 to QSFP28, Passive Copper Direct Attach Cable, 1 Meter 470-ABOV - 1 - Dell Networking, Cable, SFP28 to SFP28, 25GbE,Passive Copper Twinax Direct Attach Cable,3 Meter 470-BBCX - 8 - Power Cord, 125V, 15A, 10 Feet, NEMA 5-15/C13 450-AAFH - 1 - Power Cord, 125V, 15A, 10 Feet, NEMA 5-15/C13 450-AAFH - 1</p>
<p>PowerSwitch S5212-ON - [AMER_S5212-ON_12926] (2)</p>	<p>Dell EMC S5212F-ON Switch, 12x 25GbE SFP28, 3x 100GbE QSFP28 ports, PSU to IO air, 2x PSU 210-APHZ - 1 - VLT Tech Sheet Document 343-BBRX - 1 - Dell EMC S52XX-ON Series User Guide 343-BBLP - 1 - OS10 Enterprise, S5212F-ON 634-BRXD - 1 - Dell NW Dual Tray, 4-post, S5212F-ON 770-BDGQ - 1 - Dell Hardware Limited Warranty 1 Year 818-3530 - 1 - Mission Critical Package: 4-Hour 7x24 On-Site Service with Emergency Dispatch, 1 Year 818-3539 - 1 - Mission Critical Package: 4-Hour 7x24 On-Site Service with Emergency Dispatch, Extended to 4 Years 818-3541 - 1 - ProSupport Mission Critical:7x24 HW/SW Technical Support and Assistance, 5 Years 818-3553 - 1 - Dell Limited Hardware Warranty Extended Year(s) 975-3461 - 1 - Thank you choosing Dell ProSupport. For tech support, visit //www.dell.com/support or call 1-800- 945-3355 989-3439 - 1 - Info 3rd Party Software Warranty provided by Vendor 997-6306 - 1 - ProDeploy Plus Dell Networking S Series 5XXX Switch - Deployment 804-2152 - 1 - ProDeploy Plus Dell Networking S Series 5XXX Switch - Deployment Verification 804-2153 - 1 - ProDeploy Plus No Charge Training 500 812-4037 - 1 - 5 Years ProSupport OS10 Enterprise Software Support-Maintenance 848-8545 - 1 - Dell Networking, Transceiver, 25GbE SFP28 LR,SMF Duplex, LC 407-BBXY - 2 - Dell Networking Cable 100GbE, QSFP28 to QSFP28, Passive Copper Direct Attach Cable, 1 Meter 470-ABOV - 1 - Dell Networking, Cable, SFP28 to SFP28, 25GbE,Passive Copper Twinax Direct Attach Cable,3 Meter 470-BBCX - 8 - Power Cord, 125V, 15A, 10 Feet, NEMA 5-15/C13 450-AAFH - 1 - Power Cord, 125V, 15A, 10 Feet, NEMA 5-15/C13 450-AAFH - 1</p>

ORDERING INFORMATION
GovConnection, Inc. DBA Connection

Please contact your account manager with any questions.

Ordering Address

GovConnection, Inc.
732 Milford Road
Merrimack, NH 03054

Remittance Address

GovConnection, Inc.
Box 536477
Pittsburgh, PA 15253-5906

Please reference the Contract # on all purchase orders.

TERMS & CONDITIONS

Payment Terms:	NET 30 (subject to approved credit)
FOB Point:	DESTINATION (within Continental US)
Maximum Order Limitation:	NONE
FEIN:	52-1837891
DUNS Number:	80-967-8782
CEC:	80-068888K
Cage Code:	OGTJ3
Business Size:	LARGE
Erate Spin Number:	143026005

WARRANTY: Manufacturer's Standard Commercial Warranty

NOTE: It is the end user's responsibility to review, understand and agree to the terms of any End User License Agreement (EULA).

Important Notice: --- THIS QUOTATION IS SUBJECT TO THE FOLLOWING Terms of Sale: All purchases from GovConnection, Inc. are subject to the Company's Standard Terms of Sale, which describe important legal rights and obligations. You may review the Company's Standard Terms of Sale on the Company's website: www.govconnection.com or you may request a copy via fax, e-mail, or mail by calling your account representative. The only exception to this policy is if your order is being placed under any one of our many national, state, educational or cooperative Agreements, in which case the Terms and Conditions of your Purchase Order are already pre-negotiated and stated in that Agreement. No other Terms and Conditions shall apply and any other terms and conditions referenced or appearing in your Purchase Order are considered null and void. Due to the industry-wide constraints and fluctuations, we reserve the right to change pricing at any time. Please refer to our Quote Number in your order.

If you require a hard copy invoice for your credit card order, please visit the link below and click on the Proof of Purchase/Invoice link on the left side of the page to print one: <https://www.govconnection.com/web/Shopping/ProofOfPurchase.htm>

Please forward your Contract or Purchase Order to:

SLEDOPS@connection.com

QUESTIONS: Call 800-800-0019