



CHAMPAIGN-URBANA MASS TRANSIT DISTRICT BOARD MEETING

AGENDA

Wednesday, April 26, 2017 – 3:00 p.m.

Champaign City Council Chambers
102 North Neil Street, Champaign

Board of Trustees:

Linda Bauer

Bradley Diel – Chair

Margaret Chaplan – Vice Chair

Matthew Cho

James Faron

Bruce Hannon

Donald Uchtmann

Advisory Board:

Lowa Mwilambwe/Brian Farber

Evan Bujak

	<u>Pages</u>
1. Call to Order	
2. Roll Call	
3. Approval of Agenda	
4. Audience Participation	
5. Approval of Minutes	
A. Board Meeting – March 28, 2017 – Open Session	1-6
B. Board Meeting – March 28, 2017 – Closed Session	Distributed at Mtg
6. Communications	
7. Reports	
A. Managing Director	
1) Operating Notes	7-12
2) Ridership Data	13-15
3) Route Performance	16-18
4) District Operating Revenue/Expenses	19
5) Illinois Terminal Operating Revenue/Expenses	20
6) Statistical Summary	21
7) Budget Analysis	22-31
8) Accounts Payable/Check Disbursements	32-40
9) C-CARTS Quarterly Report	41
10) Morgan Stanley Statement	42-48
B. Board Committees	
1) Administration	
2) Facilities	
3) Service Delivery	



CHAMPAIGN-URBANA MASS TRANSIT DISTRICT BOARD MEETING

AGENDA

Wednesday, April 26, 2017 – 3:00 p.m.

Page 2

	<u>Pages</u>
8. Action Items	
A. Authorization to Establish a Checking Account for C-CARTS & Update Signature Cards	49
B. Unit 4 Contract	50-53
C. Ordinance 2017-1 Ethics and Integrity	54-56
D. CUMTD Policies and Procedures #12 – Ethics and Integrity	57-58
E. Maintenance Fall Protection Contract	59-61
F. Fuel Management System Contract	62-64
G. Setting a date for an Annexation Public Hearing	65-68
H. Resolution for a Grant Application	69-71
9. Closed Session pursuant to 5 ILCS 120/2 (c) 6 to Consider Setting of a Price for Sale or Lease of Property owned by Champaign-Urbana Mass Transit District	
10. Closed Session pursuant to 5 ILCS 120/2 (c) 5 to Consider the Purchase or Lease of Real Property for the use of Champaign-Urbana Mass Transit District	
11. Next Meeting	
A. Designated Stops Open Houses – May 3 rd & May 24 th – Illinois Terminal South Banquet Room, 4 th Floor, 45 East University, Champaign	
B. Regular Board of Trustees Meeting Wednesday, May 31, 2017 - 3:00 p.m. at Champaign City Council Chambers – 102 North Neil Street, Champaign	
12. Adjournment	

*Champaign-Urbana Mass Transit District strives to provide an environment welcoming to all persons regardless of disability, race, gender, or religion. Please call Beth Brunk at 217-384-8188 to request special accommodations **at least 2 business days in advance.***



Champaign-Urbana Mass Transit District Board of Trustees Meeting

MINUTES – SUBJECT TO REVIEW AND APPROVAL

DATE: Tuesday, March 28, 2017
TIME: 3:00 p.m.
PLACE: Illinois Terminal, 4th Floor
45 E University Avenue, Champaign, IL

Trustees:

Present	Absent
Linda Bauer	
Bradley Diel (Chair)	
Margaret Chaplan (Vice-Chair)	
Matthew Cho	
James Faron	
Bruce Hannon	
Donald Uchtmann	

Advisory Board:

Present	Absent
Brian Farber	
Evan Bujak	

MTD Staff: Karl Gnadt (Managing Director), Brenda Eilbracht (Chief Administrative Officer), Eric Broga (Maintenance Director), Amy Snyder (Customer Service Director), Stu Smith (IT Manager), Kirk Kirkland (Facilities Director), Ryan Blackman (Lead Software Developer/Network Administrator), Lisa Meid (Media Manager), Fred Stavins (Counsel), Beth Brunk (Recording Secretary)

Others Present: Robert Roggeveen & Kelly Frank (Auction Services Group)

MINUTES

1. Call to Order

Chair Diel called the meeting to order at 3:00 p.m.

2. Roll Call

A verbal roll call was taken, and a quorum was declared present.

3. Approval of Agenda

Mr. Diel noted that Item #10 will proceed Item #9 on the agenda.

MOTION by Mr. Hannon to approve the agenda as amended; seconded by Ms. Chaplan. Upon vote, the **MOTION CARRIED unanimously.**

4. Audience Participation

Rod Hinmon of ICD Ironhorse, Inc. objected to the rebidding of the 59 East Chester and 207 South Water demolition project.

1 **5. Approval of Minutes**

2 A. *Board Meeting – February 22, 2017 – Open Session*

3
4 **MOTION** by Ms. Chaplan to approve the minutes of the February 22, 2017 Open Session CUMTD Board
5 meeting as distributed; seconded by Mr. Hannon. Upon vote, the **MOTION CARRIED** unanimously.

6
7 Mr. Cho entered the meeting.

8
9 B. *Board Meeting – February 22, 2017 – Closed Session*

10 **MOTION** by Mr. Uchtmann to approve the minutes of the February 22, 2017 Closed Session CUMTD
11 Board meeting as distributed; seconded by Ms. Chaplan. Upon vote, the **MOTION CARRIED**
12 unanimously.

13
14 **6. Communications**

15 Mr. Diel asked that those present make sure their cell phones are silenced.

16
17 **7. Reports**

18 A. *Managing Director*

19 Mr. Gnadt reviewed the District's ridership and financial numbers for February 2017. Ridership was
20 down 10.78% this month driven in part by the unseasonably warm temperatures. Construction is
21 underway at the CDL Training Facility. The District is communicating the changes in bus routes due to
22 MCORE construction to riders in many different formats. University students approved the
23 transportation fee referendum by 85%.

24
25 Lisa Meid, the new media manager, introduced herself to the Board. Revenues have increased even
26 though ridership is down. Ninety-five percent of the District's fare revenue is pre-paid.

27
28 B. *Board Committees*

29 1) **Administration** – Mr. Uchtmann noted that the Administration Committee will give their
30 report in closed session.

31
32 2) **Facilities** – Mr. Cho reported that the 803 Expansion Project is near completion, the CDL
33 Training Facility is underway and discussions on the Downtown Urbana Transit Hub project
34 are progressing.

35
36 3) **Service Delivery** – no report

37
38 **8. Action Items**

39 A. Authorization to Approve First Bank Line of Credit, Note Payable and Deposit Accounts

40 To follow up from last month's Board meeting, First Mid-Illinois Bank & Trust decided to rescind their
41 offer of a line of credit and note payable to CUMTD. First Bank extended their pre-approved proposal
42 for a line of credit, note payable and deposit relationship with similar terms and slightly lower fees.

43
44 **MOTION** by Mr. Uchtmann to authorize the Managing Director to establish a revolving line of credit and
45 notes payable for debt service and deposit accounts with First Bank and further authorize that the
46 Managing Director, Chief Administrative Officer, Chief Operating Officer and Comptroller may initiate
47 loan draws on these debt instruments and the Managing Director, Chief Administrative Officer and the
48 Chief Operating Officer will be authorized signers on the deposit accounts; seconded by Ms. Chaplan.
49 Upon vote, the **MOTION CARRIED** unanimously.

50
51 B. Rejection of 59 East Chester Street & 207 South Water Street Demolition Bids

52 Mr. Gnadt explained that a Request for Proposal (RFP) was released for the demolition of 59 East
53 Chester Street and 207 South Water Street in Champaign. Over half of the bidders did not submit the
54 appropriate paperwork for Disadvantaged Business Enterprise (DBE) requirements due to conflicting

1 information. Normally the required DBE forms are with the forms to be completed at the time of
2 proposal submittal. Instead, the DBE forms were moved to a section where they are required if the
3 proposer has been awarded the contract. Over half of the bidders did not include the DBE forms.
4 CUMTD's attorney decided that this ambiguity was a reason to reject the bids and start the process over.
5 In the re-let process, staff recommended removal of the DBE requirement to speed up the bidding
6 process so the demolition would move forward to take down the two buildings in poor condition.
7

8 **MOTION** by Ms. Bauer to reject all bids received relative to 59 East Chester Street and 207 South Water
9 Street - Bid Number 17-007 - and further move that the Managing Director is authorized to re-let bids
10 for the aforementioned properties, making technical corrections to the bidding documents as suggested
11 by the attorney for the District and that the Managing Director is authorized to accept those bids and
12 determine the lowest responsible bidder on behalf of the Board and to award the bid; seconded by Mr.
13 Hannon.
14

15 After some discussion, Ms. Bauer wanted to amend the motion to include DBE requirements in the re-let
16 process:
17

18 **AMENDED MOTION** by Ms. Bauer to reject all bids received relative to 59 East Chester Street and 207
19 South Water Street - Bid Number 17-007 - and further move that the Managing Director is authorized to
20 re-let bids for the aforementioned properties, making technical corrections to the bidding documents as
21 suggested by the attorney for the District to include DBE requirements for the proposers and that the
22 Managing Director is authorized to accept those bids and determine the lowest responsible bidder on
23 behalf of the Board and to award the bid; seconded by Mr. Hannon.
24

25 Mr. Uchtmann noted that Board's role is to assure that policies are being followed and guide staff. The
26 Board should not attempt to arbitrate between staff and individual contractors. Mr. Uchtmann
27 recommended deferring the decision about the DBE requirement to staff who are closest and have the
28 most knowledge of this situation. Additionally, there is a need to get these buildings down as quickly as
29 possible. The Board may want to examine policies about DBE contractors in the future – what are the
30 pros/cons to use them when it is not required.
31

32 **Upon Vote of the Amended Motion:**

33 Aye (4) – Bauer, Chaplan, Diel, Hannon

34 Nay (3) – Cho, Faron, Uchtmann

35 **MOTION CARRIED.**
36

37 **C. Administration Air Conditioner Unit Replacement Contract**

38 The rooftop air conditioning unit at CUMTD Administration Offices needs to be replaced. Five bids were
39 received – Reliable Plumbing & Heating in the amount of \$97,590 was the lowest responsive,
40 responsible bidder. Illinois Department of Transportation (IDOT) concurrence has been received for this
41 project.
42

43 **MOTION** by Ms. Chaplan to authorize the Managing Director to enter into a contract with Reliable
44 Plumbing & Heating in the amount of \$97,590 for a rooftop air conditioning unit; seconded by Ms.
45 Bauer.
46

47 Upon vote:

48 Aye (6) – Bauer, Chaplan, Diel, Faron, Hannon, Uchtmann

49 Nay (1) – Cho

50 **MOTION CARRIED.**
51

52 **D. Illinois Terminal Boiler Replacement Contract**

53 The existing boilers are failing at Illinois Terminal (IT). The District would like to use Debt Service
54 funding from the FY2017 Downstate Operating Assistance Program to purchase/install new high

1 efficiency condensing boilers to improve the overall building performance. IDOT concurrence to award
2 this contract has been requested.

3
4 **MOTION** by Ms. Chaplan to authorize the Managing Director to enter into a contract with Reliable
5 Plumbing & Heating in the amount of \$132,984 for four boilers; seconded by Ms. Bauer.

6
7 Upon vote:

8 Aye (6) – Bauer, Chaplan, Diel, Faron, Hannon, Uchtmann

9 Nay (1) – Cho

10 **MOTION CARRIED.**

11
12 E. Illinois Terminal HVAC Control System Upgrade

13 The HVAC control system at IT was installed in 1998 by Alpha Controls & Services and they actively
14 maintain this system. Due to proprietary/compatibility issues of this system, the District determined it
15 was necessary to complete this project as a single source procurement. Alpha Controls & Services
16 estimated \$99,975 to complete this project. IDOT concurrence to award this contract has been
17 received.

18
19 **MOTION** by Ms. Bauer to authorize the Managing Director to enter into a contract with Alpha Controls
20 & Services in the amount of \$99,975 for the HVAC Control System update at Illinois Terminal; seconded
21 by Ms. Chaplan. Upon vote, the **MOTION CARRIED** unanimously.

22
23 F. Illinois Terminal Elevator Repair

24 Staff noticed an issue with the floor of the elevator carriage not level with the floor of the building. After
25 three elevator technicians examined the situation, the consensus was a hydraulic fluid leak in the in-
26 ground cylinder. KONE Elevators & Escalators provided the lowest bid to replace the in-ground cylinder
27 for this emergency repair at \$49,560.

28
29 **MOTION** by Ms. Bauer to authorize the Managing Director to enter into a contract with KONE Elevators
30 & Escalators in the amount of \$49,560 for elevator repairs at Illinois Terminal; seconded by Mr.
31 Uchtmann. Upon vote, the **MOTION CARRIED** unanimously.

32
33 G. Storage Area Network (SAN) & Network Attached Storage (NAS) Contract

34 The existing SAN, a shared storage, is 91% full. The new SAN will offer more storage, better
35 performance and the ability to store virtual hard drives. The new NAS which holds server backups will
36 double CUMTD's current capacity. McNutt Consulting Services (MCS) will provide and install the new
37 SAN/NAS as they maintain the current systems and are knowledgeable about the District's extensive
38 technology operation. IDOT concurrence to award this contract has been received.

39
40 **MOTION** by Ms. Chaplan to authorize the Managing Director to enter into a contract with McNutt
41 Consulting Services in the amount of \$94,590.29 for SAN/NAS purchase, install and configure; seconded
42 by Mr. Hannon. Upon vote, the **MOTION CARRIED** unanimously.

43
44 H. Memorandum of Understanding (MOU) with the Champaign County Sheriff's Office to Provide
45 Transportation Services in the Event of an Emergency or Disaster

46 Mr. Gnadt reported that each party in this agreement, CUMTD and the Champaign County Sheriff's
47 Office (CCSO), absorbs their own cost to participate in emergency services as the need arises. This MOU
48 identifies the roles and responsibilities of the parties if transportation services are needed due to an
49 emergency or disaster.

50
51 **MOTION** by Mr. Uchtmann to authorize the Managing Director to execute this Memorandum of
52 Understanding between the District and the Champaign County Sheriff's Office for transportation
53 services in the case of an emergency or disaster; seconded by Mr. Hannon. Upon vote, the **MOTION**
54 **CARRIED** unanimously.

- 1
2
3
4
5
6
7
8
9
10
11
12
13
14
15
16
9. **Closed Session pursuant to 5 ILCS 120/2 (c) 6 to Consider Setting of a Price for Sale or Lease of Property owned by Champaign-Urbana Mass Transit District**
 10. **Closed Session pursuant to 5 ILCS 120/2 (c) 1, to Consider the Employment, Compensation, Discipline, Performance or Dismissal of an Employee and pursuant to 5 ILCS 120/2 (c) 2, to Consider Collective Negotiating Matters between Champaign-Urbana Mass Transit District and its Employees or their Representatives and pursuant to 5 ILCS 120/2 (c) 2, to Consider Salary Schedules for one or more Classes of Employees**
 11. **Closed Session pursuant to 5 ILCS 120/2 (c) 5 to Consider the Purchase or Lease of Real Property for the use of Champaign-Urbana Mass Transit District**
 12. **Closed Session pursuant to 5 ILCS 120/2 (c) 3 to Consider the Employment, Compensation, Discipline, Performance or Dismissal of a Public Official**

17
18
19
20
21
22
23
24
25
26

MOTION by Mr. Hannon to enter into closed session pursuant to 5 ILCS 120/2 (c) 6 to Consider Setting of a Price for Sale or Lease of Property owned by Champaign-Urbana Mass Transit District and pursuant to 5 ILCS 120/2 (c) 1, to Consider the Employment, Compensation, Discipline, Performance or Dismissal of an Employee and pursuant to 5 ILCS 120/2 (c) 2, to Consider Collective Negotiating Matters between Champaign-Urbana Mass Transit District and its Employees or their Representatives and pursuant to 5 ILCS 120/2 (c) 2, to Consider Salary Schedules for one or more Classes of Employees and pursuant to 5 ILCS 120/2 (c) 5 to Consider the Purchase or Lease of Real Property for the use of Champaign-Urbana Mass Transit District and pursuant to 5 ILCS 120/2 (c) 3 to Consider the Employment, Compensation, Discipline, Performance or Dismissal of a Public Official; seconded by Mr. Uchtmann.

27
28
29
30
31

Roll Call:

Aye (7) – Bauer, Chaplan, Cho, Diel, Faron, Hannon, Uchtmann

Nay (0)

MOTION CARRIED unanimously.

32
33
34
35

The Champaign-Urbana Mass Transit District Board of Trustees entered into closed session at 4:30 p.m.

The Champaign-Urbana Mass Transit District Board of Trustees returned to open session at 6:17 p.m.

36
37
38
39
40
41
42
43
44
45
46
47

13. **Approval of Managing Director’s Contract for FY2018-2022**

Mr. Uchtmann described the agreed upon Managing Director’s Contract as a 5-year term beginning July 1, 2017 with an initial base salary of \$158,000. There will be automatic annual raises of 2.75%. Other terms are the same as the existing contract.

MOTION by Mr. Uchtmann to approve the Managing Director’s Employment Contract effective July 1, 2017 through June 30, 2022 as distributed with the change in Section 4: Compensation, Paragraph (b) which will read, “Beginning on each subsequent July 1st of this Agreement, GNADT shall be paid a new base annual salary determined by increasing his base salary the preceding year by 2.75%”. The rest of Paragraph (b) shall be stricken and the rest of the contract is unaltered; seconded by Ms. Bauer. Upon vote, the **MOTION CARRIED** unanimously.

48
49
50
51
52
53

14. **Next Meeting**

A. Regular Board of Trustees Meeting

April 26, 2017 – 3:00 p.m. at City of Champaign Council Chambers, 102 North Neil Street, Champaign

15. **Adjournment**

MOTION by Ms. Chaplan to adjourn the meeting; seconded by Ms. Bauer. Upon vote, the **MOTION CARRIED** unanimously.

There being no further business, Mr. Diel adjourned the meeting at 6:24 p.m.

Submitted by:

Recording Secretary

Approved:

Board of Trustees Chair

MTD MANAGING DIRECTOR OPERATING NOTES

March 2017

RIDERSHIP

Monthly Ridership

■ FY2016

■ FY2017

■ 5 Year Average

1,266,676

1,251,352

1,262,203

↓ -1.21%

↓ -0.86%

March

Year-to-Date Ridership

■ FY2016

■ FY2017

■ 5 Year Average

10,156,711

9,704,449

10,064,537

↓ -4.45%

↓ -3.58%

Year-to-Date

March ridership was 1,251,352 or 1.21% below March, 2016 (1,266,676). Year-to-date ridership was 9,704,449 or 4.45% below FY2016 (10,156,711).

OPERATING REVENUE

Monthly Operating Revenue

■ FY2016

■ FY2017

\$802,687

\$825,409

↑ 2.80%

February

Year-to-Date Operating Revenue

■ FY2016

■ FY2017

\$6,684,549

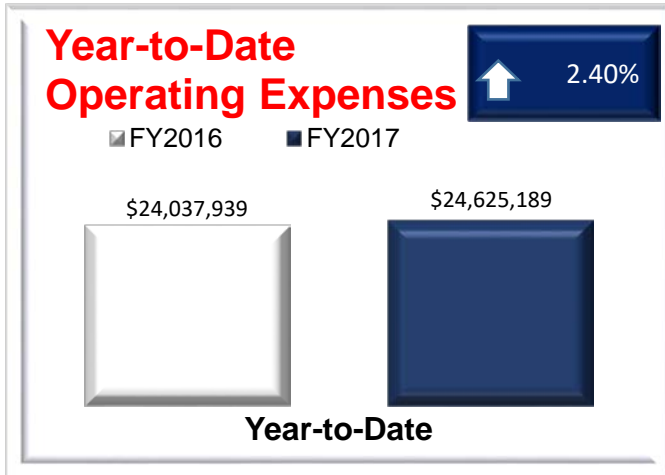
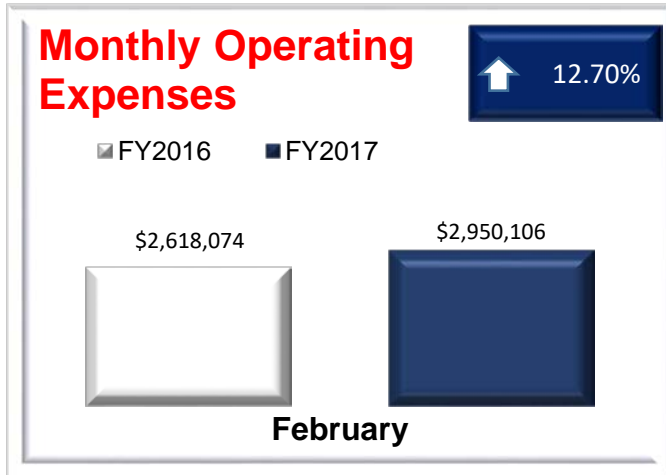
\$6,812,887

↑ 1.90%

Year-to-Date

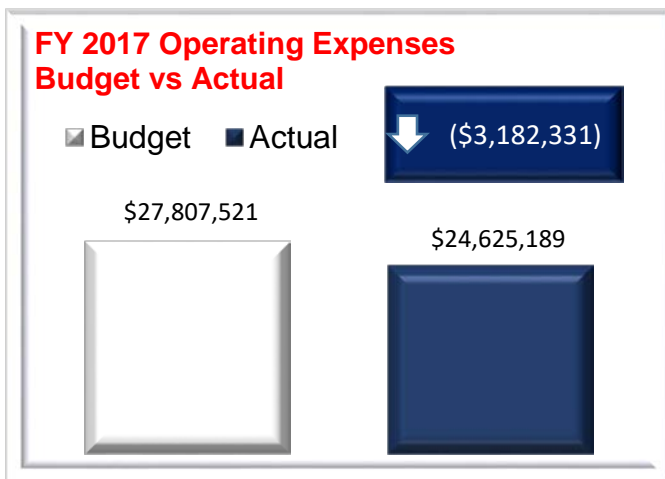
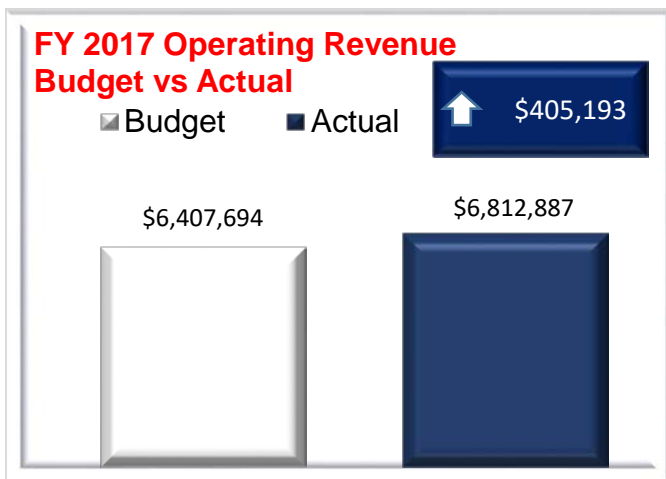
March, 2017 operating revenue was \$825,409 or 2.80% above March, 2016 (\$802,687). Year-to-date operating revenue was \$6,812,887 or 1.90% above FY2016 (\$6,684,549).

OPERATING EXPENSES



March operating expenses were \$2,950,106 or 12.70% above March, 2016 (\$2,618,074). Year-to-date operating expenses were \$24,625,189 or 2.40% above FY2016 (\$24,037,939).

YEAR-TO-DATE REVENUE & EXPENSES



Year-to-date operating revenues are \$405,193 above budget while operating expenses are \$3,182,331 under budget.

MANAGING DIRECTOR'S NOTES

Construction of the CDL Training Facility (1207) continues. The building permit has been issued by the City and the contractor immediately started pouring the footings. Framing will begin soon.

MCORE construction also continues, and already significant activity can be seen. The MCORE Partner Communication Committee continues to push out a variety of different forms of communiques to the community. For instance, we frequently tweet information like this:



Andrew Johnson, our new Chief Operating Officer began on April 3, 2017. He will give a short introduction of himself to the Board at the meeting. There is a tremendous amount of assimilation for Andrew to undergo, but he brings such a wealth of experience with him that he is exceptionally capable of accomplishing it.

BOARD PRIORITIES

Customer Service

ISO 9001:2015 – Staff continues to work on merging our existing ISO 14001:2004 (Environmental Sustainability Management System) certification with the upcoming ISO 9001:2015 (Quality Management System) certification. That effort will also update the 14001:2004 to the 14001:2015 standard. The plan is to do a transition audit for the ESMS system to 14001:2015 in September and we will do the initial certification for the 9001:2015 system during the summer of 2018.

Ridership Study

The project group from the U of I Computer Science class that has been assigned to our project has realigned their efforts. The group's focus on video technology with the same goal has been difficult. With the end of the semester arriving so soon, it is currently unknown if we will see a functioning product in time. We will work with Professor Woodley on next steps.

Development Efforts

Illinois Terminal Expansion – Ratio Architects continues to meet with each of the key stakeholders, in order to develop budget & funding scenarios, as well as a conceptual plan.

Downtown Urbana Transit Facility – Conversations have continued with property owners of potential sites to evaluate viability.

Route Analysis

The GATA requirements were significantly different enough so that IDOT asked us to complete a whole new application for the analysis. That has been submitted, and we are now waiting again to hear back from IDOT.

ONGOING PROJECTS

Staff continues to work on a number of projects including:

- MCORE – While construction progresses on Projects 1, 2, & 3; design work has begun for Projects 4, 5, & 6.
- U of I contract negotiation - discussions with U of I staff continue.
- Service development for YMCA, Carle at the Fields, and SW Champaign.
- Designated Stops program roll-out. Open Houses are scheduled for May 3 & 24, 2017.

PASSENGER Transport

(75)TH
ANNIVERSARY

THE SOURCE FOR PUBLIC TRANSPORTATION NEWS AND ANALYSIS

MONDAY, MARCH 27, 2017 | VOLUME 75, NO. 6

Transit Technology's 'Next Big Thing'

Industry Leaders Assess Future

Public transportation has a long history of adopting, adapting and maximizing new technology, from replacing horse-drawn vehicles with steam engines in the mid-1800s to swapping gas-powered motors for diesel engines in the 1960s to the highly complex, integrated, digital systems routine in many operations today.

What's next? Autonomous vehicles? Widespread adoption of electric or

hydrogen buses? The Internet of Things? Big data? ITS to connect it all? Or will

the next transformation be driven by riders' preferences and lifestyles?

All of the above, predict some industry experts.

As APTA's TransITech Conference begins, *Passenger Transport* asked a few industry leaders to look

ahead and share their thoughts about transportation technology's next big thing. See pages 4 and 5.

10
ONE QUESTION

Technology's Four Critical Impacts

William Tsuei

Director of IT, Access Services
El Monte, CA
Chair, APTA Information
Technology Committee
Member, APTA Board of
Directors



1990s. Almost everyone and everything is influenced by the Tech Four—Google, Apple, Facebook and Amazon—in a dramatic way, as described by renowned tech columnist Walt Mossberg.

The APTA Information Technology Committee's mission is to share resources and introduce new technologies, which

ONE QUESTION CONTINUED ON PAGE 4

INFORMATION technology has been a major driving force in stimulating global economic growth since the

ONE QUESTION

CONTINUED FROM PAGE 3

are increasingly critical as the industry balances its focus on day-to-day operations, safety and security and rolling stock with a constant commitment to the future. We really need to ask ourselves, "What's really coming in the technology pipeline that will change the transit landscape as we are moving forward?"

Here are a few of the "next big things" coming to transit, which are in line with this year's TransITech Confer-

ence presentation sessions:

■ Multimodal User Centric Mobile

Solutions: This is not your traditional mobile trip planner or mobile ticketing app or combination of the two. It is a solution to provide all modes of transportation at users' fingertips when they need to make their own transportation decisions. It also provides a single payment method for the mode(s) they have chosen.

■ **Automated Vehicles:** This trend describes not only connected vehicles, but also autonomous vehicles and hyperloop. It will dramatically change the transportation landscape, including the role of public transit agencies in providing transportation solutions.

■ **IoT (Internet of Things) with AI (Artificial Intelligence):** This advance is no longer a typical big data analytic activity. IoT in the future will quickly collect massive amounts of data (measured in such sizes as petabyte, exabyte, zettabyte or even yottabyte quantities). Machine learning with AI

on IoT data will quickly transform travel patterns and transportation usage of the future, not to mention business opportunities for the private sector.

■ **5G Infrastructure:** All of the above trends need reliable, secured communication networks to cover the transmission of structured and unstructured data simultaneously. 5G, along with higher cybersecurity requirements in the standard setting, will lead the way in mobile communications to fulfill the future data communications requirements.

Tsuei is the former chief technology officer, Valley Metro, Phoenix.

Seamless Fare Collection for Mobility Management

Kim Green

Executive Director
Genfare
Elk Grove Village, IL
Secretary-Treasurer, APTA
Executive Committee



AT GENFARE, we believe that fare collection technology can enhance the public perception of transit by delivering the simplest and easiest to use rider experience for the fairest price possible.

Fare collection systems should be intuitive, user friendly and allow for seamless mobility across all transport modes. As mobility options become more connected, we want systems that will make the user experience pleasant and convenient.

An important aspect of the rider experience today is for the agency to provide mixed fare options for its passengers. Customer convenience can be one of the key factors in retaining riders and ridership growth.

By embracing the new technologies available in fare collection systems, including mixed fare options, an agency can guarantee that it will be able to provide the most convenient and economical fare options for its passengers. By allowing fare payment by smartcards, mobile phones, magnetic stripe cards/tickets or cash, agencies can ensure that they have the right fare product offerings for all of their diverse riders.

Different fare payment options appeal to different ridership groups. By offering multiple payment options, agencies make it easy and convenient for their customers to pay their fares. Public transportation is competing with more and different types of mobility options—transit must make sure it stays at the forefront of technology.

We think fare collection will change

ONE QUESTION CONTINUED ON PAGE 5

dramatically as public transit agencies move from bus and train operators to mobility managers. The future holds great promise for a much more connected mobility platform with a variety of options and choices available to the

riding public. Fare collection systems can unite all forms of mobility management and give the user the greatest number of alternatives to meet their travel needs. That's where Genfare is headed.

Data Delivery Is the Thread

Karl P. Gnad
Managing Director
Champaign-Urbana Mass
Transit District (IL)
Member, Information
Technology Committee



PREDICTING THE next big thing seems to be the next big thing. The rapid pace that technology is changing has created a whole new playing field for prognosticating the future.

Whether it's the new gimmick from Google or new app from Apple, the rapidity of change is astounding. Relative to transportation and public transit specifically, new technologies are cropping up faster than agencies can fund them. EXPO will once again this year highlight new ways to track our vehicles, share our rides, buy our fares and deliver our data. Bingo.

Deliver our data. The one thread that weaves its way through all those other means and methods of technology growth is the data that we can provide those technology outputs. Simply tracking our buses and delivering real-time

information to our customers will soon not be enough. Remember when that was so cutting edge 10-15 years ago? That was so yesterday. Now it's just expected. Everybody better be doing it—it's as basic as providing seats.

So what's next on the data delivery front? Can we tell our passengers how many people are on the bus? Or how many bicycle racks are open on the train? Can we deliver data to Uber and Lyft so that their services can seamlessly be integrated into ours? And what else hasn't been thought of yet?

And if we're just delivering the data, can we foster a culture where the creatives can develop their own open-source products to utilize and share our data? Fostering that culture means we have to participate in the conversation and engage in conversations with vendors and academics and, most of all, our customers.

The mind boggles at the wide-open frontier ahead of us. I suspect that data delivery will be the bullet train that carries public transit through that landscape.

Vehicle to Infrastructure Connections

Tina Quigley
General Manager
Regional Transportation
Commission of Southern
Nevada (RTC)
Las Vegas
Member, APTA Board of Directors



lished the foundation for how local governments and auto manufacturers can develop meaningful policies, build infrastructure and connect our systems to accommodate V2I technology that improves mobility, increases safety and reduces congestion.

While no one knows what the future holds, we are certainly planning for it. The RTC actively seeks out innovative ways to overlay new technologies and services with our current transportation network in order to continue to improve the overall system.

As an example, we are currently in the process of launching a pilot program aimed at enhancing the customer experience while also creating a more cost-effective transportation model by partnering with TNCs and taxi companies to offer same-day, on-demand paratransit and senior and transportation options. We will also study new emerging technologies and their short- and long-term impacts on transportation planning and infrastructure.

Bottom line—we are embracing innovation and working toward creating a smart community. New technologies, paired with several long-range plans aimed at moving more people safer, quicker and more efficiently, will help ensure that Southern Nevada is ready for what the future holds.

THE RTC RECENTLY introduced several new updates to our transit system that are enhancing the travel experience of our residents and visitors. We implemented new touch-screen TVMs, a mobile-ticketing app and complimentary Wi-Fi on all fixed-route vehicles. These upgrades allow transit riders to stay connected and enable us to provide customers with close to real-time bus location information.

Additionally, Southern Nevada recently became the first region in the U.S. to implement Vehicle to Infrastructure (V2I) technology by connecting our traffic signal network to vehicles thanks to a partnership with Audi and its "Time to Green" technology.

This technology provides real-time information to the driver, including when green lights will occur, and ultimately connects the car with the RTC's traffic management center.

This data will help our traffic management center improve mobility and better manage congestion. This precedent-setting partnership has estab-

Automation and Connectivity

Thomas Lambert
President & CEO
Metropolitan Transit Authority
of Harris County
Houston
Member, APTA Board of
Directors



LIKE MANY LARGE urbanized areas, Houston faces complex mobility challenges. On any given day, our regional transportation system must move five million people on a roadway network that is at capacity.

Providing 110 million passenger trips per year, Houston METRO is a critical variable in this equation. Technology has provided many solutions to regional mobility challenges and continues to transform the way people interact with transportation systems.

METRO believes that the next driver of change will come from the automotive industry's global research involving automation and connectivity. Public transit has the opportunity to leverage these technologies to improve public safety, increase operational efficiency and maximize mobility. As near-term applications, METRO is interested in bus platooning and automated shuttles.

METRO owns and operates more than 100 miles of dedicated high-occupancy vehicle/high-occupancy toll lanes and

believes that these corridors could be used to deploy platooned buses. Platooned buses operate similarly to trains with close following distances and autonomously controlled braking and accelerating. Platooning may increase operational efficiencies by increasing fuel economy and increasing high-capacity transit without additional

infrastructure.

METRO also focuses on automated shuttles for campuses, medical centers and other geographically defined areas where vehicles can operate safely at slow speeds in mixed traffic. Imagine a shuttle that would operate both on-demand (summoned by customers through their smartphones) and at various pre-defined

locations. In both scenarios, customers would be fed into transit hubs to bridge first/last mile connections.

Texas' recent designation by U.S. DOT as an Automated Vehicle Proving Ground sends a strong signal that our state is open for innovation. We are excited to test these technologies in living lab environments in Houston.

Champaign-Urbana Mass Transit District

Monthly Ridership

Fiscal-Year-to-Date Ridership

	March 2017	Fiscal YTD
Adult Rides	42,149	396,489
School Rides	37,438	318,047
DASH/Senior - E & D Rides	52,222	465,780
U of I Faculty/Staff Rides	43,975	339,347
Annual Pass Rides	83,458	753,629
U of I Student Rides	962,034	7,173,666
All Day Pass Rides	571	7,657
Transfers	13,980	130,934
Saferides Rides	4,750	29,933
Total Unlinked Passenger Rides	1,240,577	9,615,482
Half-Fare Cab Subsidy Rides	1,400	12,979
ADA Rides	9,375	75,988
TOTAL	1,251,352	9,704,449

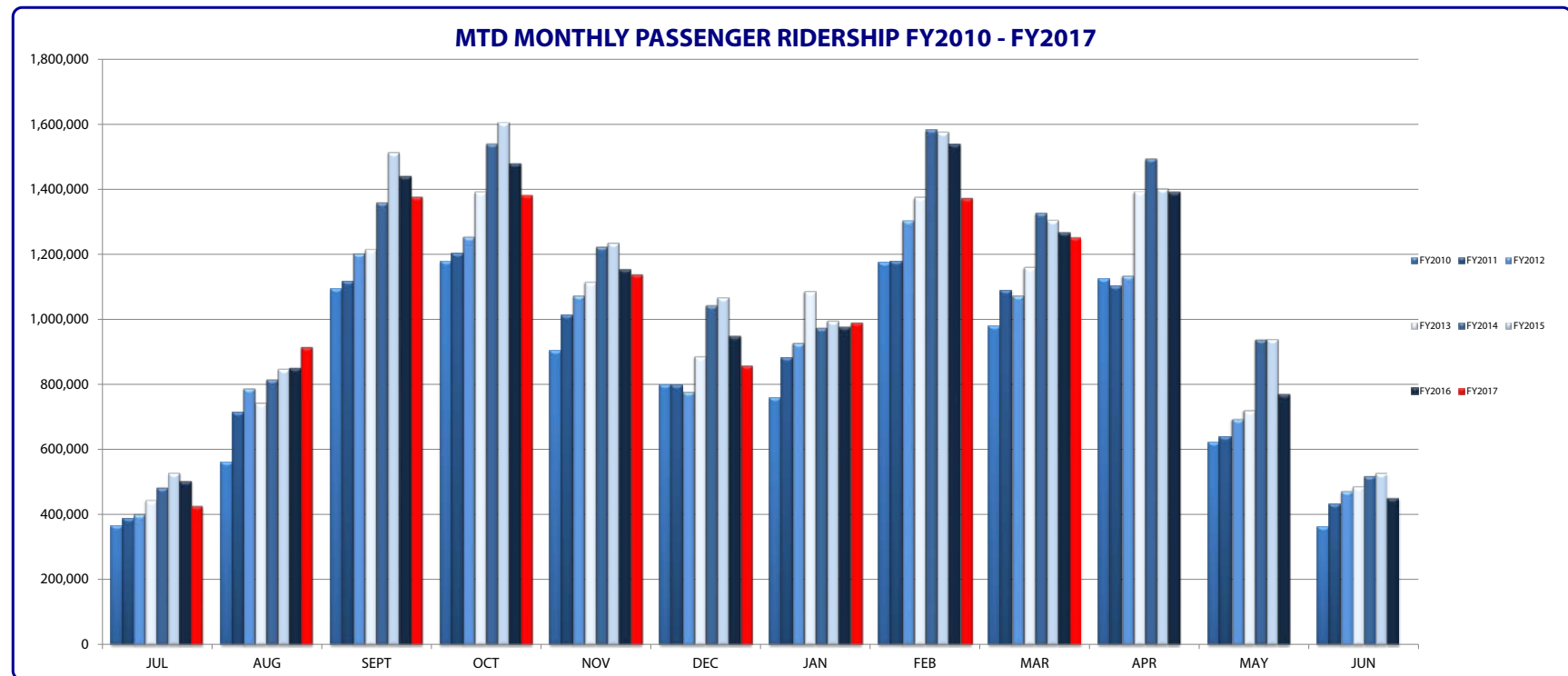
Champaign-Urbana Mass Transit District

Fiscal-Year-to-Date Ridership Comparison

	Mar-17	Mar-16	% Change	FY17 YTD	FY16 YTD	% Change
Adult Rides	42,149	49,054	-14.1%	396,489	434,142	-8.7%
School Rides	37,438	37,948	-1.3%	318,047	343,574	-7.4%
DASH/Senior - E & D Rides	52,222	53,895	-3.1%	465,780	474,897	-1.9%
U of I Faculty/Staff Rides	43,975	38,876	13.1%	339,347	340,644	-0.4%
Annual Pass	83,458	93,978	-11.2%	753,629	835,720	-9.8%
U of I Student Rides	962,034	962,123	0.0%	7,173,666	7,460,637	-3.8%
All Day Passes	571	787	-27.4%	7,657	9,454	-19.0%
Transfers	13,980	15,181	-7.9%	130,934	137,590	-4.8%
Saferides	4,750	4,721	0.6%	29,933	37,179	-19.5%
Total Unlinked Passenger Rides	1,240,577	1,256,563	-1.3%	9,615,482	10,073,837	-4.5%
Half-Fare Cab Subsidy Rides	1,400	1,561	-10.3%	12,979	10,485	23.8%
ADA Rides	9,375	8,552	9.6%	75,988	72,389	5.0%
TOTAL	1,251,352	1,266,676	-1.2%	9,704,449	10,156,711	-4.5%

	Mar-17	Mar-16
Weekdays	23	23
UI Weekdays	18	18
Saturdays	4	4
UI Saturdays	2	2
Sundays	4	3
UI Sundays	3	2
Champaign Schools Days	16	15
Urbana School Days	17	18
Holidays	0	1
Average Temperature	44	48
Total Precipitation	2.12	3.05
Average Gas Price	\$2.26	\$1.79

	FY2010	FY2011	FY2012	FY2013	FY2014	FY2015	FY2016	FY2017
JUL	365,289	387,210	401,883	447,178	487,363	529,018	503,481	426,920
AUG	559,380	714,304	787,817	745,337	817,249	848,165	851,098	914,406
SEPT	1,093,712	1,117,050	1,203,512	1,215,967	1,358,928	1,514,019	1,439,491	1,375,803
OCT	1,178,063	1,201,806	1,254,804	1,391,576	1,538,309	1,606,340	1,478,275	1,380,990
NOV	905,337	1,011,472	1,073,953	1,115,234	1,223,026	1,236,071	1,153,897	1,137,573
DEC	798,794	797,556	777,617	887,209	1,044,064	1,068,608	949,030	857,837
JAN	757,365	881,575	927,630	1,086,962	975,863	996,469	977,223	989,700
FEB	1,175,703	1,177,828	1,305,142	1,374,653	1,582,330	1,576,687	1,537,540	1,371,778
MAR	979,460	1,089,206	1,073,789	1,160,228	1,327,336	1,305,425	1,266,676	1,251,352
APR	1,123,869	1,101,360	1,134,560	1,392,237	1,492,613	1,402,475	1,391,286	
MAY	621,396	638,216	693,620	722,264	939,758	940,147	770,860	
JUN	361,625	431,537	473,304	489,327	522,493	528,360	451,663	



Champaign-Urbana Mass Transit District

April 18, 2017

Route Performance Report

March 2017

Weekdays

	Passengers	Percent of Group Ridership *	Revenue Hours	Passengers Per Revenue Hour	Revenue Hour Performance Comparison +	Revenue Miles	Passengers Per Revenue Mile	Revenue Mile Performance Comparison +
Daytime Campus Fixed Route	600,921		4,142.0	145.1		44,146.0	13.6	
1 YELLOWhopper	79,508	13.23%	476.6	166.82	1.15	4,896.0	16.24	1.19
10 GOLDHopper	53,341	8.88%	438.0	121.78	0.84	5,632.0	9.47	0.70
12 Teal	92,796	15.44%	585.6	158.46	1.09	6,358.0	14.60	1.07
13 Silver	105,862	17.62%	664.6	159.29	1.10	7,710.0	13.73	1.01
21 Raven	6,720	1.12%	241.6	27.81	0.19	1,990.0	3.38	0.25
22 Illini	262,694	43.72%	1,735.6	151.36	1.04	17,560.0	14.96	1.10
Daytime Community Fixed Route	423,456		10,370.8	40.8		137,124.9	3.1	
1 Yellow	62,580	14.78%	940.0	66.57	1.63	11,814.0	5.30	1.72
2 Red	40,586	9.58%	997.4	40.69	1.00	12,748.0	3.18	1.03
3 Lavender	22,091	5.22%	578.2	38.21	0.94	8,020.1	2.75	0.89
4 Blue	19,079	4.51%	544.0	35.07	0.86	7,280.0	2.62	0.85
5 Green	77,581	18.32%	1,548.7	50.10	1.23	21,061.4	3.68	1.19
5 GREENhopper	42,010	9.92%	671.6	62.55	1.53	8,729.8	4.81	1.56
6 Orange	17,602	4.16%	675.1	26.07	0.64	8,384.2	2.10	0.68
6 ORANGEhopper	7,930	1.87%	117.0	67.78	1.66	1,384.0	5.73	1.86
7 Grey	35,507	8.39%	986.4	36.00	0.88	13,750.7	2.58	0.84
8 Bronze	6,330	1.49%	298.6	21.20	0.52	4,176.0	1.52	0.49
9 Brown	38,008	8.98%	1,485.2	25.59	0.63	14,831.9	2.56	0.83
10 Gold	45,437	10.73%	829.1	54.80	1.34	12,064.9	3.77	1.22
11 Ruby	552	0.13%	107.0	5.16	0.13	2,026.0	0.27	0.09
14 Navy	2,979	0.70%	91.6	32.52	0.80	1,736.0	1.72	0.56
16 Pink	5,184	1.22%	501.0	10.35	0.25	9,118.0	0.57	0.18

* The Percent of Group Ridership shows how the ridership for the route compares to the group

+ Performance Comparison shows each Route's Passengers Per Revenue Hour or Mile compared to the Route Group's average. Routes that are continually above 1.5 or below 0.5 may need to be examined as they are not performing within the Group Standards.

Champaign-Urbana Mass Transit District

April 18, 2017

Route Performance Report

March 2017

Weekdays

	Passengers	Percent of Group Ridership *	Revenue Hours	Passengers Per Revenue Hour	Revenue Hour Performance Comparison +	Revenue Miles	Passengers Per Revenue Mile	Revenue Mile Performance Comparison +
Evening Campus Fixed Route	121,842		1,436.4	84.8		14,955.8	8.1	
120 Teal	20,382	16.73%	276.0	73.85	0.87	3,132.0	6.51	0.80
130 Silver	14,355	11.78%	108.6	132.18	1.56	1,305.8	10.99	1.35
220 Illini	87,105	71.49%	1,051.8	82.82	0.98	10,518.0	8.28	1.02
Evening Community Fixed Route	56,198		1,705.2	33.0		23,932.5	2.3	
50 Green	16,979	30.21%	425.4	39.92	1.21	5,777.7	2.94	1.25
50 GREENhopper	10,191	18.13%	202.6	50.30	1.53	2,676.0	3.81	1.62
70 Grey	6,915	12.30%	273.2	25.31	0.77	3,902.0	1.77	0.75
100 Yellow	19,964	35.52%	595.5	33.53	1.02	7,655.6	2.61	1.11
110 Ruby	800	1.42%	77.0	10.39	0.32	1,940.0	0.41	0.18
180 Lime	1,349	2.40%	131.6	10.25	0.31	1,981.2	0.68	0.29

* The Percent of Group Ridership shows how the ridership for the route compares to the group

+ Performance Comparison shows each Route's Passengers Per Revenue Hour or Mile compared to the Route Group's average. Routes that are continually above 1.5 or below 0.5 may need to be examined as they are not performing within the Group Standards.

Champaign-Urbana Mass Transit District

April 17, 2017

Route Performance Report

March 2017

Weekends

	Passengers	Percent of Group Ridership *	Revenue Hours	Passengers Per Revenue Hour	Revenue Hour Performance Comparison +	Revenue Miles	Passengers Per Revenue Mile	Revenue Mile Performance Comparison +
Campus Fixed Route	78,513		1,082.4	72.5		14,138.3	5.6	
120 Teal	21,939	27.94%	290.9	75.16	1.04	3,107.6	7.06	1.27
130 Silver	15,996	20.37%	199.2	79.90	1.10	2,146.0	7.45	1.34
220 Illini	40,578	51.68%	592.4	68.39	0.94	8,884.7	4.57	0.82
Community Fixed Route	63,708		1,825.7	34.9		25,365.6	2.5	
20 Red	3,261	5.12%	126.5	25.57	0.73	1,591.6	2.05	0.82
30 Lavender	3,637	5.71%	155.1	23.30	0.67	2,342.4	1.55	0.62
50 Green	13,746	21.58%	278.5	49.18	1.41	3,491.4	3.94	1.57
50 GREENhopper	2,085	3.27%	39.8	51.10	1.46	497.2	4.19	1.67
70 Grey	10,890	17.09%	379.2	28.64	0.82	5,084.2	2.14	0.85
100 Yellow	26,690	41.89%	572.2	46.56	1.33	7,226.0	3.69	1.47
110 Ruby	1,503	2.36%	96.4	15.43	0.44	2,442.0	0.62	0.24
180 Lime	1,896	2.98%	178.0	10.59	0.30	2,690.8	0.70	0.28

* The Percent of Group Ridership shows how the ridership for the route compares to the group

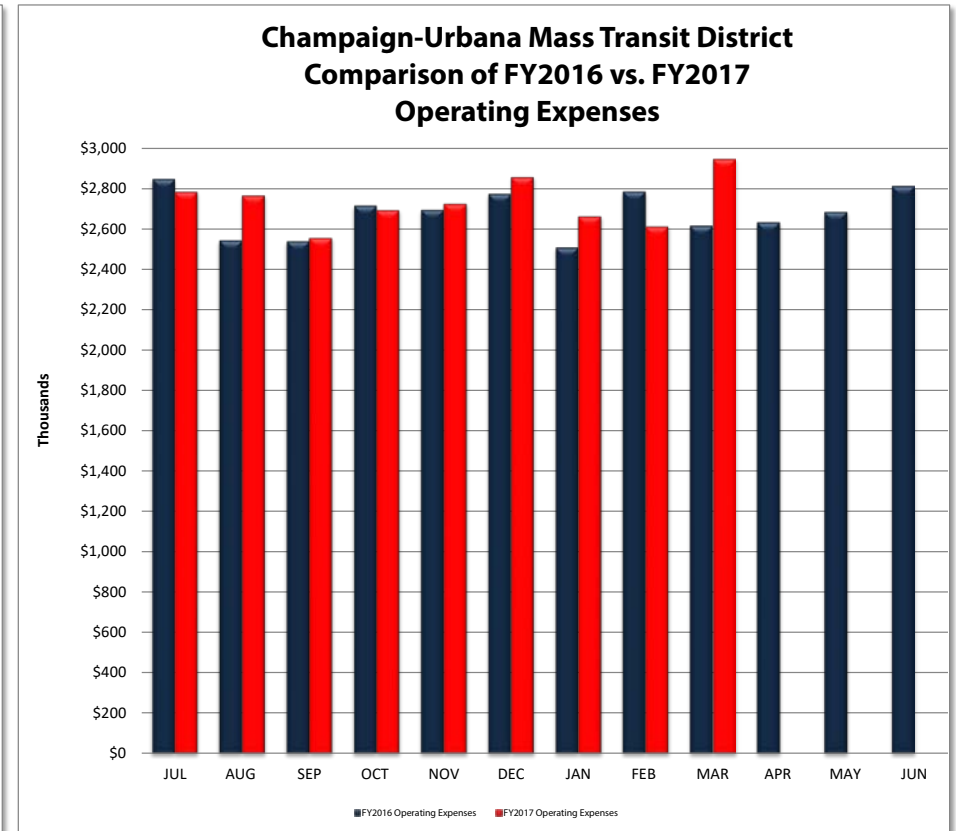
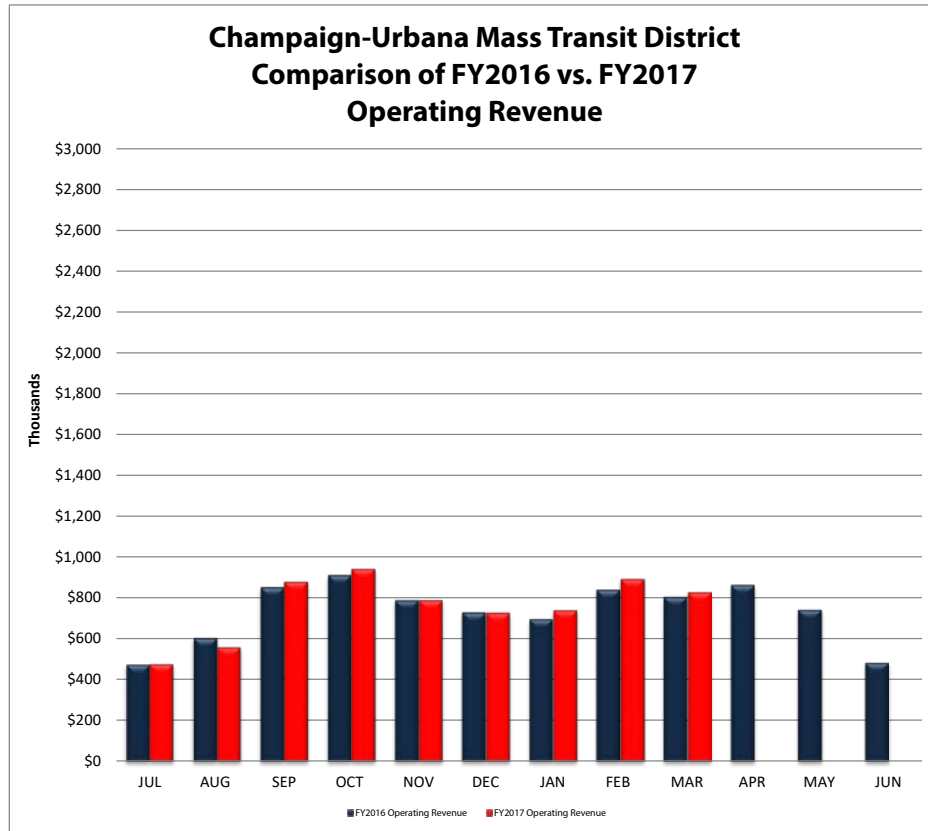
+ Performance Comparison shows each Route's Passengers Per Revenue Hour or Mile compared to the Route Group's average. Routes that are continually above 1.5 or below 0.5 may need to be examined as they are not performing within the Group Standards.

Champaign-Urbana Mass Transit District

Comparison of FY2017 vs FY2016 Revenue and Expenses

April 19, 2017

	JUL	AUG	SEP	OCT	NOV	DEC	JAN	FEB	MAR	APR	MAY	JUN
FY2016 Operating Revenue	\$473,049	\$602,976	\$849,837	\$909,756	\$786,356	\$726,972	\$695,137	\$837,781	\$802,687	\$861,051	\$739,249	\$482,258
FY2017 Operating Revenue	\$474,927	\$558,043	\$876,551	\$938,969	\$787,082	\$725,321	\$737,305	\$889,281	\$825,409			
FY2016 Operating Expenses	\$2,848,493	\$2,544,877	\$2,541,278	\$2,716,857	\$2,696,312	\$2,775,265	\$2,509,492	\$2,787,292	\$2,618,074	\$2,634,538	\$2,685,735	\$2,813,123
FY2017 Operating Expenses	\$2,787,063	\$2,768,438	\$2,557,657	\$2,695,448	\$2,726,674	\$2,859,921	\$2,664,716	\$2,615,167	\$2,950,106			
FY2016 Operating Ratio	16.61%	23.69%	33.44%	33.49%	29.16%	26.19%	27.70%	30.06%	30.66%	32.68%	27.53%	17.14%
FY2017 Operating Ratio	17.04%	20.16%	34.27%	34.84%	28.87%	25.36%	27.67%	34.00%	27.98%			



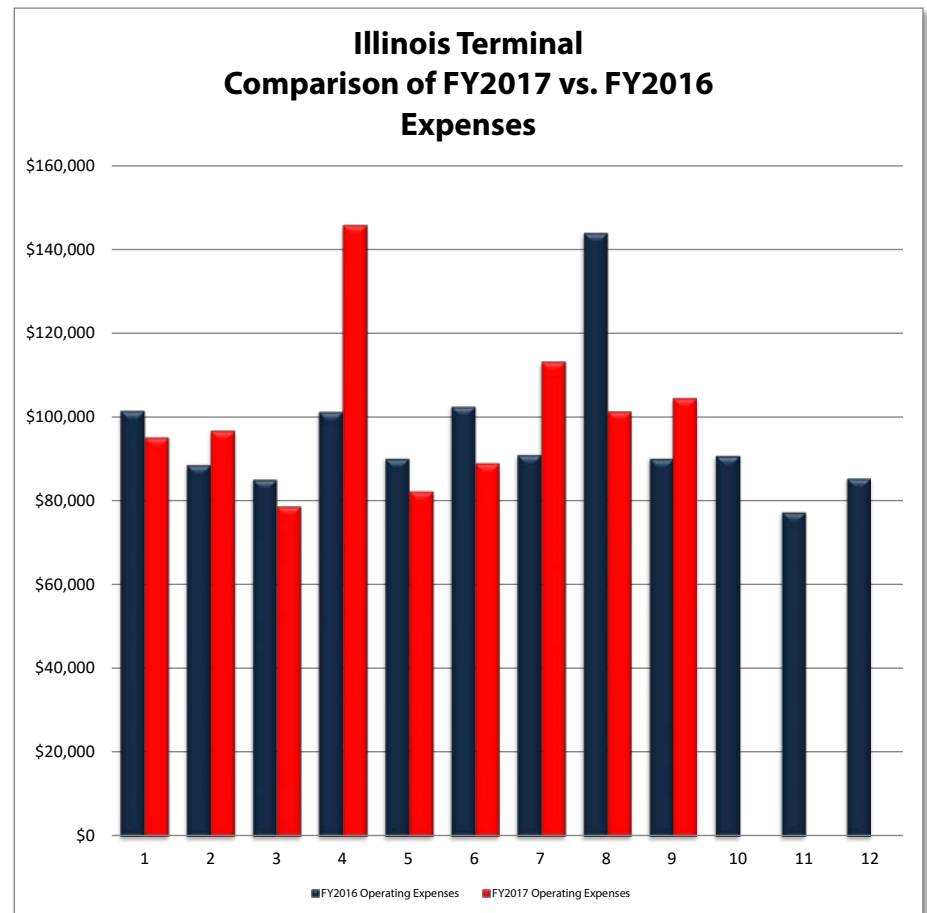
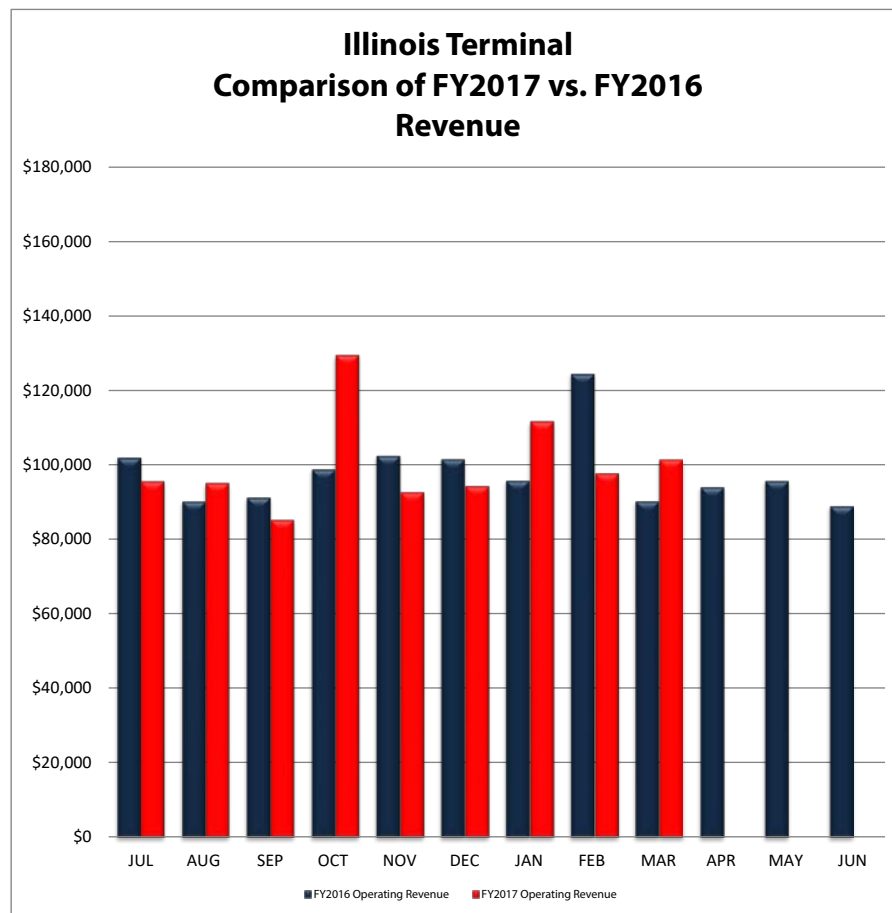
Champaign-Urbana Mass Transit District

Illinois Terminal

Comparison of FY2017 vs FY2016 Revenue and Expenses

April 19, 2017

	JUL	AUG	SEP	OCT	NOV	DEC	JAN	FEB	MAR	APR	MAY	JUN	Last 12 Months
FY2016 Operating Revenue	\$101,981	\$90,271	\$91,264	\$98,879	\$102,509	\$101,605	\$95,841	\$124,492	\$90,337	\$94,031	\$95,734	\$88,991	Revenue
FY2017 Operating Revenue	\$95,557	\$95,109	\$85,255	\$129,422	\$92,638	\$94,275	\$111,695	\$97,696	\$101,439				\$1,181,841
FY2016 Operating Expenses	\$101,756	\$88,858	\$85,356	\$101,479	\$90,306	\$102,741	\$91,247	\$144,088	\$90,305	\$91,002	\$77,556	\$85,641	Expenses
FY2017 Operating Expenses	\$95,173	\$96,774	\$78,703	\$145,807	\$82,286	\$88,969	\$113,240	\$101,343	\$104,502				\$1,160,997
FY2016 Operating Ratio	100.2%	101.6%	106.9%	97.4%	113.5%	98.9%	105.0%	86.4%	100.0%	103.3%	123.4%	103.9%	Ratio
FY2017 Operating Ratio	100.4%	98.3%	108.3%	88.8%	112.6%	106.0%	98.6%	96.4%	97.1%				101.8%



HOURS	Mar 2016	Mar 2017	% Change	FY2016 to Date	FY2017 to Date	% Change
Passenger Revenue	24,740.42	24,275.77	-1.9%	207,997.32	204,769.80	-1.6%
Vacation/Holiday/Earned Time	5,689.16	6,108.08	7.4%	61,135.30	54,937.98	-10.1%
Non-Revenue	6,581.77	6,027.96	-8.4%	54,037.61	59,829.79	10.7%
TOTAL	37,011.35	36,411.81	-1.62%	323,170.23	319,537.57	-1.12%

REVENUE/EXPENSES	Mar 2016	Mar 2017	% Change	FY2016 to Date	FY2017 to Date	% Change
Operating Revenue	\$802,686.55	\$825,409.02	2.8%	\$6,684,548.93	\$6,812,887.27	1.9%
Operating Expenses	\$2,618,074.03	\$2,950,105.57	12.7%	\$24,037,939.24	\$24,625,189.36	2.4%
Operating Ratio	30.66%	27.98%	-8.7%	27.81%	27.67%	-0.5%
Passenger Revenue/Revenue Vehicle Hour	\$25.24	\$26.16	3.6%	\$25.11	\$25.85	3.0%

RIDERSHIP	Mar 2016	Mar 2017	% Change	FY2016 to Date	FY2017 to Date	% Change
Revenue Passenger	1,241,382	1,226,597	-1.2%	9,934,247	9,756,042	-1.8%
Transfers	15,181	13,980	-7.9%	137,590	130,934	-4.8%
Total Unlinked	1,256,563	1,240,577	-1.3%	10,073,837	9,615,482	-4.5%
ADA Riders	8,552	9,375	9.6%	72,389	75,988	5.0%
Half Fare Cab	1,561	1,400	-10.3%	10,485	12,979	23.8%
TOTAL	1,266,676	1,251,352	-1.21%	10,156,711	9,704,449	-4.45%

PASSENGERS/REVENUE HOUR	Mar 2016	Mar 2017	% Change	FY2016 to Date	FY2017 to Date	% Change
Unlinked Passengers/Revenue Vehicle Hour	50.79	51.10	0.6%	48.43	46.96	-3.0%

Champaign Urbana Mass Transit District

Budget Analysis Report

Fiscal Year: 2017		Period 9	Division: 00 Champaign Urbana Mass Transit District				As of: 04/17/2017	
March 2017	Budget This Period	March 2016	Act/Bgt Var %		2017 YTD	July Thru March Budget YTD	2016 YTD	Act/Bgt Var %
4000000000 ***** R E V E N U E *****								
4000000099 ** TRANSPORTATION REVENUE								
4010000000 * PASSENGER FARES								
57,843.47	62,500.00	59,756.45	-7.45%	4010100000 FULL ADULT FARES	552,208.70	562,500.00	557,858.15	-1.83%
1,234.00	1,666.67	1,632.00	-25.96%	4010300000 STUDENT FARES	11,048.00	15,000.03	13,397.00	-26.35%
-3.00	0.00	0.00	-100.00%	4010700000 FARE REFUNDS	-135.00	0.00	-61.50	-100.00%
14,909.08	21,666.67	18,193.00	-31.19%	4010800000 ANNUAL PASS REVENUE	139,688.49	195,000.03	162,332.00	-28.36%
6,717.86	8,333.33	4,815.73	-19.39%	4011000000 HALF FARE CAB	60,668.62	74,999.97	45,834.67	-19.11%
3,956.00	4,291.67	4,128.50	-7.82%	4011100000 ADA TICKETS & FARES	31,197.01	38,625.03	29,497.50	-19.23%
84,657.41	98,458.34	88,525.68	-14.02%	4019900099 * TOTAL PASSENGER FARES	794,675.82	886,125.06	808,857.82	-10.32%
550,317.66	525,800.00	535,908.93	4.66%	4020300000 U OF I CAMPUS SERVICE	4,499,130.52	4,289,800.00	4,414,062.17	4.88%
19,560.91	17,916.67	18,903.00	9.18%	4020500000 ADA - U I & DSC CONTRACTS	176,048.19	161,250.03	170,127.00	9.18%
59,271.00	52,217.00	56,542.00	13.51%	4030100000 SCHOOL SERVICE FARES	415,062.00	365,519.00	395,794.00	13.55%
2,212.01	0.00	3,262.65	100.00%	4060100000 I.T. COMMISSIONS	25,553.78	0.00	33,372.68	100.00%
27,446.65	20,416.67	30,122.47	34.43%	4060300000 ADVERTISING REVENUE	251,279.40	183,750.03	228,289.75	36.75%
743,465.64	714,808.68	733,264.73	4.01%	4069900099 ** TOTAL TRANSPORTATION REVEN	6,161,749.71	5,886,444.12	6,050,503.42	4.68%
4070000000 ** NON - TRANSPORTATION REVENUE								
5,664.03	0.00	1,231.74	100.00%	4070100000 SALE OF MAINTENANCE SERVICES	20,767.01	0.00	15,383.72	100.00%
0.00	0.00	0.00	0.00%	4070200000 RENTAL OF REVENUE VEHICLES	0.00	0.00	0.00	0.00%
34,648.09	35,416.67	32,582.80	-2.17%	4070300000 BUILDING RENTAL - IL TERMINAL	321,842.52	318,750.03	313,410.87	0.97%
32,243.27	20,833.33	20,923.04	54.77%	4070300002 BUILDING RENTAL - 801 & 1101	202,975.27	187,499.97	188,307.36	8.25%
7,637.97	1,666.67	4,300.79	358.28%	4070400000 INVESTMENT INCOME	57,623.24	15,000.03	46,201.63	284.15%
-7,998.77	0.00	6,202.90	-100.00%	4070400002 +/- FAIR VALUE OF INVESTMENT	-31,180.55	0.00	10,710.60	-100.00%
0.00	0.00	0.00	0.00%	4070800000 OVER OR SHORT	38.01	0.00	36.00	100.00%
5,920.00	0.00	0.00	100.00%	4079800000 GAIN ON FIXED ASSET DISPOSAL	42,357.65	0.00	22,718.56	100.00%
3,828.79	0.00	4,180.55	100.00%	4079900001 OTHER NONTRANS. REVENUES	36,714.41	0.00	37,276.77	100.00%
81,943.38	57,916.67	69,421.82	41.48%	4079900099 ** TOTAL NON - TRANSPORTATION R	651,137.56	521,250.03	634,045.51	24.92%
825,409.02	772,725.35	802,686.55	6.82%	4079999999 *** TOTAL TRANS & NON - TRANS RE	6,812,887.27	6,407,694.15	6,684,548.93	6.32%

Champaign Urbana Mass Transit District

Budget Analysis Report

Fiscal Year: 2017		Period 9	Division: 00 Champaign Urbana Mass Transit District				As of: 04/17/2017	
March 2017	Budget This Period	March 2016	Act/Bgt Var %		2017 YTD	July Thru March Budget YTD	2016 YTD	Act/Bgt Var %
4080000000 ** TAXES LEVIED DIRECTLY								
637,671.25	616,666.67	601,576.65	3.41%	4080100000 PROPERTY TAX REVENUE	5,739,041.25	5,550,000.03	5,414,189.85	3.41%
0.00	0.00	0.00	0.00%	4080100001 PROPERTY TAX - UNCOLLECTIBLE R	0.00	0.00	0.00	0.00%
21,636.43	9,504.00	-62,612.46	127.66%	4080600000 REPLACEMENT TAX REVENUE	102,800.60	103,801.50	93,450.20	-0.96%
0.00	0.00	3,662.32	0.00%	4089900001 MISCELLANEOUS PROPERTY TAXES	19,747.66	0.00	14,309.34	100.00%
4110000000 ** STATE GRANTS & REIMBURSEMEN								
1,920,358.30	2,078,052.45	1,698,913.59	-7.59%	4110100000 OPERATING ASSISTANCE - STATE	16,223,575.72	20,457,792.06	15,422,407.88	-20.70%
0.00	0.00	0.00	0.00%	4111000000 CAPITAL GRANTS - STATE	1,053,311.34	0.00	2,212,341.67	100.00%
0.00	0.00	0.00	0.00%	4111000001 CAPITAL GRANTS - STATE - PASS TH	0.00	0.00	0.00	0.00%
0.00	0.00	0.00	0.00%	4112000000 COUNTY REIMBURSEMENTS	0.00	0.00	0.00	0.00%
0.00	0.00	8,552.45	0.00%	4119900000 STATE REIMBURSEMENTS	7,287.55	0.00	8,552.45	100.00%
0.00	0.00	-8,552.45	0.00%	4119900001 STATE REIMB - PASS THRU'S	-7,287.55	0.00	-8,552.45	-100.00%
4130000000 ** FEDERAL GRANTS & REIMBURSEM								
0.00	0.00	0.00	0.00%	4130100000 OPERATING ASSISTANCE - FEDERAL	0.00	0.00	0.00	0.00%
513,338.00	0.00	0.17	100.00%	4130500000 CAPITAL GRANTS - FEDERAL	9,745,255.34	0.00	222,579.99	100.00%
0.00	0.00	0.00	0.00%	4130600000 FEDERAL GRANT PASS THROUGH \$'	-28,695.78	0.00	-0.07	-100.00%
0.00	0.00	0.00	0.00%	4139900000 FEDERAL REIMBURSEMENTS	0.00	0.00	0.00	0.00%
3,918,413.00	3,476,948.47	3,044,226.82	12.70%	4999900099 **** TOTAL REVENUE ****	39,667,923.40	32,519,287.74	30,063,827.79	21.98%

Champaign Urbana Mass Transit District

Budget Analysis Report

Fiscal Year: 2017		Period 9	Division: 00 Champaign Urbana Mass Transit District				As of: 04/17/2017	
March 2017	Budget This Period	March 2016	Act/Bgt Var %		2017 YTD	July Thru March Budget YTD	2016 YTD	Act/Bgt Var %
5000000000 **** E X P E N S E S ***								
5010000000 ** LABOR								
761,591.18	729,520.00	740,942.13	4.40%	5010101000 OPERATORS WAGES	6,509,685.08	6,647,520.00	6,387,161.60	-2.07%
99,843.27	107,770.00	89,323.74	-7.36%	5010204000 MECHANICS WAGES - MAINT	809,193.81	982,410.00	805,027.63	-17.63%
47,262.14	62,175.00	47,521.53	-23.99%	5010304000 MAINTENANCE WAGES - MAINT	445,265.80	566,775.00	464,474.57	-21.44%
85,762.48	93,416.67	83,732.56	-8.19%	5010401000 SUPERVISORS SALARIES - OPS	759,481.21	840,750.03	781,893.17	-9.67%
15,235.85	24,870.00	17,193.87	-38.74%	5010404000 SUPERVISORS SALARIES - MAINT	151,018.15	226,710.00	156,485.38	-33.39%
59,707.48	64,579.10	62,035.51	-7.54%	5010501000 OVERHEAD SALARIES - OPS	526,805.84	588,690.30	572,933.56	-10.51%
23,905.25	21,139.50	20,809.27	13.08%	5010504000 OVERHEAD SALARIES - MAINT	190,765.75	192,703.50	164,597.87	-1.01%
73,020.39	87,500.00	76,060.62	-16.55%	5010516000 OVERHEAD SALARIES - G&A	688,791.46	787,500.00	699,280.42	-12.53%
7,723.17	9,166.67	7,544.00	-15.75%	5010516200 OVERHEAD SALARIES - IT	71,943.02	82,500.03	77,036.12	-12.80%
23,288.31	22,916.67	22,063.61	1.62%	5010601000 CLERICAL WAGES - OPS	211,324.62	206,250.03	179,239.20	2.46%
5,666.39	3,750.00	3,864.23	51.10%	5010604000 CLERICAL WAGES - MAINT	45,035.57	33,750.00	33,097.97	33.44%
22,032.16	25,000.00	22,590.31	-11.87%	5010616000 CLERICAL WAGES - G&A	185,029.00	225,000.00	187,238.39	-17.76%
6,496.48	12,083.33	6,153.15	-46.24%	5010616200 CLERICAL WAGES - IT	61,085.51	108,749.97	97,815.92	-43.83%
10,848.31	12,083.33	11,416.31	-10.22%	5010716200 SECURITY WAGES - IT	92,297.08	108,749.97	97,071.67	-15.13%
-2,036.75	0.00	-2,501.33	-100.00%	5010801000 LABOR CREDIT - OPS	-32,437.52	0.00	-32,543.55	-100.00%
-3,476.09	0.00	-2,452.31	-100.00%	5010804000 LABOR CREDIT - MAINT	-32,801.61	0.00	-33,612.65	-100.00%
-345.47	0.00	-567.35	-100.00%	5010806000 LABOR CREDIT - G&A	-8,771.82	0.00	-9,497.39	-100.00%
11,460.00	10,416.67	10,345.86	10.02%	5010816200 MAINTENANCE WAGES - IT	100,107.29	93,750.03	87,316.63	6.78%
1,247,984.55	1,286,386.94	1,216,075.71	-2.99%	5019999000 ** TOTAL LABOR	10,773,818.24	11,691,808.86	10,715,016.51	-7.85%
5020000000 ** FRINGE BENEFITS								
79,371.35	82,900.00	77,197.87	-4.26%	5020101000 FICA - OPS	705,733.85	755,700.00	705,226.79	-6.61%
16,241.14	17,409.00	15,617.64	-6.71%	5020104000 FICA - MAINT	152,245.75	158,697.00	147,738.69	-4.07%
6,282.92	8,290.00	6,619.63	-24.21%	5020116000 FICA - G&A	52,358.28	75,570.00	56,090.89	-30.72%
2,862.93	3,813.40	2,814.46	-24.92%	5020116200 FICA - IT	25,222.10	34,762.20	29,967.39	-27.44%
226,302.19	161,655.00	120,683.84	39.99%	5020201000 IMRF - OPS	1,325,447.03	1,473,615.00	1,373,361.60	-10.05%
66,713.61	47,667.50	23,919.31	39.96%	5020204000 IMRF - MAINT	292,161.73	434,527.50	397,245.11	-32.76%
10,223.91	16,666.67	10,967.77	-38.66%	5020216000 IMRF - G&A	108,571.52	149,999.99	117,104.73	-27.62%
4,657.45	6,880.70	4,263.58	-32.31%	5020216200 IMRF - IT	43,118.44	62,723.10	108,737.67	-31.26%
227,946.60	216,666.67	201,148.35	5.21%	5020301000 MEDICAL INSURANCE - OPS	2,023,069.66	1,950,000.03	1,814,885.69	3.75%
48,272.38	50,833.33	44,404.79	-5.04%	5020304000 MEDICAL INSURANCE - MAINT	445,024.25	457,499.97	423,736.42	-2.73%
16,910.76	18,750.00	17,647.89	-9.81%	5020316000 MEDICAL INSURANCE - G&A	179,834.54	168,750.00	145,299.32	6.57%
13,106.66	11,250.00	10,366.52	16.50%	5020316200 MEDICAL INSURANCE - IT	112,041.08	101,250.00	105,886.81	10.66%
0.00	0.00	4,808.34	0.00%	5020401000 DENTAL INSURANCE - OPS	0.00	0.00	9,616.68	0.00%

Champaign Urbana Mass Transit District

Budget Analysis Report

Fiscal Year: 2017		Period 9	Division: 00 Champaign Urbana Mass Transit District					As of: 04/17/2017	
March 2017	Budget This Period	March 2016	Act/Bgt Var %		2017 YTD	July Thru March Budget YTD	2016 YTD	Act/Bgt Var %	
0.00	0.00	0.00	0.00%	5020404000 DENTAL INSURANCE - MAINT	0.00	0.00	0.00	0.00%	
0.00	0.00	0.00	0.00%	5020416000 DENTAL INSURANCE - G&A	0.00	0.00	0.00	0.00%	
762.35	3,333.33	2,085.53	-77.13%	5020501000 LIFE INSURANCE - OPS	20,962.22	29,999.97	27,451.02	-30.13%	
138.00	1,000.00	446.02	-86.20%	5020504000 LIFE INSURANCE - MAINT	4,876.30	9,000.00	6,553.12	-45.82%	
255.58	250.00	124.92	2.23%	5020516000 LIFE INSURANCE - G&A	3,571.50	2,250.00	2,796.10	58.73%	
18.00	0.00	266.10	100.00%	5020516200 LIFE INSURANCE - IT	804.59	0.00	1,176.13	100.00%	
23,622.67	0.00	26,307.96	100.00%	5020701000 UNEMPLOYMENT INSURANCE - OPS	27,146.17	25,000.00	30,493.46	8.58%	
4,855.80	0.00	5,265.30	100.00%	5020704000 UNEMPLOYMENT INSURANCE - MAIN	5,838.32	6,000.00	6,177.80	-2.69%	
1,644.94	0.00	1,871.95	100.00%	5020716000 UNEMPLOYMENT INSURANCE - G&A	1,845.12	1,500.00	2,377.95	23.01%	
891.43	0.00	1,042.35	100.00%	5020716200 UNEMPLOYMENT INSURANCE - IT	1,209.40	1,500.00	1,850.15	-19.37%	
7,018.25	25,000.00	13,366.95	-71.93%	5020801000 WORKERS COMP INSURANCE - OPS	55,357.59	225,000.00	-97,979.98	-75.40%	
6,894.46	25,000.00	16,896.45	-72.42%	5020804000 WORKERS COMP INSURANCE - MAIN	158,772.96	225,000.00	289,797.74	-29.43%	
333.50	250.00	249.14	33.40%	5020816000 WORKERS COMP INSURANCE - G&A	3,197.43	2,250.00	2,237.59	42.11%	
19,523.77	2,083.33	2,642.44	837.14%	5020816200 WORKERS COMP INSURANCE - IT	81,373.56	18,749.97	22,193.36	333.99%	
0.00	17,541.90	13,748.24	-100.00%	5021001000 HOLIDAYS - OPS	109,535.84	167,456.16	131,294.72	-34.59%	
0.00	3,108.30	3,386.64	-100.00%	5021004000 HOLIDAYS - MAINT	28,931.44	33,407.40	36,425.20	-13.40%	
0.00	0.00	613.92	0.00%	5021016200 HOLIDAYS - IT	2,852.56	0.00	3,949.28	100.00%	
39,288.42	46,090.94	38,247.12	-14.76%	5021101000 VACATIONS - OPS	376,445.94	441,024.78	380,878.45	-14.64%	
8,962.00	10,345.80	11,469.12	-13.38%	5021104000 VACATIONS - MAINT	87,900.00	98,994.60	104,660.48	-11.21%	
0.00	0.00	0.00	0.00%	5021116000 VACATION - G&A	356.96	0.00	0.00	100.00%	
832.40	0.00	1,348.40	100.00%	5021116200 VACATIONS - IT	5,036.56	0.00	3,030.16	100.00%	
3,073.62	3,191.67	7,009.28	-3.70%	5021201000 OTHER PAID ABSENCES - OPS	87,838.19	28,725.03	61,215.00	205.79%	
-8,117.26	750.00	0.00	< -999.99%	5021204000 OTHER PAID ABSENCES - MAINT	11,589.62	6,750.00	3,609.04	71.70%	
0.00	0.00	272.00	0.00%	5021216200 OTHER PAID ABSENCES - IT	108.24	0.00	596.70	100.00%	
1,246.46	0.00	5,022.52	100.00%	5021301000 UNIFORM ALLOWANCES - OPS	19,866.52	37,494.60	25,650.53	-47.01%	
1,032.26	1,916.67	713.61	-46.14%	5021304000 UNIFORM ALLOWANCES - MAINT	8,465.39	17,250.03	11,206.28	-50.93%	
238.38	250.00	143.44	-4.65%	5021316200 UNIFORM ALLOWANCES - IT	1,583.27	2,250.00	2,725.50	-29.63%	
871.68	1,666.67	890.39	-47.70%	5021401000 OTHER FRINGE BENEFITS - OPS	11,845.86	15,000.03	9,898.71	-21.03%	
1,638.20	666.67	131.14	145.73%	5021404000 OTHER FRINGE BENEFITS - MAINT	8,455.85	6,000.03	3,353.41	40.93%	
846.52	3,916.67	824.58	-78.39%	5021416000 OTHER FRINGE BENEFITS - G&A	17,435.82	35,250.03	14,424.11	-50.54%	
46.97	2,833.33	198.58	-98.34%	5021416200 OTHER FRINGE BENEFITS - IT	847.73	25,499.97	3,184.44	-96.68%	
121,744.48	113,328.52	95,703.73	7.43%	5021501000 EARNED TIME - OPS	1,123,508.03	1,353,811.64	1,147,601.90	-17.01%	
13,718.08	12,228.30	12,571.45	12.18%	5021504000 EARNED TIME - MAINT	169,964.65	146,078.10	141,121.75	16.35%	
1,496.74	0.00	528.12	100.00%	5021516200 EARNED TIME - IT	11,322.86	0.00	11,571.64	100.00%	
250.00	0.00	0.00	100.00%	5021604000 TOOL ALLOWANCE - MAINT	9,614.31	11,738.40	11,216.06	-18.10%	
3,857.76	3,191.67	1,608.66	20.87%	5021701000 DISABILITY - OPS	44,493.42	28,725.03	19,027.96	54.89%	
0.00	333.33	0.00	-100.00%	5021704000 DISABILITY - MAINT	6,779.34	2,999.97	1,624.55	125.98%	
243.54	0.00	0.00	100.00%	5021716200 DISABILITY - IT	243.54	0.00	0.00	100.00%	
0.00	0.00	0.00	0.00%	5021801000 WORKERS COMP - PAYROLL - OPS	118.50	0.00	98.65	100.00%	

Champaign Urbana Mass Transit District

Budget Analysis Report

Fiscal Year: 2017		Period 9	Division: 00 Champaign Urbana Mass Transit District				As of: 04/17/2017	
March 2017	Budget This Period	March 2016	Act/Bgt Var %		2017 YTD	July Thru March Budget YTD	2016 YTD	Act/Bgt Var %
0.00	0.00	627.26	0.00%	5021804000 WORKERS COMP - PAYROLL - MAINT	-44.35	0.00	3,607.04	-100.00%
0.00	0.00	0.00	0.00%	5021816200 WORKERS COMP - PAYROLL - IT	0.00	0.00	0.00	0.00%
147,558.00	0.00	0.00	100.00%	5022001000 EARLY RETIREMENT PLAN - OPS	147,558.00	0.00	0.00	100.00%
-53,747.00	0.00	0.00	-100.00%	5022004000 EARLY RETIREMENT PLAN - MAINT	-53,747.00	0.00	0.00	-100.00%
0.00	0.00	0.00	0.00%	5022016000 EARLY RETIREMENT PLAN - G&A	0.00	0.00	0.00	0.00%
0.00	0.00	0.00	0.00%	5022016200 EARLY RETIREMENT PLAN - IT	0.00	0.00	0.00	0.00%
1,069,931.90	921,059.37	806,083.30	16.16%	5029999900 ** TOTAL FRINGE BENEFITS	8,068,690.48	8,827,800.53	7,861,993.79	-8.60%
5030000000 ** SERVICES								
22,573.47	54,166.67	17,217.08	-58.33%	5030316000 PROFESSIONAL SERVICES - G&A	289,536.11	487,500.03	179,726.12	-40.61%
0.00	416.67	0.00	-100.00%	5030316200 PROFESSIONAL SERVICES - IT	662.79	3,750.03	62.50	-82.33%
90.00	0.00	187.50	100.00%	5030316300 PROFESSIONAL SERVICES - IT - NON	90.00	0.00	187.50	100.00%
4,800.00	0.00	2,200.00	100.00%	5030316400 PROFESSIONAL SERVICES - G&A - N	86,943.68	0.00	411,343.53	100.00%
0.00	0.00	0.00	0.00%	5030404000 TEMPORARY HELP - MAINT	0.00	0.00	0.00	0.00%
0.00	0.00	0.00	0.00%	5030416000 TEMPORARY HELP - G&A	0.00	0.00	0.00	0.00%
0.00	0.00	0.00	0.00%	5030501000 CONTRACT MAINTENANCE - OPS	2,882.72	0.00	1,031.09	100.00%
4,645.50	10,000.00	9,674.71	-53.55%	5030504000 CONTRACT MAINTENANCE - MAINT	63,113.15	90,000.00	80,427.08	-29.87%
49,685.04	32,916.67	35,411.65	50.94%	5030516000 CONTRACT MAINTENANCE - G&A	334,645.83	296,250.03	292,955.08	12.96%
526.42	3,333.33	2,766.44	-84.21%	5030516200 CONTRACT MAINTENANCE - IT	31,817.24	29,999.97	34,129.72	6.06%
0.00	0.00	0.00	0.00%	5030516300 CONTRACT MAINTENANCE - IT - NON	569.20	0.00	0.00	100.00%
0.00	0.00	0.00	0.00%	5030604000 CUSTODIAL SERVICES - MAINT	1,800.00	0.00	0.00	100.00%
4,583.07	6,250.00	5,359.58	-26.67%	5030801000 PRINTING SERVICES - OPS	34,803.67	56,250.00	40,030.20	-38.13%
0.00	83.33	0.00	-100.00%	5030804000 PRINTING SERVICES - MAINT	1,047.00	749.97	1,433.79	39.61%
118.00	0.00	432.27	100.00%	5030816000 PRINTING SERVICES - G&A	1,088.63	0.00	716.81	100.00%
0.00	0.00	0.00	0.00%	5030816200 PRINTING SERVICES - IT	0.00	0.00	106.78	0.00%
0.00	0.00	0.00	0.00%	5030816300 PRINTING SERVICES - IT - NON REIM	0.00	0.00	465.00	0.00%
1,314.80	2,083.33	665.46	-36.89%	5039901000 OTHER SERVICES - OPS	13,852.81	18,749.97	15,435.09	-26.12%
0.00	416.67	0.00	-100.00%	5039904000 OTHER SERVICES - MAINT	0.00	3,750.03	600.49	-100.00%
2,019.28	4,166.67	3,673.42	-51.54%	5039916000 OTHER SERVICES - G&A	21,797.26	37,500.03	31,238.62	-41.87%
217.99	416.67	217.99	-47.68%	5039916200 OTHER SERVICES - IT	2,201.91	3,750.03	2,723.35	-41.28%
456.60	0.00	419.20	100.00%	5039916300 OTHER SERVICES - IT - NON REIMB	3,899.37	0.00	3,337.61	100.00%
0.00	0.00	0.00	0.00%	5039916400 OTHER SERVICES - G&A - NON REIM	0.00	0.00	0.00	0.00%
91,030.17	114,250.01	78,225.30	-20.32%	5039999900 ** TOTAL SERVICES	890,751.37	1,028,250.09	1,095,950.36	-13.37%

Champaign Urbana Mass Transit District

Budget Analysis Report

Fiscal Year: 2017		Period 9	Division: 00 Champaign Urbana Mass Transit District				As of: 04/17/2017	
March 2017	Budget This Period	March 2016	Act/Bgt Var %		2017 YTD	July Thru March Budget YTD	2016 YTD	Act/Bgt Var %
5039999999 **** E X P E N S E S ****								
5040000000 ** MATERIALS & SUPPLIES CONSUM								
118,390.69	189,475.00	88,178.36	-37.52%	5040101000 FUEL & LUBRICANTS - OPS	971,931.76	1,978,900.00	921,443.35	-50.89%
8,631.62	11,600.00	6,556.92	-25.59%	5040104000 FUEL & LUBRICANTS - MAINT	70,160.01	115,488.00	65,304.30	-39.25%
12,198.75	11,264.40	12,487.66	8.29%	5040201000 TIRES & TUBES - OPS - MB DO	106,059.25	86,889.60	96,340.71	22.06%
1,123.28	88.20	122.25	> 999.99%	5040204000 TIRES & TUBES - MAINT - DR DO	4,004.34	7,640.10	7,598.13	-47.59%
193.63	0.00	0.00	100.00%	5040206000 TIRES & TUBES - NON REVENUE VEH	193.63	0.00	3,760.42	100.00%
2,877.99	3,333.33	2,351.86	-13.66%	5040304000 GARAGE EQUIPMENT - REPAIRS - MA	24,679.85	29,999.97	22,036.38	-17.73%
14,146.50	7,500.00	7,515.33	88.62%	5040404000 BLDG & GROUND REPAIRS - MAINT -	62,800.56	67,500.00	55,671.75	-6.96%
471.21	0.00	4,436.28	100.00%	5040404001 BLDG & GROUND REPAIRS - MAINT -	18,710.74	0.00	27,285.54	100.00%
6,597.24	9,583.33	4,311.13	-31.16%	5040416200 BLDG & GROUND REPAIRS - IT	109,922.93	86,249.97	50,492.10	27.45%
922.83	0.00	2,219.49	100.00%	5040416300 BLDG & GROUND REPAIRS - IT - NON	14,667.72	0.00	16,351.79	100.00%
0.00	4,166.67	0.00	-100.00%	5040416400 BLDG & GROUND REPAIRS - G&A - N	0.00	37,500.03	0.00	-100.00%
-1,750.00	0.00	-3,325.03	-100.00%	5040500001 REVENUE VEHICLE REPAIRS - CORE	-29,613.00	0.00	-30,875.39	-100.00%
113,449.81	145,833.33	115,575.09	-22.21%	5040504000 REVENUE VEHICLES - REPAIRS	1,072,768.01	1,312,499.97	984,833.43	-18.27%
-389.60	2,083.33	966.12	-118.70%	5040604000 NON REVENUE VEHICLES - REPAIRS	12,113.74	18,749.97	9,948.37	-35.39%
3,105.34	4,750.00	2,264.62	-34.62%	5040704000 SERVICE SUPPLIES - MAINT	34,292.05	42,750.00	26,265.98	-19.78%
1,238.30	2,333.33	1,743.24	-46.93%	5040716200 SERVICE SUPPLIES - IT	15,600.29	20,999.97	19,224.17	-25.71%
691.17	2,583.33	2,129.37	-73.24%	5040801000 OFFICE SUPPLIES - OPS	14,074.39	23,249.97	15,788.51	-39.46%
248.89	2,500.00	865.07	-90.04%	5040804000 OFFICE SUPPLIES - MAINT	7,285.10	22,500.00	6,692.66	-67.62%
608.57	2,500.00	576.29	-75.66%	5040816000 OFFICE SUPPLIES - G&A	5,250.30	22,500.00	9,767.32	-76.67%
75.06	500.00	547.64	-84.99%	5040816200 OFFICE SUPPLIES - IT	2,876.38	4,500.00	2,296.58	-36.08%
2,084.90	0.00	444.94	100.00%	5040901000 COMPUTER & SERVER - MISC EXP'S -	13,784.14	0.00	5,319.82	100.00%
215.00	0.00	221.87	100.00%	5040904000 COMPUTER & SERVER - MISC EXP'S -	4,686.50	0.00	3,375.49	100.00%
7,553.22	0.00	1,494.98	100.00%	5040916000 COMPUTER & SERVER - MISC EXP'S -	14,804.36	0.00	17,821.65	100.00%
0.00	0.00	0.00	0.00%	5040916200 COMPUTER & SERVER - MISC EXP'S -	547.78	0.00	2,134.35	100.00%
4,159.51	0.00	5,314.57	100.00%	5041001000 SAFETY & TRAINING	14,987.70	0.00	9,164.66	100.00%
0.00	0.00	0.00	0.00%	5041004000 SAFETY & TRAINING - MAINT	1,139.99	0.00	0.00	100.00%
2,675.65	5,833.33	6,924.02	-54.13%	5041104000 PASSENGER SHELTER - REPAIRS	51,857.42	52,499.97	45,681.10	-1.22%
129.33	1,666.67	14,052.42	-92.24%	5041201000 SMALL TOOLS & EQUIP - OPS	14,548.56	15,000.03	23,492.36	-3.01%
4,521.52	3,333.33	1,022.94	35.65%	5041204000 SMALL TOOLS & EQUIP - MAINT	14,429.60	29,999.97	15,474.13	-51.90%
2,325.56	1,666.67	768.12	39.53%	5041216000 SMALL TOOLS & EQUIP - G&A	6,926.63	15,000.03	1,377.46	-53.82%
645.68	1,666.67	4,950.00	-61.26%	5041216200 SMALL TOOLS & EQUIP - IT	1,352.48	15,000.03	8,114.00	-90.98%
0.00	0.00	0.00	0.00%	5041216300 SMALL TOOLS & EQUIP - IT - NON REI	2,946.61	0.00	3,270.00	100.00%
0.00	0.00	0.00	0.00%	5041216400 SMALL TOOLS & EQUIP - G&A - NON	0.00	0.00	0.00	0.00%
0.00	0.00	0.00	0.00%	5041304000 FAREBOX REPAIRS	0.00	0.00	0.00	0.00%
-4,851.59	0.00	8,888.91	-100.00%	5041404000 CAD/AVL,CAMERA,RADIO REPAIRS -	40,318.39	0.00	30,185.31	100.00%
3,461.99	0.00	1,285.75	100.00%	5041504000 ADA VEHICLE - REPAIRS - MAINT	23,389.27	0.00	34,922.73	100.00%

Champaign Urbana Mass Transit District Budget Analysis Report

Fiscal Year: 2017		Period 9	Division: 00 Champaign Urbana Mass Transit District				As of: 04/17/2017	
March 2017	Budget This Period	March 2016	Act/Bgt Var %		2017 YTD	July Thru March Budget YTD	2016 YTD	Act/Bgt Var %
305,752.05	414,260.92	294,890.21	-26.19%	5049999900 ** TOTAL MATERIAL & SUPPLIES	2,723,497.48	4,005,417.58	2,510,559.16	-32.00%
33,057.72	21,210.00	19,323.76	55.86%	5050216000 ** UTILITIES - G&A	243,990.34	212,430.00	193,497.13	14.86%
7,315.84	9,607.50	6,818.72	-23.85%	5050216200 ** UTILITIES - IT	59,323.48	79,023.00	56,085.84	-24.93%
3,680.12	4,149.00	3,472.59	-11.30%	5050216300 ** UTILITIES - IT - NON REIMB	29,045.96	33,790.50	28,272.50	-14.04%
44,053.68	34,966.50	29,615.07	25.99%	5059999900 **TOTAL UTILITIES	332,359.78	325,243.50	277,855.47	2.19%
				5060000000 ** CASUALTY & LIABILITY COSTS				
3,720.74	3,750.00	3,798.97	-0.78%	5060104000 PHYSICAL DAMAGE PREMIUMS - MAI	36,434.02	33,750.00	34,190.73	7.95%
0.00	0.00	0.00	0.00%	5060116200 PHYSICAL DAMAGE PREMIUMS - IT	0.00	0.00	0.00	0.00%
-10,353.23	-2,083.33	-6,649.67	396.96%	5060204000 PHYSICAL DAMAGE RECOVERIES - M	-42,859.59	-18,749.97	-15,538.05	128.58%
31,639.31	39,166.67	33,091.62	-19.22%	5060316000 PL & PD INSURANCE PREMIUMS - G&	286,242.59	352,500.03	297,755.05	-18.80%
0.00	0.00	0.00	0.00%	5060316200 PL & PD INSURANCE PREMIUMS - IT	0.00	0.00	0.00	0.00%
36,331.30	39,583.33	38,748.68	-8.22%	5060416000 UNINSURED PL & PD PAYOUTS - G&A	336,842.40	356,249.97	350,931.62	-5.45%
2,274.85	0.00	2,322.68	100.00%	5060816000 UNINSURED PL & PD PAYOUTS - G&A	20,473.65	0.00	20,904.12	100.00%
63,612.97	80,416.67	71,312.28	-20.90%	5069999900 ** TOTAL CASUALTY & LIABILITY	637,133.07	723,750.03	688,243.47	-11.97%
				5070000000 ** TAXES				
0.00	0.00	0.00	0.00%	5070316000 PROPERTY TAXES	0.00	0.00	0.00	0.00%
0.00	0.00	0.00	0.00%	5070401000 VEHICLE LICENSING FEES - OPS	1,856.00	0.00	0.00	100.00%
0.00	0.00	0.00	0.00%	5070416000 VEHICLE LICENSING FEES - G&A	0.00	0.00	52.00	0.00%
3,397.14	2,750.00	3,388.03	23.53%	5070501000 FUEL TAX	29,702.24	24,750.00	29,211.53	20.01%
3,397.14	2,750.00	3,388.03	23.53%	5079999900 ** TOTAL TAXES	31,558.24	24,750.00	29,263.53	27.51%

5079999999 **** E X P E N S E S ****

Champaign Urbana Mass Transit District

Budget Analysis Report

Fiscal Year: 2017		Period 9	Division: 00 Champaign Urbana Mass Transit District				As of: 04/17/2017	
March 2017	Budget This Period	March 2016	Act/Bgt Var %		2017 YTD	July Thru March Budget YTD	2016 YTD	Act/Bgt Var %
5080100000 ** PURCHASED TRANSPORTATION								
13,435.72	14,583.33	15,248.96	-7.87%	5080116000 CABS	121,337.24	131,249.97	97,286.34	-7.55%
49,146.83	47,916.67	47,267.33	2.57%	5080216000 ADA CONTRACTS	442,321.47	431,250.03	425,405.97	2.57%
62,582.55	62,500.00	62,516.29	0.13%	5089999900 **TOTAL PURCHASED TRANSPORTA	563,658.71	562,500.00	522,692.31	0.21%
5090000000 ** MISCELLANEOUS EXPENSES								
7,405.33	5,333.33	5,050.40	38.85%	5090116000 DUES & SUBSCRIPTIONS - G&A	57,025.39	47,999.97	47,204.65	18.80%
7,426.52	6,666.67	6,517.35	11.40%	5090216000 TRAVEL & MEETINGS - G&A	45,891.15	60,000.03	45,745.39	-23.51%
0.00	0.00	0.00	0.00%	5090716000 BAD DEBT EXPENSE	0.00	0.00	0.00	0.00%
6,286.49	14,583.33	15,301.71	-56.89%	5090816000 ADVERTISING EXPENSES - G&A	142,806.85	131,249.97	131,435.02	8.81%
0.00	0.00	0.00	0.00%	5090816200 ADVERTISING EXPENSES - IT	0.00	0.00	0.00	0.00%
0.00	708.33	0.00	-100.00%	5090916000 TRUSTEE COMPENSATION	2,050.00	6,374.97	1,800.00	-67.84%
25.13	2,166.67	788.06	-98.84%	5091016000 POSTAGE	3,543.81	19,500.03	4,278.31	-81.83%
0.00	0.00	0.00	0.00%	5091516000 LOSS/DISPOSAL FIXED ASSETS	0.00	0.00	0.00	0.00%
0.00	0.00	0.00	0.00%	5091616000 ADVERTISING SERVICES EXPENSE	0.00	0.00	0.00	0.00%
2,797.82	0.00	2,886.30	100.00%	5091716000 SUBSTANCE ABUSE PROGRAM	17,229.72	0.00	7,394.10	100.00%
1,425.54	1,666.67	919.15	-14.47%	5099901000 OTHER MISC EXPENSES - OPS	8,582.89	15,000.03	12,949.24	-42.78%
286.47	833.33	994.41	-65.62%	5099904000 OTHER MISC EXPENSES - MAINT	4,243.40	7,499.97	4,153.92	-43.42%
8,524.30	7,541.67	745.53	13.03%	5099916000 OTHER MISC EXPENSES - G&A	28,629.09	67,875.03	10,913.04	-57.82%
450.50	1,666.67	679.70	-72.97%	5099916200 OTHER MISC EXPENSES - IT	3,733.56	15,000.03	2,369.86	-75.11%
0.00	416.67	173.00	-100.00%	5099916300 OTHER MISC EXPENSES - IT - NON R	673.22	3,750.03	2,275.13	-82.05%
-3,888.14	0.00	2,338.70	-100.00%	5099916400 OTHER MISC EXPENSES - G&A - NON	9,349.84	0.00	-139,807.13	100.00%
0.00	0.00	0.00	0.00%	5099926000 UNALLOCATED EXPENSES	0.00	0.00	0.00	0.00%
30,739.96	41,583.34	36,394.31	-26.08%	5099999900 ** TOTAL MISCELLANEOUS EXPENSE	323,758.92	374,250.06	130,711.53	-13.49%
5100000000 ** EXPENSE TRANSFERS								
0.00	0.00	0.00	0.00%	5109999900 ** TOTAL EXPENSE TRANSFERS	0.00	0.00	0.00	0.00%

Champaign Urbana Mass Transit District

Budget Analysis Report

Fiscal Year: 2017	Period 9	Division: 00 Champaign Urbana Mass Transit District					As of: 04/17/2017		
March 2017	Budget This Period	March 2016	Act/Bgt Var %			2017 YTD	July Thru March Budget YTD	2016 YTD	Act/Bgt Var %
5109999999 ***** E X P E N S E S *****									
5110000000 ** INTEREST EXPENSES									
0.00	0.00	0.00	0.00%	5110116000	INTEREST - LONG-TERM DEBTS	0.00	0.00	0.00	0.00%
0.00	0.00	0.00	0.00%	5110216000	INTEREST - SHORT-TERM DEBTS	0.00	0.00	0.00	0.00%
0.00	0.00	0.00	0.00%	5119999900	** TOTAL INTEREST	0.00	0.00	0.00	0.00%
5120000000 ** LEASE & RENTALS									
4,808.34	8,333.33	978.24	-42.30%	5120401000	PASSENGER REVENUE VEHICLES -	43,275.06	74,999.97	38,549.58	-42.30%
978.24	1,916.67	0.00	-48.96%	5120516000	SERVICE VEHICLE LEASES	8,804.16	17,250.03	2,934.72	-48.96%
2,168.21	2,083.33	1,874.58	4.07%	5120704000	GARAGE EQUIPMENT LEASES - MAIN	19,565.28	18,749.97	12,492.53	4.35%
0.00	0.00	0.00	0.00%	5120901000	RADIO EQUIPMENT LEASES - OPS	0.00	0.00	0.00	0.00%
0.00	0.00	0.00	0.00%	5121216000	G.A. FACILITIES LEASES	-240.00	0.00	0.00	-100.00%
10,990.46	0.00	1,450.00	100.00%	5121301000	MISCELLANEOUS LEASES - OPS	64,598.11	0.00	19,050.00	100.00%
10,236.15	14,750.00	13,431.51	-30.60%	5121316000	MISCELLANEOUS LEASES - G&A	123,290.05	132,750.00	116,712.26	-7.13%
1,839.20	0.00	1,839.20	100.00%	5121316200	MISCELLANEOUS LEASES - IT	15,670.41	0.00	14,914.02	100.00%
0.00	0.00	0.00	0.00%	5121316300	MISCELLANEOUS LEASES - IT - NON	2,000.00	0.00	1,000.00	100.00%
0.00	0.00	0.00	0.00%	5121316400	MISCELLANEOUS LEASES - G&A - NO	3,000.00	0.00	0.00	100.00%
31,020.60	27,083.33	19,573.53	14.54%	5129999900	** TOTAL LEASE & RENTALS	279,963.07	243,749.97	205,653.11	14.86%
5130000000 ** DEPRECIATION									
0.00	0.00	0.00	0.00%	5130201000	PASSENGER SHELTERS DEPR	0.00	0.00	0.00	0.00%
0.00	0.00	0.00	0.00%	5130401000	REVENUE VEHICLE DEPRECIATION	0.00	0.00	0.00	0.00%
0.00	0.00	0.00	0.00%	5130516000	SERVICE VEHICLE DEPRECIATION	0.00	0.00	0.00	0.00%
0.00	0.00	0.00	0.00%	5130704000	GARAGE EQUIP. DEPRECIATION - MA	0.00	0.00	0.00	0.00%
0.00	0.00	0.00	0.00%	5130901000	REVENUE VEHICLE RADIO EQUIP. DE	0.00	0.00	0.00	0.00%
0.00	0.00	0.00	0.00%	5131016000	COMPUTER EQUIPMENT DEPRECIATI	0.00	0.00	0.00	0.00%
0.00	0.00	0.00	0.00%	5131116000	REVENUE COLLECTION EQUIPMENT	0.00	0.00	0.00	0.00%
0.00	0.00	0.00	0.00%	5131216000	G.A. FACILITIES DEPRECIATION	0.00	0.00	0.00	0.00%
0.00	0.00	0.00	0.00%	5131316000	G.A. SYSTEM DEV.DEPRECIATION	0.00	0.00	0.00	0.00%
0.00	0.00	0.00	0.00%	5131416000	MISCELLANEOUS EQUIPMENT DEPR	0.00	0.00	0.00	0.00%
0.00	0.00	0.00	0.00%	5131516000	OFFICE EQUIPMENT DEPR.	0.00	0.00	0.00	0.00%
0.00	0.00	0.00	0.00%	5139999900	** TOTAL DEPRECIATION	0.00	0.00	0.00	0.00%
0.00	0.00	0.00	0.00%	5170116000	DEBT SERVICE ON EQUIPMENT & FA	0.00	0.00	0.00	0.00%

Champaign Urbana Mass Transit District Budget Analysis Report

Fiscal Year: 2017		Period 9	Division: 00 Champaign Urbana Mass Transit District				As of: 04/17/2017	
March 2017	Budget This Period	March 2016	Act/Bgt Var %		2017 YTD	July Thru March Budget YTD	2016 YTD	Act/Bgt Var %
2,950,105.57	2,985,257.08	2,618,074.03	-1.18%	5999990000 **** TOTAL EXPENSES ****	24,625,189.36	27,807,520.62	24,037,939.24	-11.44%
968,307.43	491,691.39	426,152.79	96.93%	5999999800 NET SURPLUS (DEFICIT)	15,042,734.04	4,711,767.12	6,025,888.55	219.26%

Champaign-Urbana Mass Transit District
Accounts Payable Check Disbursement List
BUSEY BANK OPERATING ACCOUNT

From Date: 3/01/2017

Thru Date: 3/31/2017

Check #	Check Date	Ref #	Name	Total Paid	C-CARTS Portion	MTD Portion	Voided
11117	14-Mar-17	I4830	I.M.R.F.	\$23.98		\$23.98	
136350	02-Mar-17	A1934	** ADVANCE AUTO PARTS	\$13.69	\$13.69	\$0.00	
136351	02-Mar-17	A1939	ADVANTAGE SIGN AND GRAPHIC SOLUTIONS	\$70.98		\$70.98	
136352	02-Mar-17	A5002	AMAZON	\$735.01		\$735.01	
136353	02-Mar-17	A7545	ARROW GLASS COMPANY	\$2,063.90		\$2,063.90	
136354	02-Mar-17	A7910	ASSURITY LIFE INSURANCE	\$299.50		\$299.50	
136355	02-Mar-17	B0427	** BARBECK COMMUNICATION	\$308.16	\$308.16	\$0.00	
136356	02-Mar-17	B7464	ERIC M. BROGA	\$271.20		\$271.20	
136357	02-Mar-17	C0361	CARLE FOUNDATION HOSPITAL	\$477.49		\$477.49	
136358	02-Mar-17	C0363	CARLE PHYSICIAN GROUP	\$140.64		\$140.64	
136359	02-Mar-17	C0365	CARLE PHYSICIAN GROUP	\$2,236.50		\$2,236.50	
136360	02-Mar-17	C2165	CENTRAL ILLINOIS TRUCKS	\$0.00		\$0.00	
136361	02-Mar-17	C2165	CENTRAL ILLINOIS TRUCKS	\$18,622.39		\$18,622.39	
136362	02-Mar-17	C3042	CHAMPAIGN CHRYSLER DODGE JEEP RAM	\$22.72		\$22.72	
136363	02-Mar-17	C3072	VILAIVONE GRIMM	\$40.00		\$40.00	
136364	02-Mar-17	C3105	CHEMICAL MAINTENANCE INC.	\$647.00		\$647.00	
136365	02-Mar-17	C3108	CHEMSTATION OF INDIANA	\$834.10		\$834.10	
136366	02-Mar-17	C4585	CLEAN EXHAUST SPECIALIST LLC	\$432.00		\$432.00	
136367	02-Mar-17	C4588	CLEAN THE UNIFORM COMPANY HIGHLAND	\$1,049.44		\$1,049.44	
136368	02-Mar-17	C6258	COLUMBIA STREET ROASTERY	\$307.50		\$307.50	
136369	02-Mar-17	C6271	COMP MC	\$182.13		\$182.13	
136370	02-Mar-17	C6284	CONSOLIDATED COMMUNICATIONS ENTERPRISE S	\$726.28	\$14.53	\$711.75	
136371	02-Mar-17	C8500	CUMMINS CROSSPOINT	\$3,193.05		\$3,193.05	
136372	02-Mar-17	D3590	DISH PASSIONATE CUISINE	\$54.00		\$54.00	
136373	02-Mar-17	D3630	** DIXON GRAPHICS	\$250.00	\$250.00	\$0.00	
136374	02-Mar-17	D8587	DUST & SON OF CHAMPAIGN COUNTY, INC	\$254.34		\$254.34	
136375	02-Mar-17	E3382	EICHENAUER SERVICES, INC.	\$122.00		\$122.00	
136376	02-Mar-17	E4589	ELDORADO NATIONAL	\$1,009.84		\$1,009.84	
136377	02-Mar-17	E4595	ELECTRIC AUTO	\$1,410.00		\$1,410.00	
136378	02-Mar-17	F0365	FASTENAL COMPANY	\$226.91		\$226.91	
136379	02-Mar-17	F0367	FASTENERS ETC., INC.	\$255.75		\$255.75	
136380	02-Mar-17	F2013	F.E. MORAN, INC.	\$181.50		\$181.50	
136381	02-Mar-17	F6367	FORD CITY	\$5.60		\$5.60	
136382	02-Mar-17	F7331	NATALIE FRAZER & ATTY PATRICK HANLON FRE	\$12,000.00		\$12,000.00	
136383	02-Mar-17	G3102	GHR ENGINEERS & ASSOCIATES, INC.	\$1,439.37		\$1,439.37	
136384	02-Mar-17	G3484	GILLIG LLC	\$642.59		\$642.59	
136385	02-Mar-17	G6300	GOODYEAR TIRE & RUBBER CO	\$11,684.65		\$11,684.65	
136386	02-Mar-17	G6445	GOVCONNECTION, INC	\$331.39		\$331.39	
136387	02-Mar-17	G7341	SUSAN GREER	\$40.00		\$40.00	
136388	02-Mar-17	H0325	DENNIS E. HARPER	\$40.00		\$40.00	
136389	02-Mar-17	H2150	LARRY HELM	\$40.00		\$40.00	
136390	02-Mar-17	H2235	HERITAGE PETROLEUM, LLC	\$26,081.32		\$26,081.32	
136391	02-Mar-17	H3360	HIBU INC.	\$118.00		\$118.00	
136392	02-Mar-17	H9538	HYDROTEX	\$5,239.98		\$5,239.98	
136393	02-Mar-17	I1595	IDENTISYS INCORPORATED	\$2,274.11		\$2,274.11	
136394	02-Mar-17	I4747	ILLINI FS, INC.	\$56.00		\$56.00	
136395	02-Mar-17	I4790	ILLINOIS-AMERICAN WATER	\$564.89		\$564.89	
136396	02-Mar-17	I7667	ISAKSEN GLERUM WACHTER, LLC	\$3,142.10		\$3,142.10	
136397	02-Mar-17	J0320	JANITOR & MAINTENANCE SUPPLIES, INC.	\$865.35		\$865.35	
136398	02-Mar-17	K2190	KEN'S OIL SERVICE, INC.	\$13,295.90		\$13,295.90	
136399	02-Mar-17	K6269	KONE INC.	\$473.60		\$473.60	
136400	02-Mar-17	M0377	** MARTIN ONE SOURCE	\$124.00	\$124.00	\$0.00	
136401	02-Mar-17	M1269	MCS OFFICE TECHNOLOGIES	\$620.00		\$620.00	
136402	02-Mar-17	M2145	MEINEKE MUFFLERS	\$298.65		\$298.65	
136403	02-Mar-17	M3375	MID ILLINOIS DEVELOPMENT, LLC	\$370.00		\$370.00	
136404	02-Mar-17	M6162	MOHAWK MFG. & SUPPLY CO.	\$403.20		\$403.20	
136405	02-Mar-17	M8518	MUNCIE RECLAMATION-SUPPLY	\$477.69		\$477.69	
136406	02-Mar-17	N0320	NAPA AUTO PARTS	\$556.58		\$556.58	
136407	02-Mar-17	N2292	THE AFTERMARKET PARTS COMPANY, LLC.	\$2,526.57		\$2,526.57	
136408	02-Mar-17	O7570	ORTHOPEDIC AND SHOULDER CENTER	\$1,100.00		\$1,100.00	
136409	02-Mar-17	P0017	P.E.C. COMMUNICATIONS	\$1,300.00		\$1,300.00	
136410	02-Mar-17	P0990	PCM SALES, INC.	\$4,008.63		\$4,008.63	
136411	02-Mar-17	P2253	TRACEY PETTIGREW	\$40.00		\$40.00	

X

Champaign-Urbana Mass Transit District
Accounts Payable Check Disbursement List
BUSEY BANK OPERATING ACCOUNT

From Date: 3/01/2017

Thru Date: 3/31/2017

Check #	Check Date	Ref #	Name	Total Paid	C-CARTS Portion	MTD Portion	Voided
136412	02-Mar-17	P2254	PETTY CASH (CDL's)	\$105.00		\$105.00	
136413	02-Mar-17	P6436	POWDER COATING & CUSTOM CHROME	\$860.13		\$860.13	
136414	02-Mar-17	P7585	** PRUDENTIAL INSURANCE CO.	\$13.00		\$13.00	
136415	02-Mar-17	R3488	RILCO OF PEORIA, INC.	\$2,829.22		\$2,829.22	
136416	02-Mar-17	R6120	ROGARDS OFFICE PRODUCTS	\$253.84		\$253.84	
136417	02-Mar-17	R6130	ROGERS SUPPLY COMPANY INC	\$157.80		\$157.80	
136418	02-Mar-17	R6375	ROSS & WHITE COMPANY	\$437.05		\$437.05	
136419	02-Mar-17	S1143	SCHINDLER ELEVATOR CORP.	\$1,621.44		\$1,621.44	
136420	02-Mar-17	S2020	DONAVYN L. SEAY	\$40.00		\$40.00	
136421	02-Mar-17	S3006	ADAM C. SHANKS	\$60.63		\$60.63	
136422	02-Mar-17	S3115	DANIEL J. HARTMAN	\$351.71		\$351.71	
136423	02-Mar-17	S5981	AMY L. SNYDER	\$116.24		\$116.24	
136424	02-Mar-17	T0007	TJ'S LAUNDRY & DRY CLEANING	\$55.25		\$55.25	
136425	02-Mar-17	T0474	TAYLOR & BLACKBURN	\$1,726.38		\$1,726.38	
136426	02-Mar-17	T2205	TEPPER ELECTRIC SUPPLY CO	\$224.51		\$224.51	
136427	02-Mar-17	T3189	RAYMOND THOMAS	\$40.00		\$40.00	
136428	02-Mar-17	T3190	THOMAS, MAMER & HAUGHEY	\$710.50		\$710.50	
136429	02-Mar-17	T7455	TRIUNE HEALTH GROUP	\$465.04		\$465.04	
136430	02-Mar-17	T7590	TRUCK CENTERS, INC.	\$278.16		\$278.16	
136431	02-Mar-17	U5190	** UNITED WAY OF CHAMPAIGN COUNTY	\$250.00		\$250.00	
136432	02-Mar-17	U7352	URBANA BUSINESS ASSOC.	\$500.00		\$500.00	
136433	02-Mar-17	U7385	URBANA TRUE TIRES	\$1,130.47	\$462.00	\$668.47	
136434	02-Mar-17	V6271	MONICA VONNER	\$293.02		\$293.02	
136435	02-Mar-17	W3588	PETER WITTMAN	\$298.18		\$298.18	
136436	02-Mar-17	W7421	JEFFERY G. WRIGHT	\$717.74		\$717.74	
136437	02-Mar-17	W7421	JEFFERY G. WRIGHT	\$58.53		\$58.53	
136438	09-Mar-17	A2487	** AFLAC	\$7,979.74		\$7,979.74	
136439	09-Mar-17	A2488	** AFLAC GROUP INSURANCE	\$524.20		\$524.20	
136440	09-Mar-17	A5085	AMERENIP	\$211.56		\$211.56	
136441	09-Mar-17	A7545	ARROW GLASS COMPANY	\$196.76		\$196.76	
136442	09-Mar-17	A8007	AT & T	\$392.87		\$392.87	
136443	09-Mar-17	A8155	ATLAS CAB	\$4,572.00		\$4,572.00	
136444	09-Mar-17	B3555	BIRKEY'S FARM STORE, INC.	\$59.04		\$59.04	
136445	09-Mar-17	B4510	BLACK & COMPANY	\$585.62		\$585.62	
136446	09-Mar-17	B4522	** BLATT, HASENMILLER, LEIBSKER & MOORE, LLC	\$371.02		\$371.02	
136447	09-Mar-17	B4577	BLDD ARCHITECTS	\$380.00		\$380.00	
136448	09-Mar-17	B4910	JASON BLUNIER	\$40.00		\$40.00	
136449	09-Mar-17	B8500	BUMPER TO BUMPER	\$168.87		\$168.87	
136450	09-Mar-17	C0269	CANADIAN URBAN TRANSIT	\$1,925.00		\$1,925.00	
136451	09-Mar-17	C0410	** CAVALRY PORTFOLIO SERVICES, LLC	\$264.61		\$264.61	
136452	09-Mar-17	C1136	CCG, INC.	\$116.90		\$116.90	
136453	09-Mar-17	C1560	CDC PAPER & JANITOR	\$473.23		\$473.23	
136454	09-Mar-17	C2165	CENTRAL ILLINOIS TRUCKS	\$2,471.72		\$2,471.72	
136455	09-Mar-17	C2172	CMS/LGHP	\$374,515.00	\$2,847.00	\$371,668.00	
136456	09-Mar-17	C3105	CHEMICAL MAINTENANCE INC.	\$81.00		\$81.00	
136457	09-Mar-17	C3512	CINTAS FIRST AID & SAFETY	\$91.27		\$91.27	
136458	09-Mar-17	C4588	CLEAN THE UNIFORM COMPANY HIGHLAND	\$279.94		\$279.94	
136459	09-Mar-17	C6259	COMMERCE BANK	\$4,940.33		\$4,940.33	
136460	09-Mar-17	C6263	COMCAST CABLE	\$202.29		\$202.29	
136461	09-Mar-17	C6284	CONSOLIDATED COMMUNICATIONS ENTERPRISE S	\$1,671.31	\$19.25	\$1,652.06	
136462	09-Mar-17	C6285	THOMAS C. CONRAD	\$40.00		\$40.00	
136463	09-Mar-17	C6290	CONG CONG	\$545.00		\$545.00	
136464	09-Mar-17	D2848	DETAILER'S TRAINING	\$209.85		\$209.85	
136465	09-Mar-17	D8587	DUST & SON OF CHAMPAIGN COUNTY, INC	\$223.36		\$223.36	
136466	09-Mar-17	D9631	DYNAGRAPHICS FAST IMPRESSIONS	\$7,355.00		\$7,355.00	
136467	09-Mar-17	E4595	ELECTRIC AUTO	\$575.00		\$575.00	
136468	09-Mar-17	F0305	FARM & FLEET	\$22.99		\$22.99	
136469	09-Mar-17	F0365	FASTENAL COMPANY	\$55.64		\$55.64	
136470	09-Mar-17	F2055	FEDERAL EXPRESS CORP.	\$22.46		\$22.46	
136471	09-Mar-17	F6367	FORD CITY	\$406.17		\$406.17	
136472	09-Mar-17	F6414	RANDAL FOUTS	\$40.00		\$40.00	
136473	09-Mar-17	G2283	GIBBS TECHNOLOGY COMPANY	\$60.56		\$60.56	
136474	09-Mar-17	G3484	GILLIG LLC	\$783.33		\$783.33	

Champaign-Urbana Mass Transit District
Accounts Payable Check Disbursement List
BUSEY BANK OPERATING ACCOUNT

From Date: 3/01/2017

Thru Date: 3/31/2017

Check #	Check Date	Ref #	Name	Total Paid	C-CARTS Portion	MTD Portion	Voided
136475	09-Mar-17	G7330	RECO GRAY	\$69.47		\$69.47	
136476	09-Mar-17	H6115	MIKE HOFFMANN	\$4,600.00		\$4,600.00	
136477	09-Mar-17	I0025	VANTAGEPOINT TRANSFER AGENTS - 301281	\$23,731.88		\$23,731.88	
136478	09-Mar-17	I4747	ILLINI FS, INC.	\$13,571.60		\$13,571.60	
136479	09-Mar-17	I4790	ILLINOIS-AMERICAN WATER	\$1,856.46		\$1,856.46	
136480	09-Mar-17	I8235	I3 BROADBAND - CU	\$217.99		\$217.99	
136481	09-Mar-17	J0320	JANITOR & MAINTENANCE SUPPLIES, INC.	\$85.65		\$85.65	
136482	09-Mar-17	K2190	KEN'S OIL SERVICE, INC.	\$26,573.52		\$26,573.52	
136483	09-Mar-17	L3504	THE LINCOLN NATIONAL LIFE INSURANCE CO.	\$2,711.56	\$3.00	\$2,708.56	
136484	09-Mar-17	L6446	LOWE'S	\$204.08		\$204.08	
136485	09-Mar-17	L9642	LYNN A. UMBARGER	\$350.00		\$350.00	
136486	09-Mar-17	M0377	MARTIN ONE SOURCE	\$4,254.00		\$4,254.00	
136487	09-Mar-17	M0452	MATTEX SERVICE CO., INC.	\$160.00		\$160.00	
136488	09-Mar-17	M1269	MCS OFFICE TECHNOLOGIES	\$5,135.98		\$5,135.98	
136489	09-Mar-17	M2310	MEYER CAPEL	\$2,156.00		\$2,156.00	
136490	09-Mar-17	M3015	MH EQUIPMENT COMPANY	\$1,449.78		\$1,449.78	
136491	09-Mar-17	M3408	MIDWEST TRANSIT EQUIPMENT, INC.	\$145.43	\$69.99	\$75.44	
136492	09-Mar-17	M6018	FLEET SERVICES	\$16,521.45	\$6,947.88	\$9,573.57	
136493	09-Mar-17	M6162	MOHAWK MFG. & SUPPLY CO.	\$779.63		\$779.63	
136494	09-Mar-17	M9548	MYERS TIRE SUPPLY	\$327.76		\$327.76	
136495	09-Mar-17	N0387	NATIONAL COATINGS & SUPPLIES	\$38.99		\$38.99	
136496	09-Mar-17	N2292	THE AFTERMARKET PARTS COMPANY, LLC.	\$0.00		\$0.00	
136497	09-Mar-17	N2292	THE AFTERMARKET PARTS COMPANY, LLC.	\$16,791.96		\$16,791.96	X
136498	09-Mar-17	N9686	** NYS CHILD SUPPORT PROCESSING CENTER	\$60.00		\$60.00	
136499	09-Mar-17	O7450	ORKIN EXTERMINATING CO.	\$356.58		\$356.58	
136500	09-Mar-17	P0990	PCM SALES, INC.	\$900.00		\$900.00	
136501	09-Mar-17	P3646	ON THE JOB CONSULTING, INC.	\$5,111.25		\$5,111.25	
136502	09-Mar-17	P4521	CYNTHIA HOYLE	\$3,390.00		\$3,390.00	
136503	09-Mar-17	P6385	POTTER ELECTRIC SERVICE INC.	\$933.42		\$933.42	
136504	09-Mar-17	R2015	REPUBLIC SERVICES	\$1,437.83		\$1,437.83	
136505	09-Mar-17	R3488	RILCO OF PEORIA, INC.	\$6,545.39		\$6,545.39	
136506	09-Mar-17	R3495	** RIVER CITY CONSTRUCTION, LLC	\$513,338.45		\$513,338.45	
136507	09-Mar-17	R6120	ROGARDS OFFICE PRODUCTS	\$496.75		\$496.75	
136508	09-Mar-17	R8487	BRIAN RULON	\$40.00		\$40.00	
136509	09-Mar-17	S0078	SAFETY-KLEEN CORP.	\$239.20		\$239.20	
136510	09-Mar-17	S3115	DANIEL J. HARTMAN	\$197.00		\$197.00	
136511	09-Mar-17	S3187	SHOE CARNIVAL, INC.	\$349.93		\$349.93	
136512	09-Mar-17	S5981	AMY L. SNYDER	\$1,051.56		\$1,051.56	
136513	09-Mar-17	S8135	ROBERT W. STICKELS	\$40.00		\$40.00	
136514	09-Mar-17	T2064	TEE JAY CENTRAL, INC.	\$800.00		\$800.00	
136515	09-Mar-17	T3063	THERMO KING MIDWEST, INC.	\$793.58		\$793.58	
136516	09-Mar-17	T7590	TRUCK CENTERS, INC.	\$1,088.80		\$1,088.80	
136517	09-Mar-17	U5180	UNITED PARCEL SERVICE	\$56.70		\$56.70	
136518	09-Mar-17	U7359	** URBANA MUNICIPAL EMPL. CREDIT UNION	\$42,727.21		\$42,727.21	
136519	09-Mar-17	U7653	US BANK VENDOR SERVICES	\$2,200.99	\$108.79	\$2,092.20	
136520	09-Mar-17	V6271	MONICA VONNER	\$293.02		\$293.02	
136521	09-Mar-17	W3588	PETER WITTMAN	\$298.18		\$298.18	
136522	09-Mar-17	W7421	JEFFERY G. WRIGHT	\$717.74		\$717.74	
136523	09-Mar-17	Y2150	YELLOW TRANSPORT, LTD.	\$10,083.24		\$10,083.24	
136524	09-Mar-17	I4975	IL WORKERS' COMPENSATION COMMISSION	\$375.51	\$14.57	\$360.94	
136525	16-Mar-17	A4702	ALL AMERICAN AIR FILTERS, INC.	\$532.71		\$532.71	
136526	16-Mar-17	A5085	AMERENIP	\$7,554.99		\$7,554.99	
136527	16-Mar-17	A5115	AMERICAN PUBLIC TRANSIT	\$385.00		\$385.00	
136528	16-Mar-17	A6790	APOLLO VIDEO TECHNOLOGY	\$3,291.21		\$3,291.21	
136529	16-Mar-17	A7910	ASSURITY LIFE INSURANCE	\$161.00		\$161.00	
136530	16-Mar-17	A8007	AT & T	\$80.91		\$80.91	
136531	16-Mar-17	B4510	BLACK & COMPANY	\$604.25		\$604.25	
136532	16-Mar-17	B4910	JASON BLUNIER	\$40.00		\$40.00	
136533	16-Mar-17	B8501	BUMPER TO BUMPER	\$477.86		\$477.86	
136534	16-Mar-17	C0276	CCMSI-INDEX/OFAC	\$12.30		\$12.30	
136535	16-Mar-17	C1560	CDC PAPER & JANITOR	\$635.59		\$635.59	
136536	16-Mar-17	C2165	CENTRAL ILLINOIS TRUCKS	\$865.95		\$865.95	
136537	16-Mar-17	C3058	CHAMPAIGN DO-IT-BEST AND	\$23.91		\$23.91	

Champaign-Urbana Mass Transit District
Accounts Payable Check Disbursement List
BUSEY BANK OPERATING ACCOUNT

From Date: 3/01/2017

Thru Date: 3/31/2017

Check #	Check Date	Ref #	Name	Total Paid	C-CARTS Portion	MTD Portion	Voided
136538	16-Mar-17	C6258	COLUMBIA STREET ROASTERY	\$351.75		\$351.75	
136539	16-Mar-17	D0271	** DANVILLE MASS TRANSIT	\$2,436.00		\$2,436.00	
136540	16-Mar-17	D0423	DAVE & HARRY LOCKSMITHS	\$506.00		\$506.00	
136541	16-Mar-17	D2942	DEX	\$338.60		\$338.60	
136542	16-Mar-17	E3382	EICHENAUER SERVICES, INC.	\$651.24		\$651.24	
136543	16-Mar-17	E4595	ELECTRIC AUTO	\$1,270.00		\$1,270.00	
136544	16-Mar-17	F0365	FASTENAL COMPANY	\$13.38		\$13.38	
136545	16-Mar-17	F4595	FLEET-NET CORPORATION	\$2,160.00		\$2,160.00	
136546	16-Mar-17	F6332	DAVID L. FOOTE	\$2,000.00		\$2,000.00	
136547	16-Mar-17	F6367	FORD CITY	\$21.71		\$21.71	
136548	16-Mar-17	F6368	** FORD MOTOR CREDIT COMPANY LLC	\$134.47		\$134.47	
136549	16-Mar-17	G3484	GILLIG LLC	\$1,068.15		\$1,068.15	
136550	16-Mar-17	G6290	ANNETTE GOODRICH	\$40.00		\$40.00	
136551	16-Mar-17	H3360	HIBU INC.	\$118.00		\$118.00	
136552	16-Mar-17	I4828	ILLINOIS HOME PAGE	\$425.00		\$425.00	
136553	16-Mar-17	I4840	ILLINOIS OIL MARKETING	\$1,792.59		\$1,792.59	
136554	16-Mar-17	I5904	INTERSTATE BATTERIES	\$235.90		\$235.90	
136555	16-Mar-17	J3680	JEFFREY A. WILSEY	\$71.98		\$71.98	
136556	16-Mar-17	K0272	MARK KANTNER	\$61.31		\$61.31	
136557	16-Mar-17	K2190	KEN'S OIL SERVICE, INC.	\$26,200.85		\$26,200.85	
136558	16-Mar-17	L0345	CHRISTOPHER LAROE	\$89.93		\$89.93	
136559	16-Mar-17	L3350	LAWRENCE LI, MD	\$1,258.38		\$1,258.38	
136560	16-Mar-17	L3517	JAMES R. LINGREEN	\$57.94		\$57.94	
136561	16-Mar-17	L4783	LLOYDS REGISTER QUALITY ASSURANCE INC.	\$750.00		\$750.00	
136562	16-Mar-17	L6285	LOOMIS	\$424.48		\$424.48	
136563	16-Mar-17	M2145	MEINEKE MUFFLERS	\$183.65		\$183.65	
136564	16-Mar-17	M3015	MH EQUIPMENT COMPANY	\$2,567.71		\$2,567.71	
136565	16-Mar-17	M3408	MIDWEST TRANSIT EQUIPMENT, INC.	\$669.58		\$669.58	
136566	16-Mar-17	M6162	MOHAWK MFG. & SUPPLY CO.	\$779.20		\$779.20	
136567	16-Mar-17	M8518	MUNCIE RECLAMATION-SUPPLY	\$32.82		\$32.82	
136568	16-Mar-17	N0320	NAPA AUTO PARTS	\$94.69		\$94.69	
136569	16-Mar-17	N0387	NATIONAL COATINGS & SUPPLIES	\$172.08		\$172.08	
136570	16-Mar-17	N2292	THE AFTERMARKET PARTS COMPANY, LLC.	\$0.00		\$0.00	X
136571	16-Mar-17	N2292	THE AFTERMARKET PARTS COMPANY, LLC.	\$11,774.64		\$11,774.64	
136572	16-Mar-17	P0270	PANNIER CORPORATION	\$8,235.00		\$8,235.00	
136573	16-Mar-17	P0358	PARKLAND BUSINESS	\$199.00		\$199.00	
136574	16-Mar-17	P0990	PCM SALES, INC.	\$276.61		\$276.61	
136575	16-Mar-17	P4522	SHERRY HELFER	\$398.83		\$398.83	
136576	16-Mar-17	R2320	REYNOLDS TOWING SERVICE	\$210.00		\$210.00	
136577	16-Mar-17	R3488	RILCO OF PEORIA, INC.	\$233.58		\$233.58	
136578	16-Mar-17	R6120	ROGARDS OFFICE PRODUCTS	\$37.95		\$37.95	
136579	16-Mar-17	S0078	SAFETY-KLEEN CORP.	\$886.22		\$886.22	
136580	16-Mar-17	S0254	SAM'S CLUB	\$68.83		\$68.83	
136581	16-Mar-17	S3487	SILVER MACHINE SHOP	\$160.00		\$160.00	
136582	16-Mar-17	S6600	SPEED LUBE VI	\$30.95		\$30.95	
136583	16-Mar-17	S8027	STATE FIRE MARSHALL	\$130.00		\$130.00	
136584	16-Mar-17	S8066	THOMAS STEWART	\$179.09		\$179.09	
136585	16-Mar-17	S8506	JANE M. SULLIVAN	\$40.00		\$40.00	
136586	16-Mar-17	T3190	THOMAS, MAMER & HAUGHEY	\$971.50		\$971.50	
136587	16-Mar-17	T7455	TRIUNE HEALTH GROUP	\$1,467.21		\$1,467.21	
136588	16-Mar-17	T7510	TROPHYTIME	\$28.20		\$28.20	
136589	16-Mar-17	T7590	TRUCK CENTERS, INC.	\$2,160.67		\$2,160.67	
136590	16-Mar-17	U5180	UNITED PARCEL SERVICE	\$25.94		\$25.94	
136591	16-Mar-17	U5996	UNIVERSITY OF ILLINOIS	\$433.00		\$433.00	
136592	16-Mar-17	U7357	CITY OF URBANA	\$3,382.09		\$3,382.09	
136593	16-Mar-17	U7385	URBANA TRUE TIRES	\$1,257.15		\$1,257.15	
136594	16-Mar-17	U8040	UTC FIRE & SECURITY AMERICA'S CORP. INC.	\$8.29		\$8.29	
136595	16-Mar-17	V2233	VERIZON WIRELESS	\$517.73		\$517.73	
136596	16-Mar-17	V6271	MONICA VONNER	\$151.81		\$151.81	
136597	16-Mar-17	W0003	WCIA-CHANNEL 3	\$1,345.00		\$1,345.00	
136598	16-Mar-17	W0013	WPGU	\$112.00		\$112.00	
136599	16-Mar-17	W3455	UIF/WILL	\$470.00		\$470.00	
136600	16-Mar-17	W8564	WURTH USA MIDWEST, INC.	\$708.31		\$708.31	

Champaign-Urbana Mass Transit District
Accounts Payable Check Disbursement List
BUSEY BANK OPERATING ACCOUNT

From Date: 3/01/2017

Thru Date: 3/31/2017

Check #	Check Date	Ref #	Name	Total Paid	C-CARTS Portion	MTD Portion	Voided
136601	16-Mar-17	Z2333	ZF SERVICES NORTH AMERICA, LLC	\$739.76		\$739.76	
136602	16-Mar-17	V6271	MONICA VONNER	\$293.02		\$293.02	
136603	16-Mar-17	W3588	PETER WITTMAN	\$298.18		\$298.18	
136604	16-Mar-17	W7421	JEFFERY G. WRIGHT	\$717.74		\$717.74	
136605	23-Mar-17	A0865	ABSOPURE WATER COMPANY	\$55.50		\$55.50	
136606	23-Mar-17	A5085	AMERENIP	\$4,176.43		\$4,176.43	
136607	23-Mar-17	A7324	PDC/AREA COMPANIES	\$1,279.00		\$1,279.00	
136608	23-Mar-17	A9010	AWARDS LTD.	\$18.10		\$18.10	
136609	23-Mar-17	B4510	BLACK & COMPANY	\$115.27		\$115.27	
136610	23-Mar-17	C1560	CDC PAPER & JANITOR	\$362.63		\$362.63	
136611	23-Mar-17	C3105	CHEMICAL MAINTENANCE INC.	\$292.00		\$292.00	
136612	23-Mar-17	C3512	CINTAS FIRST AID & SAFETY	\$101.00		\$101.00	
136613	23-Mar-17	C6263	COMCAST CABLE	\$520.96		\$520.96	
136614	23-Mar-17	C6685	CONSTELLATION NEWENERGY, INC.	\$15,895.32		\$15,895.32	
136615	23-Mar-17	D0426	DAVIS-HOUK MECHANICAL, INC	\$274.39		\$274.39	
136616	23-Mar-17	D2850	DEVELOPMENTAL SERVICES	\$37,349.50		\$37,349.50	
136617	23-Mar-17	D3630	DIXON GRAPHICS	\$118.00		\$118.00	
136618	23-Mar-17	E0350	E-CONOLIGHT LLC	\$3,983.90		\$3,983.90	
136619	23-Mar-17	E0373	SNYDER PROPERTIES TRUST	\$293.80		\$293.80	
136620	23-Mar-17	E4595	ELECTRIC AUTO	\$815.00		\$815.00	
136621	23-Mar-17	F0365	FASTENAL COMPANY	\$794.82		\$794.82	
136622	23-Mar-17	F6367	FORD CITY	\$805.39	\$390.94	\$414.45	
136623	23-Mar-17	G2277	GENFARE	\$548.38		\$548.38	
136624	23-Mar-17	G3484	GILLIG LLC	\$664.74		\$664.74	
136625	23-Mar-17	H3564	HIRERIGHT SOLUTIONS INC.	\$900.92		\$900.92	
136626	23-Mar-17	H9538	HYDROTEX	\$4,665.48		\$4,665.48	
136627	23-Mar-17	I4747	ILLINI FS, INC.	\$112.00		\$112.00	
136628	23-Mar-17	I4751	ILLINI INSTITUTIONAL FOOD	\$325.57		\$325.57	
136629	23-Mar-17	I4770	ILLINI PLASTICS SUPPLY	\$1,250.00		\$1,250.00	
136630	23-Mar-17	I4790	ILLINOIS-AMERICAN WATER	\$27.34		\$27.34	
136631	23-Mar-17	M2179	MENARD'S	\$147.67		\$147.67	
136632	23-Mar-17	M3375	MID ILLINOIS DEVELOPMENT, LLC	\$8,500.00		\$8,500.00	
136633	23-Mar-17	M3408	MIDWEST TRANSIT EQUIPMENT, INC.	\$148.65		\$148.65	
136634	23-Mar-17	M6162	MOHAWK MFG. & SUPPLY CO.	\$23.63		\$23.63	
136635	23-Mar-17	M8518	MUNCIE RECLAMATION-SUPPLY	\$372.64		\$372.64	
136636	23-Mar-17	M9570	CFM INTERNATIONAL	\$1,350.00		\$1,350.00	
136637	23-Mar-17	N0320	NAPA AUTO PARTS	\$71.30		\$71.30	
136638	23-Mar-17	N0387	NATIONAL COATINGS & SUPPLIES	\$43.86		\$43.86	
136639	23-Mar-17	N2292	THE AFTERMARKET PARTS COMPANY, LLC.	\$9,302.07		\$9,302.07	
136640	23-Mar-17	N2295	THE NEWS GAZETTE	\$961.20		\$961.20	
136641	23-Mar-17	N2295	THE NEWS GAZETTE	\$10,871.72		\$10,871.72	
136642	23-Mar-17	R3488	RILCO OF PEORIA, INC.	\$6,126.50		\$6,126.50	
136643	23-Mar-17	R6120	ROGARDS OFFICE PRODUCTS	\$246.95		\$246.95	
136644	23-Mar-17	R6482	MICHAEL JOSEPH ROYSE	\$4,500.00		\$4,500.00	
136645	23-Mar-17	S0060	SAFEWORKS ILLINOIS	\$809.00	\$200.00	\$609.00	
136646	23-Mar-17	S3115	DANIEL J. HARTMAN	\$311.76		\$311.76	
136647	23-Mar-17	S5192	S.J. SMITH WELDING SUPPLY	\$126.20		\$126.20	
136648	23-Mar-17	S8034	STARK EXCAVATING, INC	\$4,300.00		\$4,300.00	
136649	23-Mar-17	T0007	TJ'S LAUNDRY & DRY CLEANING	\$55.00		\$55.00	
136650	23-Mar-17	T2225	TERMINAL SUPPLY COMPANY	\$277.89		\$277.89	
136651	23-Mar-17	T3063	THERMO KING MIDWEST, INC.	\$420.63		\$420.63	
136652	23-Mar-17	T7590	TRUCK CENTERS, INC.	\$672.07		\$672.07	
136653	23-Mar-17	T9069	TWILIO INC	\$562.25		\$562.25	
136654	23-Mar-17	U5998	UNIVERSITY OF ILLINOIS	\$11,797.33		\$11,797.33	
136655	23-Mar-17	U7355	U-C SANITARY DISTRICT	\$742.78		\$742.78	
136656	23-Mar-17	U7385	URBANA TRUE TIRES	\$1,085.51	\$448.47	\$637.04	
136657	23-Mar-17	V6271	MONICA VONNER	\$293.02		\$293.02	
136658	23-Mar-17	W3588	PETER WITTMAN	\$298.18		\$298.18	
136659	23-Mar-17	W7421	JEFFERY G. WRIGHT	\$717.74		\$717.74	
136660	23-Mar-17	Z2333	ZF SERVICES NORTH AMERICA, LLC	\$374.37		\$374.37	
136661	23-Mar-17	B4522	** BLATT, HASENMILLER, LEIBSKER & MOORE,LLC	\$363.63		\$363.63	
136662	23-Mar-17	C0410	** CAVALRY PORTFOLIO SERVICES, LLC	\$264.61		\$264.61	
136663	23-Mar-17	C6257	** MARSHA L. COMBS-SKINNER	\$290.76		\$290.76	

Champaign-Urbana Mass Transit District
Accounts Payable Check Disbursement List
BUSEY BANK OPERATING ACCOUNT

From Date: 3/01/2017

Thru Date: 3/31/2017

Check #	Check Date	Ref #	Name	Total Paid	C-CARTS Portion	MTD Portion	Voided
136664	23-Mar-17	F6368	** FORD MOTOR CREDIT COMPANY LLC	\$668.54		\$668.54	
136665	23-Mar-17	I0025	VANTAGEPOINT TRANSFER AGENTS - 301281	\$23,941.47		\$23,941.47	
136666	23-Mar-17	I5566	** INDIANA STATE CENTRAL COLLECTION UNIT	\$60.00		\$60.00	
136667	23-Mar-17	N9686	** NYS CHILD SUPPORT PROCESSING CENTER	\$60.00		\$60.00	
136668	23-Mar-17	P7379	** PRESTIGE FINANCIAL SERVICES, INC.	\$416.94		\$416.94	
136669	23-Mar-17	U7359	** URBANA MUNICIPAL EMPL. CREDIT UNION	\$40,624.49		\$40,624.49	
136670	30-Mar-17	A1933	ADVANCED COMMERCIAL ROOFING	\$390.00		\$390.00	
136671	30-Mar-17	A5002	AMAZON	\$411.46		\$411.46	
136672	30-Mar-17	A5085	AMERENIP	\$2,075.52		\$2,075.52	
136673	30-Mar-17	A7322	ArcBest	\$237.71		\$237.71	
136674	30-Mar-17	A8007	AT & T	\$124.43		\$124.43	
136675	30-Mar-17	A8129	ATI PHYSICAL THERAPY	\$425.84		\$425.84	
136676	30-Mar-17	A8576	AUTOMOTIVE EQUIPMENT SALES & SERVICE	\$4,159.51		\$4,159.51	
136677	30-Mar-17	B0427	** BARBECK COMMUNICATION	\$308.16	\$308.16	\$0.00	
136678	30-Mar-17	B0433	DREW BARGMANN	\$240.00		\$240.00	
136679	30-Mar-17	B2180	BENEFIT PLANNING CONSULTANTS, INC.	\$799.50		\$799.50	
136680	30-Mar-17	B4510	BLACK & COMPANY	\$18.12		\$18.12	
136681	30-Mar-17	B4780	BNA	\$2,391.00		\$2,391.00	
136682	30-Mar-17	B7464	ERIC M. BROGA	\$1,081.89		\$1,081.89	
136683	30-Mar-17	C0276	CCMSI-INDEX/OFAC	\$12.30		\$12.30	
136684	30-Mar-17	C0365	CARLE PHYSICIAN GROUP	\$1,077.30		\$1,077.30	
136685	30-Mar-17	C1560	CDC PAPER & JANITOR	\$294.51		\$294.51	
136686	30-Mar-17	C2153	CENTER FOR EDUCATION & EMPLOYMENT LAW	\$144.95		\$144.95	
136687	30-Mar-17	C2165	CENTRAL ILLINOIS TRUCKS	\$0.00		\$0.00	X
136688	30-Mar-17	C2165	CENTRAL ILLINOIS TRUCKS	\$6,083.68		\$6,083.68	
136689	30-Mar-17	C3100	CHELSEA FINANCIAL GROUP, LTD.	\$18,225.22		\$18,225.22	
136690	30-Mar-17	C4588	CLEAN THE UNIFORM COMPANY HIGHLAND	\$1,303.48		\$1,303.48	
136691	30-Mar-17	C6258	COLUMBIA STREET ROASTERY	\$318.50		\$318.50	
136692	30-Mar-17	C6262	** COMBINED CHARITABLE CAMPAIGN	\$5,357.10		\$5,357.10	
136693	30-Mar-17	C6271	COMP MC	\$262.12		\$262.12	
136694	30-Mar-17	C6285	THOMAS C. CONRAD	\$40.00		\$40.00	
136695	30-Mar-17	C6685	CONSTELLATION NEWENERGY, INC.	\$7,106.73		\$7,106.73	
136696	30-Mar-17	C7485	BRAD CRONK	\$1,629.98		\$1,629.98	
136697	30-Mar-17	C8515	MARK L. CUNNINGHAM	\$40.00		\$40.00	
136698	30-Mar-17	D2064	DEEM LANDSCAPING, INC.	\$4,869.00		\$4,869.00	
136699	30-Mar-17	D2848	DETAILER'S TRAINING	\$209.85		\$209.85	
136700	30-Mar-17	D3630	DIXON GRAPHICS	\$118.00		\$118.00	
136701	30-Mar-17	D8520	DUNCAN SUPPLY CO. INC.	\$8.69		\$8.69	
136702	30-Mar-17	D8587	DUST & SON OF CHAMPAIGN COUNTY, INC	\$375.85		\$375.85	
136703	30-Mar-17	E0385	EATON CORPORATION	\$4,785.00		\$4,785.00	
136704	30-Mar-17	E3393	BRENDA EILBRACHT	\$211.40		\$211.40	
136705	30-Mar-17	E4733	STEVEN F. ELLIS	\$40.00		\$40.00	
136706	30-Mar-17	F0365	FASTENAL COMPANY	\$169.24		\$169.24	
136707	30-Mar-17	F0367	FASTENERS ETC., INC.	\$96.14		\$96.14	
136708	30-Mar-17	F2013	F.E. MORAN, INC.	\$210.00		\$210.00	
136709	30-Mar-17	G3102	GHR ENGINEERS & ASSOCIATES, INC.	\$1,293.12		\$1,293.12	
136710	30-Mar-17	G3484	GILLIG LLC	\$260.82		\$260.82	
136711	30-Mar-17	G4290	GLOBAL EQUIPMENT COMPANY	\$78.90		\$78.90	
136712	30-Mar-17	G5519	KARL P. GNADT	\$1,331.27		\$1,331.27	
136713	30-Mar-17	G6300	GOODYEAR TIRE & RUBBER CO	\$12,198.75		\$12,198.75	
136714	30-Mar-17	G6445	GOVCONNECTION, INC	\$659.00		\$659.00	
136715	30-Mar-17	G7341	SUSAN GREER	\$40.00		\$40.00	
136716	30-Mar-17	H2015	MICHAEL HEALEA	\$120.00		\$120.00	
136717	30-Mar-17	H2150	LARRY HELM	\$40.00		\$40.00	
136718	30-Mar-17	H2235	HERITAGE PETROLEUM, LLC	\$12,342.13		\$12,342.13	
136719	30-Mar-17	I4747	ILLINI FS, INC.	\$12,841.86		\$12,841.86	
136720	30-Mar-17	I4790	ILLINOIS-AMERICAN WATER	\$572.13		\$572.13	
136721	30-Mar-17	I4824	ILLINOIS DEPARTMENT EMPLOYMENT SECURITY	\$31,652.55	\$637.71	\$31,014.84	
136722	30-Mar-17	I7667	ISAKSEN GLERUM WACHTER, LLC	\$16,332.34		\$16,332.34	
136723	30-Mar-17	J0310	JANEK CORPORATION	\$1,500.00		\$1,500.00	
136724	30-Mar-17	J0320	JANITOR & MAINTENANCE SUPPLIES, INC.	\$667.80		\$667.80	
136725	30-Mar-17	J3680	JEFFREY A. WILSEY	\$64.98		\$64.98	
136726	30-Mar-17	K2190	KEN'S OIL SERVICE, INC.	\$24,724.55		\$24,724.55	

Champaign-Urbana Mass Transit District
Accounts Payable Check Disbursement List
BUSEY BANK OPERATING ACCOUNT

From Date: 3/01/2017

Thru Date: 3/31/2017

Check #	Check Date	Ref #	Name	Total Paid	C-CARTS Portion	MTD Portion	Voided
136727	30-Mar-17	K3569	ROBERT KIRKLAND	\$200.00		\$200.00	
136728	30-Mar-17	L0263	JOSHUA LAND	\$250.00		\$250.00	
136729	30-Mar-17	L0440	LAWSON PRODUCTS, INC.	\$39.79		\$39.79	
136730	30-Mar-17	L3350	LAWRENCE LI, MD	\$816.66		\$816.66	
136731	30-Mar-17	M0368	MARK'S RADIATOR SHOP	\$2,665.00		\$2,665.00	
136732	30-Mar-17	M1269	MCS OFFICE TECHNOLOGIES	\$921.40		\$921.40	
136733	30-Mar-17	M2114	LISA MEID	\$40.00		\$40.00	
136734	30-Mar-17	M2179	MENARD'S	\$733.10		\$733.10	
136735	30-Mar-17	M3408	** MIDWEST TRANSIT EQUIPMENT, INC.	\$276.73	\$276.73	\$0.00	
136736	30-Mar-17	M6018	FLEET SERVICES	\$14,450.87	\$5,819.25	\$8,631.62	
136737	30-Mar-17	M6162	MOHAWK MFG. & SUPPLY CO.	\$327.72		\$327.72	
136738	30-Mar-17	M8518	MUNCIE RECLAMATION-SUPPLY	\$219.90		\$219.90	
136739	30-Mar-17	M9548	MYERS TIRE SUPPLY	\$526.95		\$526.95	
136740	30-Mar-17	N0320	NAPA AUTO PARTS	\$39.00		\$39.00	
136741	30-Mar-17	N2292	THE AFTERMARKET PARTS COMPANY, LLC.	\$0.00		\$0.00	X
136742	30-Mar-17	N2292	THE AFTERMARKET PARTS COMPANY, LLC.	\$0.00		\$0.00	X
136743	30-Mar-17	N2292	THE AFTERMARKET PARTS COMPANY, LLC.	\$15,163.96		\$15,163.96	
136744	30-Mar-17	O8113	OTIS ELEVATOR COMPANY	\$2,515.11		\$2,515.11	
136745	30-Mar-17	P0990	PCM SALES, INC.	\$73.37		\$73.37	
136746	30-Mar-17	P2226	PERSONAL MOBILITY	\$100.00		\$100.00	
136747	30-Mar-17	P2253	TRACEY PETTIGREW	\$40.00		\$40.00	
136748	30-Mar-17	P2254	PETTY CASH (CDL's)	\$150.00		\$150.00	
136749	30-Mar-17	P2255	PETTY CASH (GENERAL FUND)	\$813.73		\$813.73	
136750	30-Mar-17	P2256	PETTY CASH (CHANGE FUND)	\$196.00		\$196.00	
136751	30-Mar-17	P3568	PINNACLE DOOR	\$502.30		\$502.30	
136752	30-Mar-17	P6436	POWDER COATING & CUSTOM CHROME	\$1,092.54		\$1,092.54	
136753	30-Mar-17	P7585	** PRUDENTIAL INSURANCE CO.	\$13.00		\$13.00	
136754	30-Mar-17	R0272	JOSEPH S. RANK	\$40.00		\$40.00	
136755	30-Mar-17	R0308	RAPID REPRODUCTIONS, INC.	\$348.08		\$348.08	
136756	30-Mar-17	R2015	REPUBLIC SERVICES	\$225.91		\$225.91	
136757	30-Mar-17	R3495	** RIVER CITY CONSTRUCTION, LLC	\$6,669.00		\$6,669.00	
136758	30-Mar-17	R6120	ROGARDS OFFICE PRODUCTS	\$199.19	\$31.26	\$167.93	
136759	30-Mar-17	S2020	DONAVYN L. SEAY	\$40.00		\$40.00	
136760	30-Mar-17	S3006	ADAM C. SHANKS	\$164.39		\$164.39	
136761	30-Mar-17	S3115	DANIEL J. HARTMAN	\$624.30	\$144.00	\$480.30	
136762	30-Mar-17	S3187	SHOE CARNIVAL, INC.	\$99.98		\$99.98	
136763	30-Mar-17	S3487	SILVER MACHINE SHOP	\$537.00		\$537.00	
136764	30-Mar-17	S5191	STUART SMITH	\$80.00		\$80.00	
136765	30-Mar-17	T0007	TJ'S LAUNDRY & DRY CLEANING	\$55.25		\$55.25	
136766	30-Mar-17	T2205	TEPPER ELECTRIC SUPPLY CO	\$531.02		\$531.02	
136767	30-Mar-17	T3189	RAYMOND THOMAS	\$40.00		\$40.00	
136768	30-Mar-17	T7590	TRUCK CENTERS, INC.	\$744.56		\$744.56	
136769	30-Mar-17	U7385	URBANA TRUE TIRES	\$614.99	\$453.31	\$161.68	
136770	30-Mar-17	V6271	MONICA VONNER	\$293.02		\$293.02	
136771	30-Mar-17	W3126	TODD WHITT	\$80.00		\$80.00	
136772	30-Mar-17	W3485	CHARLES A. WILSON	\$120.00		\$120.00	
136773	30-Mar-17	W3500	WIMACTEL INC.	\$13.54		\$13.54	
136774	30-Mar-17	W3588	PETER WITTMAN	\$298.18		\$298.18	
136775	30-Mar-17	W7421	JEFFERY G. WRIGHT	\$717.74		\$717.74	
136776	30-Mar-17	A2487	** AFLAC	\$8,128.06		\$8,128.06	
136777	30-Mar-17	A2488	** AFLAC GROUP INSURANCE	\$524.20		\$524.20	
136778	30-Mar-17	A5025	AMBULATORY ANESTHESIOLOGY	\$335.95		\$335.95	
136779	30-Mar-17	A8129	ATI PHYSICAL THERAPY	\$8,011.00		\$8,011.00	
136780	30-Mar-17	C0361	CARLE FOUNDATION HOSPITAL	\$1,697.02		\$1,697.02	
136781	30-Mar-17	C0363	CARLE PHYSICIAN GROUP	\$140.64		\$140.64	
136782	30-Mar-17	C6271	COMP MC	\$5,972.60		\$5,972.60	
136783	30-Mar-17	L3504	THE LINCOLN NATIONAL LIFE INSURANCE CO.	\$2,807.56	\$3.00	\$2,804.56	
136784	30-Mar-17	M3406L	MIDWEST ORTHOPAEDICS AT RUSH	\$1,200.00		\$1,200.00	
136785	30-Mar-17	O6011	OC ONE CALL CARE TRANSPORT & TRANSLATE	\$805.56		\$805.56	
136786	30-Mar-17	T7455	TRIUNE HEALTH GROUP	\$450.38		\$450.38	
136787	30-Mar-17	W3588	PETER WITTMAN	\$154.44		\$154.44	
3041710	04-Mar-17	I5862	** INTERNAL REVENUE SERVICE	\$2,796.53	\$2,796.53	\$0.00	
3042017	04-Mar-17	I5862	INTERNAL REVENUE SERVICE	\$163,065.55		\$163,065.55	

Champaign-Urbana Mass Transit District
Accounts Payable Check Disbursement List
 BUSEY BANK OPERATING ACCOUNT

From Date: 3/01/2017

Thru Date: 3/31/2017

Check #	Check Date	Ref #	Name	Total Paid	C-CARTS Portion	MTD Portion	Voided
3082017	08-Mar-17	S8030	** STATES DISBURSEMENT UNIT	\$2,694.34		\$2,694.34	
3091710	10-Mar-17	I4830	** I.M.R.F.	\$4,025.06	\$2,990.64	\$1,034.42	
3092017	10-Mar-17	I4830	I.M.R.F.	\$232,225.61		\$232,225.61	
3111710	10-Mar-17	I4826	** ILLINOIS DEPT OF REVENUE	\$436.11	\$436.11	\$0.00	
3112017	10-Mar-17	I4826	** ILLINOIS DEPT OF REVENUE	\$20,865.97		\$20,865.97	
3222017	22-Mar-17	S8030	** STATES DISBURSEMENT UNIT	\$2,546.46		\$2,546.46	
3241710	24-Mar-17	I5862	** INTERNAL REVENUE SERVICE	\$2,512.25	\$2,512.25	\$0.00	
3242017	24-Mar-17	I5862	INTERNAL REVENUE SERVICE	\$162,324.48		\$162,324.48	
3251710	24-Mar-17	I4826	** ILLINOIS DEPT OF REVENUE	\$395.51	\$395.51	\$0.00	
3252017	24-Mar-17	I4826	** ILLINOIS DEPT OF REVENUE	\$20,637.56		\$20,637.56	
3292017	29-Mar-17	I4830	I.M.R.F.	\$41,506.93		\$41,506.93	
				\$2,499,597.77	\$29,026.73	\$2,470,571.04	

Champaign Urbana Mass Transit District
Accounts Payable Check Disbursement List

Checking Account #: 011-8189-0

FLEX CHECKING-BUSEY BANK

From Date: 3/22/2017

Thru Date: 3/31/2017

Check #	Check Date	Ref #	Name	Amount	Voided
3312017	3/31/2017	F4640	FLEX-EMPLOYEE REIMB.	\$14,275.16	
5423	3/22/2017	F4640	FLEX-EMPLOYEE REIMB.	\$38.37	
Total:				\$14,313.53	



Financial Information	Fiscal Year 2017				
	1st Quarter	2nd Quarter	3rd Quarter	4th Quarter	Fiscal Year to Date
	Actual	Actual	Actual	Actual	Actual
Total Expenses (-)	\$159,020.35	\$153,891.27	\$154,485.34		\$467,396.96
Passenger Revenue (+)	\$15,579.45	\$26,869.14	\$40,273.98		\$82,722.57
IDOT Reimbursement (+) (DOAP & 5311 Funding)	\$143,440.90	\$127,022.13	\$114,211.36		\$384,674.39
Balance	\$0.00	\$0.00	\$0.00	\$0.00	\$0.00

Other Information	Fiscal Year 2017				
	1st Quarter	2nd Quarter	3rd Quarter	4th Quarter	Fiscal Year to Date
CUMTD G&A Hours	382	374	270		1,026
CUMTD G&A Cost	\$16,523.32	\$14,593.44	\$12,119.90		\$43,236.66
Ridership	5,642	4,845	5,117		15,604
Revenue Miles	95,659	99,597	104,271		299,527
Revenue Hours	4,221	4,279	4,522		13,022



Account Summary

Basic Securities Account


CHAMPAIGN URBANA MASS TRANSIT DIST
C/O KARL GNADT & BRENDA E EILBRACHT

CHANGE IN VALUE OF YOUR ACCOUNTS (includes accrued interest)

	This Period (3/1/17-3/31/17)	This Year (1/1/17-3/31/17)
TOTAL BEGINNING VALUE	\$5,426,583.98	\$5,414,448.72
Normal Contributions	—	—
Debits	—	—
Security Transfers	—	—
Net Credits/Debits/Transfers	—	—
Change in Value	(2,959.89)	9,175.37
TOTAL ENDING VALUE	\$5,423,624.09	\$5,423,624.09

MARKET VALUE OVER TIME

The below chart displays the most recent thirteen months of Market Value.




This chart does not reflect corrections to Market Value made subsequent to the dates depicted. It may exclude transactions in Annuities or positions where we are not the custodian, which could delay the reporting of Market Value.

ASSET ALLOCATION (includes accrued interest)

	Market Value	Percentage
Cash	\$21,204.84	0.39
Fixed Income & Preferreds	5,402,419.25	99.61
TOTAL VALUE	\$5,423,624.09	100.00%

FDIC rules apply and Bank Deposits are eligible for FDIC insurance but are not covered by SIPC. Cash and securities (including MMFs) are eligible for SIPC coverage. See Expanded Disclosures. Values may include assets externally held, which are provided to you as a courtesy, and may not be covered by SIPC. For additional information, refer to the corresponding section of this statement.



This asset allocation represents holdings on a trade date basis, and projected settled Cash/BDP and MMF balances. These classifications do not constitute a recommendation and may differ from the classification of instruments for regulatory or tax purposes.

Account Summary

Basic Securities Account

CHAMPAIGN URBANA MASS TRANSIT DIST
C/O KARL GNADT & BRENDA E EILBRACHT

BALANCE SHEET (^ includes accrued interest)

	Last Period (as of 2/28/17)	This Period (as of 3/31/17)
Cash, BDP, MMFs	\$16,831.06	\$21,204.84
Certificates of Deposit ^	5,409,752.92	5,402,419.25
Total Assets	\$5,426,583.98	\$5,423,624.09
Total Liabilities (outstanding balance)	—	—
TOTAL VALUE	\$5,426,583.98	\$5,423,624.09

INCOME AND DISTRIBUTION SUMMARY

	This Period (3/1/17-3/31/17)	This Year (1/1/17-3/31/17)
Interest	\$4,373.78	\$9,172.63
Total Taxable Income And Distributions	\$4,373.78	\$9,172.63
Total Tax-Exempt Income	—	—
TOTAL INCOME AND DISTRIBUTIONS	\$4,373.78	\$9,172.63

Taxable and tax exempt income classifications are based on the characteristics of the underlying securities and not the taxable status of the account.

CASH FLOW

	This Period (3/1/17-3/31/17)	This Year (1/1/17-3/31/17)
OPENING CASH, BDP, MMFs	\$16,831.06	\$12,032.21
Income and Distributions	4,373.78	9,172.63
Total Investment Related Activity	\$4,373.78	\$9,172.63
Total Cash Related Activity	—	—
CLOSING CASH, BDP, MMFs	\$21,204.84	\$21,204.84

GAIN/(LOSS) SUMMARY

	Realized This Period (3/1/17-3/31/17)	Realized This Year (1/1/17-3/31/17)	Unrealized Inception to Date (as of 3/31/17)
Short-Term (Loss)	—	—	\$(9,345.70)
Long-Term Gain	—	—	7,505.20
Long-Term (Loss)	—	—	(995.00)
Total Long-Term	—	—	\$6,510.20
TOTAL GAIN/(LOSS)	—	—	\$(2,835.50)

The Gain/(Loss) Summary, which may change due to basis adjustments, is provided for informational purposes and should not be used for tax preparation. Refer to Gain/(Loss) in the Expanded Disclosures.



Account Detail

Basic Securities Account

CHAMPAIGN URBANA MASS TRANSIT DIST
C/O KARL GNADT & BRENDA E EILBRACHT

Investment Objectives†: Income, Aggressive Income, Capital Appreciation

Brokerage Account

† Inform us if your investment objectives, as defined in the Expanded Disclosures, change.

HOLDINGS

This section reflects positions purchased/sold on a trade date basis. "Market Value" and "Unrealized Gain/(Loss)" may not reflect the value that could be obtained in the market. Fixed Income securities are sorted by maturity or pre-refunding date, and alphabetically within date. Estimated Annual Income a) is calculated on a pre-tax basis, b) does not include any reduction for applicable non-US withholding taxes, c) may include return of principal or capital gains which could overstate such estimates, and d) for securities that have a defined maturity date within the next 12 months, is reflected only through maturity date. Actual income or yield may be lower or higher than the estimates. Current yield reflects the income generated by an investment, and does not reflect changes in its price. Structured Investments, identified on the Position Description Details line as "Asset Class: Struct Inv," may appear in various statement product categories. When displayed, the accrued interest, annual income and current yield for those with a contingent income feature (e.g., Range Accrual Notes or Contingent Income Notes) are estimates and assume specified accrual conditions are met during the relevant period and payment in full of all contingent interest. For Floating Rate Securities, the accrued interest, annual income and current yield are estimates based on the current floating coupon rate and may not reflect historic rates within the accrual period.

CASH, BANK DEPOSIT PROGRAM AND MONEY MARKET FUNDS

Cash, Bank Deposit Program, and Money Market Funds are generally displayed on a settlement date basis. You have the right to instruct us to liquidate your bank deposit balance(s) or shares of any money market fund balance(s) at any time and have the proceeds of such liquidation remitted to you. Estimated Annual Income, Accrued Interest, and APY% will only be displayed for fully settled positions.

Description	Market Value	7-Day Current Yield %	Est Ann Income	APY %
MORGAN STANLEY BANK N.A. #	\$21,204.84	—	\$2.00	0.010

	Percentage of Holdings	Market Value	Est Ann Income
CASH, BDP, AND MMFs	0.39%	\$21,204.84	\$2.00

Bank Deposits are held at Morgan Stanley Bank, N.A. and/or Morgan Stanley Private Bank, National Association, affiliates of Morgan Stanley Smith Barney LLC and each a national bank and FDIC member.

CERTIFICATES OF DEPOSIT

Security Description	Trade Date	Face Value	Orig Unit Cost Adj Unit Cost	Unit Price	Orig Total Cost Adj Total Cost	Market Value	Unrealized Gain/(Loss)	Est Ann Income Accrued Interest	Current Yield %
SYNOVUS BANK CD COLUMBUS GA CD	4/2/15	250,000.00	\$100.000	\$100.006	\$250,000.00			\$1,000.00	0.39
Coupon Rate 0.800%; Matures 04/10/2017; CUSIP 87164DGY0			\$100.000		\$250,000.00	\$250,015.00	\$15.00 LT	\$950.54	
Int. Semi-Annually Apr/Oct 09; Yield to Maturity .568%; Issued 04/09/15; Maturity Value = \$250,000.00; Asset Class: FI & Pref									
discover GREENWOOD DE CD	4/2/15	250,000.00	100.000	100.004	250,000.00			1,063.00	0.42
Coupon Rate 0.850%; Matures 04/10/2017; CUSIP 254672LJ5			100.000		250,000.00	250,010.00	10.00 LT	1,015.79	
Int. Semi-Annually Apr/Oct 08; Yield to Maturity .695%; Issued 04/08/15; Maturity Value = \$250,000.00; Asset Class: FI & Pref									
EVERBANK CD JACKSONVILLE FL CD	4/2/15	250,000.00	100.000	100.004	250,000.00			—	—
Coupon Rate 0.800%; Matures 04/13/2017; CUSIP 29976DWK2			100.000		250,000.00	250,010.00	10.00 LT	915.58	
Int. Semi-Annually Apr/Oct 15; Yield to Maturity .683%; Issued 04/15/15; Maturity Value = \$250,000.00; Asset Class: FI & Pref									

Account Detail

Basic Securities Account

CHAMPAIGN URBANA MASS TRANSIT DIST
C/O KARL GNADT & BRENDA E EILBRACHT

Security Description	Trade Date	Face Value	Orig Unit Cost Adj Unit Cost	Unit Price	Orig Total Cost Adj Total Cost	Market Value	Unrealized Gain/(Loss)	Est Ann Income Accrued Interest	Current Yield %
Peoples United BRIDGEPORT CT CD Coupon Rate 0.750%; Matures 04/17/2017; CUSIP 71270QMQ6 <i>Int. Semi-Annually Apr/Oct 15; Yield to Maturity .505%; Issued 04/15/15; Maturity Value = \$250,000.00; Asset Class: FI & Pref</i>	4/2/15	250,000.00	100.000 100.000	100.011	250,000.00 250,000.00	250,027.50	27.50 LT	938.00 860.23	0.37
INVESTORS SVGS BK SHORT HILLS NJ CD Coupon Rate 0.750%; Matures 06/28/2017; CUSIP 46176PEX9 <i>Int. Semi-Annually Mar/Sep 28; Yield to Maturity .601%; Issued 03/28/16; Maturity Value = \$250,000.00; Asset Class: FI & Pref</i>	4/5/16	250,000.00	100.190 100.037	100.036	250,475.00 250,093.41	250,090.00	(3.41) ST	— 15.28	—
GEORGIA BANK CD AUGUSTA GA CD Coupon Rate 0.800%; Matures 07/24/2017; CUSIP 373128FG7 <i>Interest Paid Monthly May 24; Issued 04/24/15; Maturity Value = \$250,000.00; Asset Class: FI & Pref</i>	4/2/15	250,000.00	100.000 100.000	100.098	250,000.00 250,000.00	250,245.00	245.00 LT	667.00 37.59	0.26
AMEX CENTURION SALT LAKE CITY UT CD Coupon Rate 1.150%; Matures 10/23/2017; CUSIP 02587DD96 <i>Int. Semi-Annually Apr/Oct 21; Yield to Maturity .859%; Issued 10/21/15; Maturity Value = \$140,000.00; Asset Class: FI & Pref</i>	10/14/15	140,000.00	100.000 100.000	100.163	140,000.00 140,000.00	140,228.20	228.20 LT	1,610.00 712.11	1.14
BANK OF CHINA NEW YORK NY CD Coupon Rate 0.800%; Matures 11/02/2017; CUSIP 06426TU31 <i>Interest Paid at Maturity; Yield to Maturity .932%; Issued 11/02/16; Maturity Value = \$250,000.00; Asset Class: FI & Pref</i>	10/25/16	250,000.00	100.000 100.000	99.923	250,000.00 250,000.00	249,807.50	(192.50) ST	2,000.00 816.43	0.80
TEXAS EXCHANGE CROWLEY TX CD Coupon Rate 1.000%; Matures 03/29/2018; CUSIP 88241TAN0 <i>Interest Paid Monthly Apr 30; Yield to Maturity 1.007%; Issued 03/31/16; Maturity Value = \$250,000.00; Asset Class: FI & Pref</i>	4/5/16	250,000.00	100.220 100.111	99.993	250,550.00 250,277.79	249,982.50	(295.29) ST	2,292.00	0.91
ALLY BK MIDVALE UT CD Coupon Rate 1.100%; Matures 04/09/2018; CUSIP 02006LPY3 <i>Int. Semi-Annually Apr/Oct 09; Yield to Maturity 1.152%; Issued 04/09/15; Maturity Value = \$250,000.00; Asset Class: FI & Pref</i>	4/2/15	250,000.00	100.000 100.000	99.947	250,000.00 250,000.00	249,867.50	(132.50) LT	2,750.00 1,307.00	1.10
FLUSHING BK NY CD FLUSHING NY CD Coupon Rate 1.100%; Matures 04/16/2018; CUSIP 34387ABH1 <i>Interest Paid Monthly May 15; Yield to Maturity 1.160%; Issued 04/15/15; Maturity Value = \$250,000.00; Asset Class: FI & Pref</i>	4/2/15	250,000.00	100.000 100.000	99.938	250,000.00 250,000.00	249,845.00	(155.00) LT	2,750.00 118.19	1.10
ROLLSTONE BANK FITCHBURG MA CD Coupon Rate 1.100%; Matures 04/16/2018; CUSIP 77579ABL9 <i>Int. Semi-Annually Apr/Oct 15; Yield to Maturity 1.160%; Issued 04/15/15; Maturity Value = \$250,000.00; Asset Class: FI & Pref</i>	4/2/15	250,000.00	100.000 100.000	99.938	250,000.00 250,000.00	249,845.00	(155.00) LT	2,750.00 1,261.67	1.10
comenity bank SALT LAKE CITY UT CD Coupon Rate 1.100%; Matures 04/30/2018; CUSIP 20033ASY3 <i>Interest Paid Monthly Nov 30; Yield to Maturity 1.445%; Issued 10/31/16; Maturity Value = \$50,000.00; Asset Class: FI & Pref</i>	10/25/16	50,000.00	100.000 100.000	99.631	50,000.00 50,000.00	49,815.50	(184.50) ST	550.00	1.10
JPM COLUMBUS OH CD Coupon Rate 1.200%; Matures 10/19/2018; CUSIP 48126XGP4 <i>Interest Paid Quarterly Jan 19; Callable \$100.00 on 10/19/17; Yield to Maturity 1.632%; Issued 10/19/16; Maturity Value = \$250,000.00; Asset Class: FI & Pref</i>	10/10/16	250,000.00	100.000 100.000	99.341	250,000.00 250,000.00	248,352.50	(1,647.50) ST	3,000.00 591.66	1.20
Merrick Bank SOUTH JORDAN UT CD Coupon Rate 1.150%; Matures 10/19/2018; CUSIP 59013JUF4 <i>Interest Paid Monthly Nov 19; Yield to Maturity 1.592%; Issued 10/19/16; Maturity Value = \$250,000.00; Asset Class: FI & Pref</i>	10/12/16	250,000.00	100.000 100.000	99.325	250,000.00 250,000.00	248,312.50	(1,687.50) ST	2,875.00 92.70	1.15



Account Detail

Basic Securities Account

CHAMPAIGN URBANA MASS TRANSIT DIST
C/O KARL GNADT & BRENDA E EILBRACHT

Security Description	Trade Date	Face Value	Orig Unit Cost Adj Unit Cost	Unit Price	Orig Total Cost Adj Total Cost	Market Value	Unrealized Gain/(Loss)	Est Ann Income Accrued Interest	Current Yield %
COMENITY BANK JUMBO (FORMERLY WORLD FINL NETWORK BANK) DE CD	10/14/15	200,000.00	100.000 100.000	100.891	200,000.00 200,000.00	201,782.00	1,782.00 LT	3,400.00 264.92	1.68
Coupon Rate 1.700%; Matures 10/22/2018; CUSIP 20099AY12 Interest Paid Monthly Nov 02; Yield to Maturity 1.121%; Issued 10/21/15; Maturity Value = \$200,000.00; Asset Class: FI & Pref									
First Bank PR SANTURCE PR CD	10/14/15	250,000.00	100.000 100.000	100.267	250,000.00 250,000.00	250,667.50	667.50 LT	3,875.00 104.11	1.54
Coupon Rate 1.550%; Matures 10/22/2018; CUSIP 33767AQP9 Interest Paid Monthly Nov 21; Yield to Maturity 1.376%; Issued 10/21/15; Maturity Value = \$250,000.00; Asset Class: FI & Pref									
CUSTOMERS BANK PHOENIXVILLE PA CD	10/10/16	250,000.00	100.000 100.000	99.313	250,000.00 250,000.00	248,262.50	(1,717.50) ST	2,875.00 1,224.24	1.15
Coupon Rate 1.150%; Matures 10/29/2018; CUSIP 23204HEL8 Int. Semi-Annually Apr/Oct 27; Yield to Maturity 1.592%; Issued 10/27/16; Maturity Value = \$250,000.00; Asset Class: FI & Pref									
bmw SALT LAKE CITY UT CD	3/15/16	250,000.00	100.000 100.000	99.779	250,000.00 250,000.00	249,447.50	(552.50) LT	3,250.00 114.80	1.30
Coupon Rate 1.300%; Matures 03/18/2019; CUSIP 05580ADW1 Int. Semi-Annually Mar/Sep 18; Yield to Maturity 1.414%; Issued 03/18/16; Maturity Value = \$250,000.00; Asset Class: FI & Pref									
BANK NEW ENG SALEM NH CD	10/12/16	250,000.00	100.000 100.000	98.918	250,000.00 250,000.00	247,295.00	(2,705.00) ST	2,750.00 73.87	1.11
Coupon Rate 1.100%; Matures 04/18/2019; CUSIP 063847AN7 Interest Paid Monthly Nov 21; Yield to Maturity 1.639%; Issued 10/21/16; Maturity Value = \$250,000.00; Asset Class: FI & Pref									
wells fargo cd SIOUX FALLS SD CD	4/15/16	250,000.00	100.000 100.000	99.635	250,000.00 250,000.00	249,087.50	(912.50) ST	3,125.00 92.34	1.25
Coupon Rate 1.250%; Matures 04/22/2019; CUSIP 9497484N4 Interest Paid Monthly May 20; Yield to Maturity 1.430%; Issued 04/20/16; Maturity Value = \$250,000.00; Asset Class: FI & Pref									
CAPITAL ONE NA MCLEAN VA CD	10/14/15	250,000.00	100.000 100.000	100.904	250,000.00 250,000.00	252,260.00	2,260.00 LT	4,875.00 2,156.25	1.93
Coupon Rate 1.950%; Matures 10/21/2019; CUSIP 14042RBA8 Int. Semi-Annually Apr/Oct 21; Yield to Maturity 1.588%; Issued 10/21/15; Maturity Value = \$250,000.00; Asset Class: FI & Pref									
Goldman Sachs NEW YORK NY CD	10/14/15	250,000.00	100.000 100.000	100.904	250,000.00 250,000.00	252,260.00	2,260.00 LT	4,875.00 2,156.25	1.93
Coupon Rate 1.950%; Matures 10/21/2019; CUSIP 38148JU58 Int. Semi-Annually Apr/Oct 21; Yield to Maturity 1.588%; Issued 10/21/15; Maturity Value = \$250,000.00; Asset Class: FI & Pref									

	Percentage of Holdings	Face Value	Orig Total Cost Adj Total Cost	Market Value	Unrealized Gain/(Loss)	Est Ann Income Accrued Interest	Current Yield %
CERTIFICATES OF DEPOSIT		5,390,000.00	\$5,391,025.00			\$53,270.00	0.99%
			\$5,390,371.20	\$5,387,535.70	\$6,510.20 LT \$(9,345.70) ST	\$14,883.55	
TOTAL CERTIFICATES OF DEPOSIT	99.61%			\$5,402,419.25			
(includes accrued interest)							

Account Detail

Basic Securities Account

CHAMPAIGN URBANA MASS TRANSIT DIST
C/O KARL GNADT & BRENDA E EILBRACHT

	Percentage of Holdings	Total Cost	Market Value	Unrealized Gain/(Loss)	Est Ann Income Accrued Interest	Current Yield %
TOTAL MARKET VALUE		\$5,390,371.20	\$5,408,740.54	\$6,510.20 LT \$(9,345.70) ST	\$53,272.00 \$14,883.55	0.98%
TOTAL VALUE (includes accrued interest)	100.00%		\$5,423,624.09			

Unrealized Gain/(Loss) totals only reflect positions that have both cost basis and market value information available. Cash, MMF, Deposits and positions stating 'Please Provide' or 'Pending Corporate Actions' are not included.

ALLOCATION OF ASSETS (^includes accrued interest)

	Cash	Equities	Fixed Income & Preferred Securities	Alternatives	Annuities & Insurance	Structured Investments	Other
Cash, BDP, MMFs	\$21,204.84	—	—	—	—	—	—
Certificates of Deposit ^	—	—	\$5,402,419.25	—	—	—	—
TOTAL ALLOCATION OF ASSETS ^	\$21,204.84	—	\$5,402,419.25	—	—	—	—

ACTIVITY

CASH FLOW ACTIVITY BY DATE

Activity Date	Settlement Date	Activity Type	Description	Comments	Quantity	Price	Credits/(Debits)
3/1		Interest Income	TEXAS EXCHANGE 1000 18MH29	CUSIP: 88241TAN0			\$191.78
3/2		Interest Income	COMENITY BANK CD 1700 18OC22	CUSIP: 20099AYI2			260.82
3/15		Interest Income	FLUSHING BK NY CD 1100 18AP16	CUSIP: 34387ABH1			210.96
3/20		Interest Income	bmw 1300 19MH18	CUSIP: 05580ADW1			1,611.64
3/20		Interest Income	wells fargo cd 1250 19AP22	CUSIP: 9497484N4			239.73
3/20		Interest Income	Merrick Bank 1150 18OC19	CUSIP: 59013JUF4			220.55
3/21		Interest Income	First Bank PR 1550 18OC22	CUSIP: 33767AQP9			297.26
3/21		Interest Income	BANK NEW ENG CD 1100 19AP18	CUSIP: 063847AN7			210.96
3/24		Interest Income	GEORGIA BANK CD 0800 17JL24	CUSIP: 373128FG7			153.42
3/28		Interest Income	INVESTORS SVGS BK 0750 17JN28	CUSIP: 46176PEX9			929.79
3/31		Interest Income	comenity bank 1100 18AP30	CUSIP: 20033ASY3			46.71
3/31		Interest Income	MORGAN STANLEY BANK N.A. (Period 03/01-03/31)				0.16

NET CREDITS/(DEBITS)

\$4,373.78



Account Detail

Basic Securities Account

CHAMPAIGN URBANA MASS TRANSIT DIST
C/O KARL GNADT & BRENDA E EILBRACHT

MONEY MARKET FUND (MMF) AND BANK DEPOSIT PROGRAM ACTIVITY

Activity Date	Activity Type	Description	Credits/(Debits)
3/1	Automatic Investment	BANK DEPOSIT PROGRAM	\$191.78
3/2	Automatic Investment	BANK DEPOSIT PROGRAM	260.82
3/15	Automatic Investment	BANK DEPOSIT PROGRAM	210.96
3/20	Automatic Investment	BANK DEPOSIT PROGRAM	2,071.92
3/21	Automatic Investment	BANK DEPOSIT PROGRAM	508.22
3/24	Automatic Investment	BANK DEPOSIT PROGRAM	153.42
3/28	Automatic Investment	BANK DEPOSIT PROGRAM	929.79
3/31	Automatic Investment	BANK DEPOSIT PROGRAM	46.71
3/31	Automatic Investment	BANK DEPOSIT PROGRAM	0.16

NET ACTIVITY FOR PERIOD

\$4,373.78

MESSAGES

Consolidated Statement of Financial Condition (In Millions of Dollars)

At December 31, 2016 Morgan Stanley Smith Barney LLC had net capital of \$3,946 which exceeded the Securities and Exchange Commission's minimum requirement by \$3,797. A copy of the Morgan Stanley Smith Barney LLC Consolidated Statement of Financial Condition at December 31, 2016 can be viewed online at:

http://www.morganstanley.com/about-us-ir/shareholder/morganstanley_smithbarney_llc.pdf or may be mailed to you at no cost by calling 1 (866) 825-1675, after March 15, 2017.

Settlement Cycle Change to Trade Date Plus Two (T+2)

On September 5, 2017, the settlement cycle for equities, corporate and municipal bonds, and unit investment trusts traded in the United States, Canada and Mexico will change from a three day to a two day cycle. Upon the effective date, you will be required to fund purchases and make deliveries of securities for sales on trade date plus two business days.

Make Your Annual IRA Contribution

The deadline to make your 2016 IRA contribution is April 18, 2017, so there is still time to contribute to a Traditional or Roth IRA, subject to IRS eligibility requirements (including any applicable age or income restrictions). The maximum contribution is the lesser of (a) your taxable compensation for 2016, or (b) \$5,500 (or \$6,500 if you are age 50 or older) for 2016. These limits apply to all your IRAs combined. Your Financial Advisor or Private Wealth Advisor can help you open a new IRA or fund an existing one. You can even move funds from an existing Morgan Stanley non-retirement account to fund your contribution. Speak with your Financial Advisor or Private Wealth Advisor about making an IRA contribution for 2017 at the same time and take advantage of a year of additional potential growth.

Introducing Market Value Over Time Chart

Morgan Stanley Online has added a Historical Value graph on the Home Page, which displays your account's month-end Total Value, Net Invested Capital and Investment Earnings. Under Portfolio Reports, this graph is customizable by custom date range and will update month-end values for any adjustments made to the account. Therefore, starting with the January 2017 month-end statement, we replaced the current Change in Value Over Time graph with a Market Value Over Time bar chart, which displays the month-end Total Value for a rolling thirteen months.

"Physical Security Restricted Legend Removal" Fee

As a reminder, effective May 1, 2017, clients who request the removal of a restricted legend from their physical security will be charged a \$300 processing fee. This fee represents the processing expense incurred by the transfer agent and custodian, which was previously absorbed by Morgan Stanley.

Sign up for eDelivery of your Account Documents Today

Receiving documents through eDelivery is secure, convenient, green and may even help you save on annual account fees. Accounts enrolled in eDelivery of all eligible account documents for every account within their Account Link Group may qualify for a reduced annual fee. Contact your Financial Advisor or Private Wealth Advisor for additional details regarding annual account fees.

Simply visit www.morganstanley.com/edelivery to set your eDelivery preferences today. Please note, if you have not already done so, you will first need to register for Morgan Stanley Online prior to making your eDelivery selections.



To: Board of Trustees

From: Jolene Gensler, CPA
Comptroller

Date: April 26, 2017

Subject: Authorization to Open New Bank Account and Update Bank Signature Cards

A. Introduction:

The purpose of this memo is to:

- Request authorization to open a new C-CARTS operating account at Busey Bank.
- Update bank signature cards.

B. Recommended Actions:

Staff recommends:

- Board authorization for Managing Director, Karl Gnadt, to establish one (1) demand deposit account with Busey Bank to be designated to C-CARTS. The following District employees will be the authorized signers on the account: Managing Director, Karl Gnadt, Chief Administrative Officer, Brenda Eilbracht, and Chief Operating Officer, Andrew Johnson.
- Board authorization to add Chief Operating Officer, Andrew Johnson, as an authorized signer on all Busey Bank, Commerce Bank and Morgan Stanley account resolutions and signature cards, as applicable.

C. Background:

Currently, there is a C-CARTS designated operating account at Commerce Bank. We will close that account shortly after opening the new C-CARTS account with Busey Bank. Moving the account from Commerce Bank to Busey Bank will create process efficiencies by allowing staff to consolidate and streamline C-CARTS banking activities.

D. Budget Impact:

The new Busey C-CARTS account is expected to cost the same as the Commerce account, therefore no budget impact is anticipated. Additionally, C-CARTS operating expenses are 100% reimbursed to CUMTD utilizing farebox revenue, contract fares, and the intergovernmental agreement with Champaign County.



To: Board of Trustees
From: Karl Gnadt, Managing Director
Date: 4/26/2017
Subject: 2017-2018 Champaign Unit 4 School District Agreement

- A. Introduction** – This Agreement is for transportation services for students going to and from Middle School or High School in the Champaign Unit 4 School District.
- B. Recommended Action** – Staff recommends that the Board of Trustees authorize the Chair of the Board of Trustees to execute the agreement between the District and Unit 4 in the amount of \$388,092. Based on a nine-month school year payment schedule, each billing would be \$43,121.
- C. Prior Trustee Action** – MTD has had annual agreements with Unit 4 since 1977.
- D. Advantages/Disadvantages** – Having Middle School and High School students use public transportation to get to and from school is the best way to educate them on the use of public transit. This is a critical life skill that these students gain that benefits them, their families, and the communities that they end up living in.
- E. Summary** – MTD is able to use Downstate Operating funds to pay for 65% of the total Unit 4 transportation cost. The remaining 35% will be paid by Unit 4. This results in a significant savings to Unit 4 for their transportation services. All of the service that MTD provides under this contract is open to the public and is published in our Maps & Schedules book.

**TRANSPORTATION AGREEMENT
BETWEEN
CHAMPAIGN-URBANA MASS TRANSIT DISTRICT
AND
CHAMPAIGN UNIT 4 SCHOOL DISTRICT
2017-2018**

The following shall constitute the Transportation Agreement for the 2017-2018 school year between the Champaign-Urbana Mass Transit District (MTD) and Champaign Unit 4 School District (Unit 4).

Champaign-Urbana Mass Transit District

1. Transport students on school days as designated by the calendar adopted by the Board of Education for the 2017-2018 school year.
2. Provide for loading and unloading of students in the immediate or close proximity to the respective schools.
3. Keep adequate liability insurance in force with limits not less than those currently in effect on the date of execution of this Agreement. Unit 4 shall be listed as an additional insured on the policy and cause a current certificate evidencing such coverage to be delivered to Unit 4.
4. Work cooperatively with Unit 4 to prevent overcrowding of buses and to minimize numbers of student standees.
5. Work cooperatively with Unit 4 in collection of statistical data on student ridership and quality of service relating to such student ridership.
6. Provide stickers for use on eligible high school and middle school ID's that do not have the MTD logo.

Champaign Unit 4 School District

1. Provide to eligible middle and high school students a photo ID with either the MTD logo or the appropriate semester sticker.
2. All eligible students must have the appropriate photo ID with the MTD logo or semester sticker by no later than September 30, 2017.
3. All early outs and late starts must be scheduled and given to the MTD in advance of the start of the school year.

4. Every effort must be taken by each school served to board students in a timely and efficient manner.
5. The appropriate school administrator/supervisor, from each school served, must be present and provide assistance in the supervision and control of students at all scheduled boarding times.

Payment Procedure

The cost for providing access to and from school for 2017-2018 from the following areas is \$388,092. This figure also includes access through-out the community to all schools per "School of Choice."

- | | |
|---|------------------------------|
| 1. Timberline | 17. Arbours |
| 2. Westlake | 18. Ayrshire |
| 3. Glenshire | 19. Brookshire |
| 4. Turnberry Ridge | 20. Dobbins Downs (Franklin) |
| 5. Lincolnshire Fields West | 21. Lincolnshire |
| 6. Trails of Brittany | 22. Devonshire |
| 7. Ironwood | 23. Lincolnshire Fields East |
| 8. Copper Ridge | 24. Maynard Lake |
| 9. Robeson West | 25. Parkland Ridge |
| 10. Cherry Hills South | 26. Westlake |
| 11. Rolling Acres | 27. Wilbur Heights |
| 12. Devonshire South | 28. Windsor Park |
| 13. Winfield Village and South First Street | 29. Colony West |
| 14. Town Center and Dobbins Downs | 30. Market Street Area |
| 15. Fifth and Bradley Area | 31. State/Randolph Area |
| 16. Williamsburg Area | 32. Garden Hills |

Additional Terms

1. During the 2017-2018 school year, MTD will operate a total of 34 school trips. Additionally, 36 late starts and 4 early-outs will need to be provided. Future adjustments in these totals will result in a change to the contract amount.
2. Unit 4 will provide access for an MTD orientation for all 5th grade students. The orientation will include, but not be limited to, comprehensive safety training, bus rider rules and regulations, expectations for student behavior and how to use the MTD system. MTD will offer bus evacuation training for all students grade 6-12 once per year.

3. The parties shall conclude negotiations and obtain respective Board approval on the contract for the 2017-2018 school year prior to April 30, 2017. However, either party may determine not to renew the contract for the 2017-2018 school year.

The MTD will bill Unit 4 on a monthly basis. Based on a total cost of \$388,092 on a nine-month schedule, each billing will be \$43,121.

Chair, Board of Trustees
Champaign-Urbana Mass Transit District

President, Board of Education
Champaign Unit 4 School District

DATE: _____

DATE: _____



To: Board of Trustees
From: Karl Gnadt, Managing Director
Date: 4/26/2017
Subject: Ethics Ordinance

- A. Introduction** – This Ordinance codifies the District’s policy regarding Ethics, including fraud, waste, and abuse. Although the District had previously adopted both a Resolution and an Ordinance to comply with prior versions of the evolving state ethics statute, in 2008 the legislature further amended the statute (5 ILCS 430/1-5 et.seq.). One of the provisions of the statute requires “each governmental authority” to adopt an ordinance or resolution “that regulates in a manner no less restrictive” [than the statute] political activities and the acceptance of gifts.
- B. Recommended Action** – Staff recommends that the Board of Trustees adopt Ordinance Number 2017-1.
- C. Prior Trustee Action** – The District has a variety of prior resolutions and ordinances associated with ethics.
- D. Advantages/Disadvantages** – This Ordinance repeals the District’s Resolution for State Gift Ban Act and Ordinance No. 03, An Ordinance Implementing the Provisions of the State Officials and Employees Ethics Act. It provides for one, complete ordinance and policy addressing all the various ethics and integrity statutes and requirements.
- E. Summary** – The new ordinance is nearly the same as the prior ordinance, but satisfies the command of the last statute enactment. Like the prior ordinance, it is modeled after the “model ordinance” created by the Illinois Municipal League for use by local governments.

ORDINANCE NO. 2017 – 1

**AN ORDINANCE IMPLEMENTING THE PROVISIONS OF THE STATE
OFFICIALS AND EMPLOYEES ETHICS ACT (5 ILCS 430/1-1 ET SEQ.)**

WHEREAS, the Illinois General Assembly has enacted the State Officials and Employees Ethics Act, 5 ILCS 430/1-1 et seq., (“Act”) which is a comprehensive revision of the State statutes regulating ethical conduct, political activities and the solicitation and acceptance of gifts by State officials and employees; and

WHEREAS, pursuant to Section 70-5 of the Act (5 ILCS 430/70-5), all units of local government are required to adopt an ordinance or resolution regulating the political activities of, and the solicitation and acceptance of gifts by, their respective trustees, officers and employees, “in a manner no less restrictive” than the provisions of the Act; and

WHEREAS, Champaign-Urbana Mass Transit District desires to come into compliance with the provisions of the Act.

**NOW, THEREFORE, BE IT ORDAINED BY THE BOARD OF TRUSTEES OF THE
CHAMPAIGN-URBANA MASS TRANSIT DISTRICT OF URBANA, ILLINOIS AS FOLLOWS:**

SECTION 1: That the following regulations are hereby adopted:

A. The regulations of Sections 5-15 (5 ILCS 430/5-15) and Article 10 (5 ILCS 430/10-10 through 10-40) of the State Officials and Employees Ethics Act, 5 ILCS 430/1-1 et seq., (hereinafter referred to as the “Act” in this Section) are hereby adopted by reference and made applicable to the trustees, officers and employees of the Champaign-Urbana Mass Transit District to the extent required by 5 ILCS 430/70-5.

B. The solicitation or acceptance of gifts prohibited to be solicited or accepted under the Act, by any trustee, officer or any employee of the Champaign-Urbana Mass Transit District, is hereby prohibited.

C. The offering or making of gifts prohibited to be offered or made to a trustee, officer or employee of the Champaign-Urbana Mass Transit District under the Act, is hereby prohibited.

D. The participation in political activities prohibited under the Act, by any trustee, officer or employee of the Champaign-Urbana Mass Transit District, is hereby prohibited.

E. For purposes of this Ordinance, the terms “officer” and “employee” shall be defined as set forth in 5 ILCS 430/70-5(c). The term “trustee” means a trustee of the Champaign-Urbana Mass Transit District.

F. The penalties for violations of this Ordinance shall be the same as those penalties set forth in 5 ILCS 430/50-5 for similar violations of the Act.

G. Any amendment to the Act that becomes effective after the effective date of this Ordinance shall be incorporated into this Ordinance by reference and shall be applicable to the solicitation, acceptance, offering and making of gifts and to prohibited political activities. However, any amendment that makes its provisions optional for adoption by municipalities shall not be incorporated into this Ordinance by reference without formal action by the Board of Trustees.

H. Upon the adoption of this Ordinance, the following described prior Resolution and Ordinance are hereby repealed:

- (i) Resolution titled “Resolution for State Gift Ban Act”.
- (ii) Ordinance No. 03 titled “An Ordinance Implementing the Provisions of the State Officials and Employees Ethics Act (5 ILCS 4301-1 Et Seq.) for the Champaign-Urbana Mass Transit District” adopted in 2004 pursuant to a statute now revised.

SECTION 2: This Ordinance shall be in full force and effect upon its adoption by the Board of Trustees.

ADOPTED this _____ day of _____, pursuant to a roll call vote as follows:

AYES: _____

NAYS: _____

ABSENT: _____

ATTEST

Jack Waaler, Secretary

Chair, Champaign-Urbana Board of Trustees

Champaign-Urbana Mass Transit District

Policies and Procedures No. #12:

Board Approval: April 16, 2017

SUBJECT: Ethics and Integrity

PURPOSE:

To continue to deserve the trust of the public, it is the goal of the Champaign-Urbana Mass Transit District to be totally free of any fraudulent practices, waste, and abuse (or even the appearances of) that directly or indirectly negatively affect the operation of the District.

POLICY:

To that end, effective as soon as practical:

1. The District shall establish a Fraud Awareness Program. The Program shall be regularly communicated to employees and subrecipients.
2. The District shall establish Ethics and Standards of Conduct training. This training shall be provided in employee orientation and annually thereafter.
 - a. All employees shall receive training regarding the broad nature of the many fraudulent practices that exist and could negatively affect the operation and reputation of the District.
 - b. The training shall include how to report the existence of any such fraudulent practices that they may become aware of. The training shall include information contained in the Illinois Statutes regarding “whistle blowing” protections against retaliation.
3. District management will implement an anonymous process for reporting fraud that includes Whistle Blower protection.
 - a. The District website shall contain a message box advising the public the means by which they can communicate with the District to report activity involving the District that they regard as fraudulent. The website shall also provide how to submit such report by telephone, computer or letter.
 - b. The website message box shall assure the public that such report will remain anonymous, unless permission is given by the person reporting to reveal their identity. Information reported through this process will not be guaranteed to

be kept confidential, as it may be necessary to refer allegations to the appropriate law enforcement authorities or other governmental entities with jurisdiction over the alleged fraud.

- c. The website message box will inform the public that whistleblower protections may be available if a person reporting suffered retaliation as the result of an allegation. Persons reporting will be advised to withhold identifying information if it is believed that referral to another agency may jeopardize the reporting individual in some way.
4. The sections of the State Officials and Employees Ethics Act referred to in Section 1 of the Ordinance relate to prohibited political activities (5 ILCS 430/5-15) and the gift ban provisions (5 ILCS 430/10-10 et seq.).

The prohibited political activity section of the statute goes into considerable detail to allow some political activity, but ban others, but may be summarized as follows:

- a) No political activity during work hours.
- b) No “misappropriation” of government property or services for political purposes
- c) Cannot make political activity a condition of employment, compensation or award.

The gift ban section also goes into considerable detail regarding solicitation or receiving gifts by those persons covered, their spouses and family. The ban does not apply to gifts that are available to the general public, nor lawful political contributions, educational materials, travel expenses for state business, gifts from relatives or personal friends, and food and drink of a value of \$75 or less. There are other minor exceptions.

If a prohibited gift is received, there is no violation if it is returned to its source or given to a 501(c)3 charity.



To: Board of Trustees
From: Jane Sullivan, Grant Manager/Sustainability Planner
Date: April 26, 2017
Subject: Approval of Fall Protection System Contract

- A. Introduction** – The District is utilizing Debt Service funds from the FY 2017 Downstate Operating Assistance Program to purchase and install a Fall Protection System.
- B. Recommended Action:** Staff recommends authorization of the Managing Director to enter into a contract with HY-Safe Technology in the amount of \$56,307.
- C. Prior Trustee Action:** None.
- D. Summary:** On April 19, 2017, the District opened bids for the Fall Protection System Project. Three bids were received. The lowest bid, submitted by HY-Safe Technologies in the amount of \$56,307, is considered responsive and responsible. HY-Safe was unable to achieve the DBE requirement but included evidence of good faith effort. The other two bidders were unable to meet the DBE requirement as well. The independent cost estimate for this project is \$56,700.
- E. Background:** The District’s Maintenance Facility is in need of a fall protection system. This will reduce the safety risk for our maintenance technicians, specifically when working on the roof of buses and other vehicles. This project will utilize a full-body harness with a shock absorbing lanyard or retractable lifeline, per OSHA recommendation. The full-body harness will distribute the force throughout the body and the shock absorbing lanyard will decrease the total fall arresting forces.
- F. Alternatives – advantages/disadvantages:** Providing authorization will allow the District to enter into a contract with the lowest responsive, responsible bidder.
- G. Budget & Staffing Impacts:** This project will be funded with 65% (\$36,600) state funds through the Illinois Downstate Operating Assistance Program (DOAP) and 35% (\$19,707) local funds.



ISAKSEN GLERUM WACHTER . LLC

114 WEST MAIN STREET
URBANA, ILLINOIS 61801

T / 217 328 1391
F / 217 328 1401

File 1639

April 19, 2017

Jane Sullivan
Sustainability & Transportation Planner
Champaign-Urbana Mass Transit District
1011 E University Avenue
Urbana, Illinois 61802

Re: CU-MTD – Fall Protection System/ 803 E University, Urbana, IL.

Dear Jane:

Bids were opened on April 19, 2017 at 2:00 pm for the referenced project which was re-bid due to no sealed bids received on the prior bid date. Three sealed bids were received today and tabulated as shown on the attachment. The high bidder's proposal did not meet bid requirements as it was not sealed and the bid security was below the 10% requirement. Also, due to the nature of the project requiring OSHA certification, none of the bidders had DBE as the materials and installation are their own. We have reviewed the proposal from the two low bidders and the low bidder - Hy-Safe Technology provided a letter explaining why they could not include any DBE participation along with attachments as evidence of good faith efforts as required by the bidding documents.

We have contacted Charles Anzaldi from Hy-Safe Technology and they are comfortable with their bid. He has indicated that they have a clear understanding of the project scope and the completion deadline and will accept a contract for this work, if offered.

Based on our review, we recommend that the CU-MTD award a contract for work on the CU-MTD – Fall Protection System at 803 E. University, Urbana to Hy-Safe Technology in the amount of Fifty Six Thousand Three Hundred Seven dollars (\$56,307.00). If you have any questions, please feel free to contact me.

Sincerely,

ISASKEN GLERUM WACHTER . LLC

Sharada Panditi
Senior Associate

Attachments: Bid Tabulation

BID TABULATION

PROJECT: **C-U Mass Transit District**
Fall Protection System

FILE NO: **1639**
 DIVISION: **GENERAL**

BID DATE: **04-19-17**
 TIME: **2:00 pm**

BIDDER'S NAME	ACKNOWLEDGED ADDENDUM #'S	BID SECURITY TYPE / \$	SIGNED SEALED	BASE BID		REMARKS Vendor Checklist
FALL PROTECTION SYSTEMS 224 N Highway 67, #193 Florissant, MO 63031	N/A	Bank Check/ \$7,637.20 (9.44%)	Yes No	\$80,872.00		Yes
ENGINEERED FALL PROTECTION Division of Tri-State Equipment Company, Inc. 4000 Fee Fee Rd. Bridgeton, MO 63044						
SAFEGUARD-INDUSTRIES 4515 - 112th Ave SE Calgary AB, T2C 5C5	N/A	Bid Bond/10%	Yes Yes	\$73,018.00		Yes
HY-SAFE TECHNOLOGY 960 Commerce Dr. Union Grove, WI 53182	N/A	Bid Bond/10%	Yes Yes	\$56,307.00		Yes
GRAVITEC SYSTEMS, INC. 21291 Urdahl Road NW Poulsbo, WA 98370						
I hereby certify that the bids submitted by the bidders whose names are recorded above				Owner's representative		
were opened, read and recorded at the place and time specified in the bid information.				Architect's representative		

ISAKSENGLERUM WACHTER . LLC / PF-14



To: Board of Trustees
From: Jane Sullivan, Grant Manager/Sustainability Planner
Date: April 26, 2017
Subject: Approval of Fuel Management System Contract

- A. Introduction** – The District is utilizing Debt Service funds from the FY 2017 Downstate Operating Assistance Program to purchase and install a Fuel Management System.
- B. Recommended Action:** Staff recommends authorization of the Managing Director to enter into a contract with Seneca Companies in the amount of \$111,749, pending IDOT concurrence. IDOT concurrence to award this contract has been requested.
- C. Prior Trustee Action:** None.
- D. Summary:** On March 10, 2017, the District opened bids for the Fuel Management System Project. Three bids were received. Upon receipt of bids, the District determined the need to accept only the base bid. Bid Alternate #1 was for additional fluid management at maintenance bays. Bid Alternate #2 was for additional fuel and other fluid tank monitoring.
- The lowest base bid is considered non-responsive because DBE paperwork was not included. The second low base bid, submitted by Seneca Companies in the amount of \$111,749, is considered responsive and responsible and included DBE participation of 13.67%. The independent cost estimate for this project is \$110,000 – \$200,000.
- E. Background:** At this time, the District does not have an automated fuel management system. An automated system will allow for accurate, efficient, and reliable record keeping of vehicle number, mileage, and amounts of diesel fuel dispensed at the fueling island for the District’s diesel vehicle fleet. We currently record this information by hand every day. This takes a lot of time and paper and creates opportunity for error. Keeping accurate records of this information is important for financial, organizational, and environmental purposes. We expect the fuel management system to manage consumption and monitor vehicle performance.
- F. Alternatives – advantages/disadvantages:** Providing authorization will allow the District to enter into a contract with the lowest responsive, responsible bidder.
- G. Budget & Staffing Impacts:** This project will be funded with 65% (\$72,637) state funds through the Illinois Downstate Operating Assistance Program (DOAP) and 35% (\$39,112) local funds.



ISAKSEN GLERUM WACHTER . LLC

114 WEST MAIN STREET
URBANA, ILLINOIS 61801

T / 217 328 1391
F / 217 328 1401

File 1254

April 3, 2017

Jane Sullivan
Sustainability & Transportation Planner
Champaign-Urbana Mass Transit District
1011 E University Avenue
Urbana, Illinois 61802

Re: CU-MTD - 803 E University Fuel Management System

Dear Jane:

Bids were opened on March 10, 2017 at 2:00 pm for the referenced project. Three Contractors submitted bids and qualifications and the bids were received and tabulated as shown on the attachment. We have reviewed the proposal from the two low bidders and the low bidder did not provide any DBE participation or any evidence of good faith efforts as required by the bidding documents. The second low bidder Seneca Companies did provide DBE participation reported as 13.3% on the base bid proposal which exceeded the goal of 4.63%. Seneca Companies base bid of \$114,096.98 included sales tax so when the tax was removed the base bid was adjusted to \$111,749.

The DBE firm listed, Trinity Technology Services, Inc is on the DBE directory at the Illinois Unified Certification Program website. The contract amount for Trinity Technology Services, Inc who will be providing equipment installation on existing vehicles is \$15,279.15 out of a total contract of \$111,749. The DBE participation is actually 13.67% on this project, exceeding the 4.63% DBE goal.

We have contacted Jeff Oberman from Seneca and they are comfortable with their bid. He has indicated that they have a clear understanding of the project scope and the completion deadline and will accept a contract for this work, if offered.

Based on our review, we recommend that the CU-MTD award a contract for work on the CU-MTD – Fuel Management System to Seneca Companies, Inc in the amount of One Hundred Eleven Thousand Seven Hundred Forty Nine dollars (\$111,749.00) which includes the base bid. If you have any questions, please feel free to contact me.

Sincerely,

ISASKEN GLERUM WACHTER . LLC

Scot W. Wachter
Principal/President

Attachments: Bid Tabulation

BID TABULATION

PROJECT: **C-U Mass Transit District**
Fuel Management System

FILE NO: **1254**
 DIVISION: **GENERAL**

BID DATE: **03-10-17**
 TIME: **2:00 pm**

BIDDER'S NAME	ACKNOWLEDGED ADDENDUM #'S	BID SECURITY TYPE / \$	SIGNED SEALED	BASE BID	ALT BID #1	ALT BID #2	REMARKS
FLEETWATCH , S & A Systems Inc Rockwall Texas				\$157,904	\$107,697	\$1,607	DBE 8.22%
EJ WARD San Antonio Texas				No Bid			
SENECA COMPANIES, INC (FUEL MASTER) Oreana, Illinois				\$114,096.98 Adjusted to (\$111,749)	No Bid	\$9,044.32	DBE 13.3%
TRAK ENGINEERING Tallahassee Florida				\$68,501.50	\$73,270.80	\$2,315.03	DBE 0% and No Evidence of Good Faith Efforts
OPW Hamilton Ohio				No Bid			
GAS BOY Gilbarco Inc				No Bid			
I hereby certify that the bids submitted by the bidders whose names are recorded above				Owner's representative			
were opened, read and recorded at the place and time specified in the bid information.				Architect's representative			

ANNEXATION PETITION

The duly appointed agent of the Petitioner states under oath:

1. The Petitioner, The Carle Foundation, an Illinois not-for-profit corporation, is the sole owner of record of the following legally described property, hereinafter sometimes described collectively as the "Tract":

Lot 1 of Zahnd First Subdivision, Champaign County, Illinois, as per Plat recorded July 17, 2000 as Document Number 2000R15912, situated in Champaign County, Illinois (PIN #03-20-28-150-001)

AND

Tract 1: The Northwest Quarter of the Southwest Quarter of Section 28, Township 19 North, Range 8 East of the Third Principal Meridian, EXCEPT that part conveyed and dedicated to the People of the County of Champaign, Illinois by instrument recorded February 19, 1993 in Book 1887 at Page 763 as Document 93R4006, in Champaign County, Illinois (PIN #03-20-28-300-001)

Tract 2: The Southwest Quarter of the Southwest Quarter of Section 28, Township 19 North, Range 8 East of the Third Principal Meridian, in Champaign County, Illinois;

EXCEPT that part conveyed and dedicated to the People of the County of Champaign, Illinois by instrument recorded February 19, 1993 in Book 1887 at Page 759 as Document 93R4005;

ALSO EXCEPT that part described as follows: Beginning at a found iron pin at the Southwest corner of said Section 28; thence North 0°36'14" West (bearings based on Illinois State Plane Coordinates, East Zone NAD 83) 1013.05 feet along the West line of the Southwest Quarter of said Section 28; thence North 89°23'46" East 45.00 feet to the existing Easterly right of way line of FAP 810 (Staley Rd.); thence South 2°33'52" East 750.85 feet; thence South 14°50'21" East 130.23 feet; thence North 88°53'03" East 1218.65 feet to the East line of the Southwest Quarter of the Southwest Quarter of said Section 28; thence South 0°34'09" East 176.41 feet along said East line, to the South line of the Southwest Quarter of said Section 28; thence North 89°20'28" West 1321.52 feet along said South line, to the point of beginning, in Champaign County, Illinois. (PIN #03-20-28-300-006)

AND

The Northeast Quarter of the Southwest Quarter of Section 28, Township 19 North, Range 8 East of the Third Principal Meridian, situated in Champaign County, Illinois;

EXCEPT: Commencing at a found railroad spike at the Southeast corner of the Southwest Quarter of said Section 28; thence North 0 degrees, 32 minutes, 03 seconds West (Bearing based on Illinois State Plane Coordinates, East Zone NAD 83) 1328.51 feet along the East line of the Southwest Quarter of said Section 28 to the South line of the Northeast Quarter of the Southwest Quarter of said Section 28, said point being the Point of Beginning; thence North 89 degrees, 19 minutes, 14 seconds West 223.65 feet along said South line; thence North 27 degrees, 57 minutes, 11 seconds East 468.80 feet to the East line of the Southwest Quarter of said Section 28; thence South 0 degrees, 32 minutes, 03 seconds East 416.78 feet along said East line to the Point of Beginning, situated in Champaign County, Illinois. (PIN #03-20-28-300-002)

AND

The Southeast Quarter of the Southwest Quarter of Section 28, Township 19 North, Range 8 East of the Third Principal Meridian, in Champaign County, Illinois;

EXCEPT that part described as follows: Beginning at a found railroad spike at the Southeast corner of the Southwest Quarter of said Section 28; thence North 89°20'28" West (bearings based on Illinois State Plane Coordinates, East Zone NAD 83) 1321.52 feet along the South line of the Southwest Quarter of said Section 28, to the West line of the Southeast Quarter of the Southwest Quarter of said Section 28; thence North 0°34'09" West 176.41 feet along said West line; thence North 88°53'03" East 181.92 feet; thence North 84°48'36" East 402.00 feet; thence North 45°31'15" East 70.71 feet; thence North 19°12'57" East 312.48 feet; thence North 47°13'56" East 445.98 feet; thence North 0°29'38" West 400.00 feet, said line being parallel with and 430.00 feet Westerly of the centerline of FAI 57; thence North 27°57'11" East 59.04 feet to the North line of the Southeast Quarter of the Southwest Quarter of said Section 28; thence South 89°19'14" East 223.65 feet to the East line of the Southwest Quarter of said Section 28; thence South 0°32'03" East 1328.51 feet along said East line to the point of beginning, in Champaign County, Illinois (22.93 acres) (PIN #03-20-28-300-008)

2. The said tract is contiguous to the existing border of the Champaign-Urbana Mass Transit District and not included in any other local mass transit district.

3. There are no legal voters residing on the tract.

Petitioner respectfully requests that the said tract be annexed to the Champaign-Urbana Mass Transit District.

Dated this 11th day of April, 2017.

THE CARLE FOUNDATION, an Illinois
Not-For-Profit Corporation,

By: 

Subscribed and sworn to before me this 11 day of April, 2017.


Notary Public





To: Board of Trustees
From: Jane Sullivan, Grant Manager/Sustainability Planner
Date: April 26, 2017
Subject: 2017 Consolidated Vehicle Procurement Program Grant Application

- A. Introduction:** The District is submitting a grant application for the replacement of five (5) medium-duty paratransit vans for ADA services and (1) one Street Supervisor minivan. An authorizing resolution adopted by the Board of Trustees is required to be submitted with the application.
- B. Recommended Action:** Staff recommends adoption of a resolution authorizing the filing of applications with the Illinois Department of Transportation.
- C. Prior Trustee Action:** On October 28, 2015, the Board adopted resolution authorizing the filing of applications with the Illinois Department of Transportation for the 2015 CVP Grant Application for the purchase of four (4) Street Supervisor minivans and two (2) medium-duty paratransit vans for ADA services.
- D. Summary:** The District is applying for a grant through the Illinois Consolidated Vehicle Procurement Program, which is fully funded with Federal Section 5310 funds. The anticipated grant funding amount is \$356,000. No local funds will be used. Before award, IDOT must make a finding that the grant applicant has the legal capacity to carry out the project. An authorizing resolution issued by the public body's governing board establishes authority of those officials acting on behalf of an applicant to file an official grant application. Also included in this application is an Opinion of Counsel signed by the District's attorney.
- E. Background:** IDOT receives Federal Section 5310 funds to purchase ADA compliant vans for agencies that serve transportation needs of the elderly and individuals with disabilities. The program is administered by the Office of Intermodal Project Implementation (IPI) who is responsible for applying for and receiving the federal funds, developing vehicle specifications, procurement of the vehicles, and payment of vendor requisitions.

Replacement Vehicles

The Federally-defined criteria for replacement of these types of vehicles are shown in grey in the table below. The mileage and age of the vehicles to be replaced are shown as well.

	Mileage		Age
Medium Duty Paratransit Van Replacement Criteria	120,000 miles	OR	8 years
ADA Van #1010	139,133 miles		7 years
ADA Van #1012	142,574 miles		7 years
ADA Van #1215	138,000 miles		5 years
ADA Van #1216	133,181 miles		5 years
ADA Van #1217	132,044 miles		5 years
Minivan Replacement Criteria	95,000 miles	OR	5 years
Supervisor Vehicle #2012	113,071 miles		5 years

All ADA Vans listed have met the mileage criteria for replacement but have not yet met the age criteria. Although only one of the criteria must be met, the District typically attempts to meet both criteria before replacing a vehicle. The Supervisor vehicle has fulfilled both criteria.

F. Alternatives – advantages/disadvantages

1. Pass the IDOT Authorizing Resolution allowing the District to submit an application for the Illinois Consolidated Vehicle Program.
2. Do not pass the IDOT Authorizing Resolution. The District's application will be removed from submission and the District will not be able to purchase ADA paratransit vans and the Street Supervisor van through the Illinois Consolidated Vehicle Procurement Program. The District would need to use an estimated \$356,000 in local funds to purchase the necessary vehicles.

G. Budget & Staffing Impacts: The District intends on uninstalling the radio equipment, camera system, and CAD/AVL system from the retired vehicles to be installed in the replacement vehicles. The labor involved will have minor staffing and budgeting impacts (about one week of labor per vehicle). If the District is not able to replace these vehicles, however, larger staff and budgeting impacts will occur due to maintenance and scheduling issues resulting from the older high mileage vehicles.



Resolution

No. 2017-2

Resolution authorizing application for a Public Transportation Capital Assistance Grant under the Illinois Department of Transportation's general authority to make such Grants.

WHEREAS, The provision and improvement of public transportation facilities is essential to the development of a safe, efficient, functional public transportation system; and

WHEREAS, The Illinois Department of Transportation has the authority to make such Grants and makes funds available to offset certain capital costs of a private non-profit, general public transportation system or an IDOT Certified Public Provider transportation system providing specialized paratransit service; and

WHEREAS, Grants for said funds will impose certain obligations upon the recipient.

NOW, THEREFORE, BE IT RESOLVED BY THE GOVERNING BOARD OF THE Champaign-Urbana Mass Transit District:

Section 1. That an application be made to the Division of Public and Intermodal Transportation, Department of Transportation, State of Illinois, for a financial assistance grant under the Illinois Department of Transportation's general authority to make such Grants, for the purpose of off-setting certain public transportation facility capital costs of Champaign-Urbana Mass Transit District.

Section 2. That Managing Director of the Champaign-Urbana Mass Transit District is hereby authorized and directed to execute and file on behalf of the Champaign-Urbana Mass Transit District such application.

Section 3. That the Managing Director of the Champaign-Urbana Mass Transit District is authorized to furnish such additional information as may be required by the Division of Public and Intermodal Transportation in connection with the aforesaid application for said Grant.

Section 4. That Managing Director of the Champaign-Urbana Mass Transit District is hereby authorized and directed to execute and file on behalf of the Champaign-Urbana Mass Transit District all required Grant Agreements with the Illinois Department of Transportation.

PRESENT and ADOPTED the 26 day of April, 20 17

(Signature of Official)

ATTEST:

Chairman, Board of Trustees

Title

Title