



# CHAMPAIGN-URBANA MASS TRANSIT DISTRICT BOARD MEETING

## AGENDA

Wednesday, August 30, 2017 – 3:00 p.m.

---

Champaign City Council Chambers  
102 North Neil Street, Champaign

### **Board of Trustees:**

Linda Bauer

Bradley Diel – Chair

Margaret Chaplan – Vice Chair

Matthew Cho

James Faron

Bruce Hannon

Donald Uchtmann

### **Advisory Board:**

Lowia Mwilambwe/Brian Farber

Jacob Rajlich

	<u>Pages</u>
1. Call to Order	
2. Roll Call	
3. Approval of Agenda	
4. Audience Participation	
5. Approval of Minutes	
A. Board Meeting – July 26, 2017	1-3
6. Communications	
7. Reports	
A. Managing Director	
1) Operating Notes	4-7
2) Ridership Data	8-9
3) Route Performance	10-12
4) District Operating Revenue/Expenses	13
5) Illinois Terminal Operating Revenue/Expenses	14
6) Statistical Summary	15
7) Budget Analysis	16-25
8) Accounts Payable/Check Disbursements	26-33
9) Morgan Stanley Statement	34-40
B. Board Committees	
1) Administration	
a) Ethics in Local Government	41-44
2) Facilities	
3) Service Delivery	



## CHAMPAIGN-URBANA MASS TRANSIT DISTRICT BOARD MEETING

### AGENDA

Wednesday, August 30, 2017 – 3:00 p.m.

---

Page 2

	<u>Pages</u>
8. Action Items	
A. Annexation Resolutions Setting Time, Date, Location of Public Hearing	
1) Resolution 2017-7, Prairie Meadows, Savoy	45-47
2) Resolution 2017-8, South Ridge, Urbana	48-49
3) Resolution 2017-9, Will's Trace Subdivision Phase 4, Champaign	50-51
9. Next Meeting	
A. Regular Board of Trustees Meeting – Wednesday, September 27, 2017 - 3:00 p.m. at Champaign City Council Chambers – 102 North Neil Street, Champaign	
10. Adjournment	

*Champaign-Urbana Mass Transit District strives to provide an environment welcoming to all persons regardless of disability, race, gender, or religion. Please call Beth Brunk at 217-384-8188 to request special accommodations at least 2 business days in advance.*



**Champaign-Urbana Mass Transit District  
Board of Trustees Meeting**

4  
5  
6  
7  
8  
9  
10  
11  
12  
13  
14  
15  
16  
17  
18  
19  
20  
21  
22  
23  
24  
25  
26  
27  
28  
29  
30  
31  
32  
33  
34  
35  
36  
37  
38  
39

**MINUTES – SUBJECT TO REVIEW AND APPROVAL**

DATE: Wednesday, July 26, 2017  
 TIME: 3:00 p.m.  
 PLACE: Champaign City Council Chambers  
 102 North Neil Street, Champaign, IL

The video of this meeting can be found at:  
<https://www.youtube.com/CUMTD>

**Trustees:**

Present	Absent
Linda Bauer	
	Bradley Diel (Chair)
Margaret Chaplan (Vice-Chair)	
Matthew Cho	
James Faron	
Bruce Hannon	
	Donald Uchtmann

**Advisory Board:**

Present	Absent
Brian Farber	
	Jacob Rajlich

**MTD Staff:**

Karl Gnad (Managing Director), Andrew Johnson (Chief Operating Officer), Brenda Eilbracht (Chief Administrative Officer), Eric Broga (Maintenance Director), Amy Snyder (Customer Service Director), Kirk Kirkland (Facilities Director), Jan Kijowski (Marketing Manager), Lisa Meid (Media Manager), Fred Stavins (Counsel), Beth Brunk (Recording Secretary)

**Others Present:**

Hans Grotelueschen (Prairieview Park, LLC), Alyx Parker (Meyer, Capel Law Firm)

**MINUTES**

**1. Call to Order**

Acting Chair Chaplan called the meeting to order at 3:02 p.m.

**2. Roll Call**

A verbal roll call was taken, and a quorum was declared present.

**3. Approval of Agenda**

**MOTION** by Mr. Hannon to approve the agenda as distributed; seconded by Ms. Bauer. Upon vote, the **MOTION CARRIED** unanimously.

**4. Audience Participation**

Jim Simmons

Mr. Simmons asked if benches and/or shelters could be expected for the Round Barn Road transfer area.

Mr. Gnad indicated that he is talking with the City of Champaign to see what amenities could fit in the

1 limited space. Mr. Simmons was also interested in the funding for the proposed Illinois Terminal  
2 Expansion project.

3  
4 Eric Wirth

5 Mr. Wirth was concerned about the distance that people with disabilities may have to walk to the bus  
6 stop from Gramercy Park Apartments in Champaign.

7  
8 **5. Approval of Minutes**

9 A. *Board Meeting – June 28, 2017*

10  
11 **MOTION** by Mr. Hannon to approve the minutes of the June 28, 2017 CUMTD Board meeting as  
12 distributed; seconded by Mr. Cho. Upon vote, the **MOTION CARRIED**. Ms. Bauer abstained as she did  
13 not attend the meeting.

14  
15 **6. Communications**

16 None

17  
18 **7. Reports**

19 A. *Managing Director*

20 Mr. Gnadt reviewed the District's ridership and financial numbers for June 2017. The drop in FY2017  
21 monthly revenue for June was skewed due to an adjustment by the University for additional student fees  
22 paid in FY2016. The State of Illinois now has a budget. Concerning transit, the budget implementation bill  
23 included a 10% cut to the Downstate Public Transportation Fund which may underfund the account. On a  
24 positive note, transit money will be directly deposited into the Downstate Public Transportation Fund,  
25 bypassing the Comptroller's office, beginning 7/1/2017. This should get the quarterly operating payments  
26 disbursed to the District on a timely basis again. Staff is working with Token Transit to test an aspect of  
27 their mobile app-based fare system that will identify trip origin and destination points.

28  
29 B. *Board Committees*

30 1) **Administration** – No report

31  
32 2) **Facilities** – Hans Grotelueschen of Prairieview Park LLC and Mr. Gnadt discussed the  
33 proposed Illinois Terminal Expansion project in downtown Champaign. The preliminary  
34 design includes an event center (Hockey Arena) that will be dependent on University of Illinois  
35 Department of Intercollegiate Athletics' support. The project will utilize tax increment  
36 financing (TIF), so there is no plan for new taxes on residents.

37  
38 3) **Service Delivery** – No report

39  
40 **8. Action Items**

41 A. Authorize Execution of Downstate Operating Assistance Grant Agreement

42 Mr. Gnadt stated that this resolution is presented annually to the Board for the State Grant Operating  
43 Assistance Program – a reimbursement for 65% of operating expenses.

44  
45 **MOTION** by Ms. Bauer to authorize the Managing Director to execute the Downstate Operating Assistance  
46 Grant agreement; seconded by Mr. Hannon. Upon vote, the **MOTION CARRIED** unanimously.

47  
48 B. CUMTD Facilities and District Vehicles Rules and Regulations of Conduct

49 Since 1999, this policy has been in effect concerning facilities. It was adapted to a systemwide approach  
50 to include both District vehicles and facilities. Exclusion decisions are made on very rare occurrences  
51 where the person is endangering the safety of other passengers or District staff. Mr. Alyx Parker, attorney  
52 for the District, indicated that this policy will adequately protect the due process rights of the public.

1 **MOTION** by Mr. Hannon to approve Champaign-Urbana Mass Transit District Facilities and District  
2 Vehicles Rules and Regulations of Conduct in concept; seconded by Ms. Bauer. Upon vote, the **MOTION**  
3 **CARRIED** unanimously.  
4

5 After review for minor language changes, this policy will be accessible on CUMTD's website.  
6

7 C. Semi-Annual Review of Closed Session Minutes  
8

9 **MOTION** by Mr. Hannon that the minutes, or portions thereof, of the closed session meetings of the Board  
10 listed on "Attachment 1" marked "Release" no longer require confidential treatment and are ordered  
11 released; that the need for confidentiality still exists as to the minutes, or portion thereof, of the closed  
12 session meetings of the Board listed on "Attachment 2" marked "Remain Confidential"; and that the  
13 verbatim recordings of the following listed closed session minutes, "Attachment 3", all of which are not  
14 less than 18 months old and the written minutes of which have been approved are authorized to be  
15 destroyed; seconded by Ms. Bauer. Upon vote, the **MOTION CARRIED** unanimously.  
16

17 **9. Next Meeting**

- 18 A. Regular Board of Trustees Meeting – Wednesday, August 30, 2017 - 3:00 p.m. at  
19 Champaign City Council Chambers – 102 North Neil Street, Champaign  
20

21 **10. Adjournment**  
22

23 **MOTION** by Mr. Hannon to adjourn the meeting; seconded by Dr. Faron. Upon vote, the **MOTION**  
24 **CARRIED** unanimously.  
25

26 Ms. Chaplan adjourned the meeting at 4:18 p.m.  
27

28  
29 Submitted by:  
30

31  
32 \_\_\_\_\_  
33 Recording Secretary  
34

35  
36 Approved:  
37

38  
39 \_\_\_\_\_  
40 Board of Trustees Acting Chair

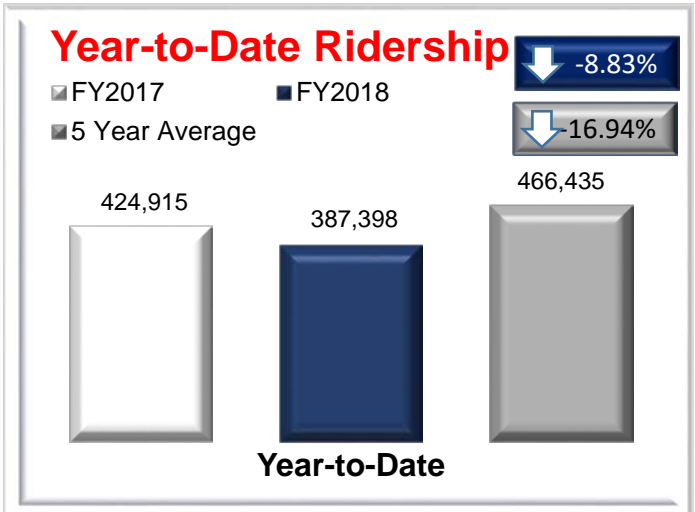
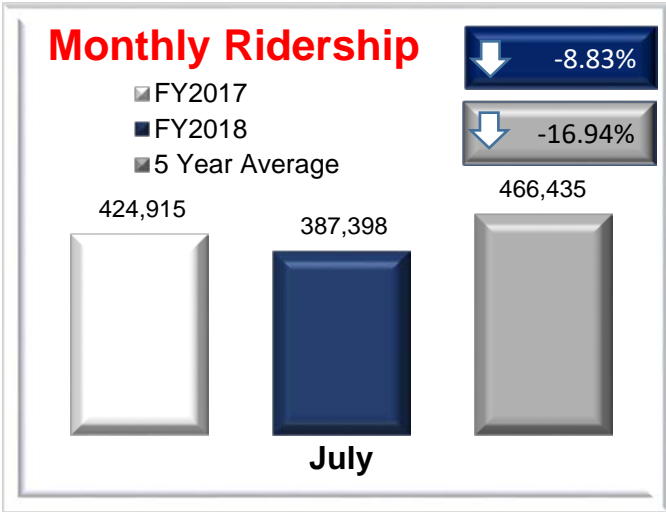
**MTD MISSION** Leading the way to greater mobility

**MTD VISION** MTD goes beyond traditional boundaries to promote excellence in transportation.

**MTD MANAGING DIRECTOR OPERATING NOTES**

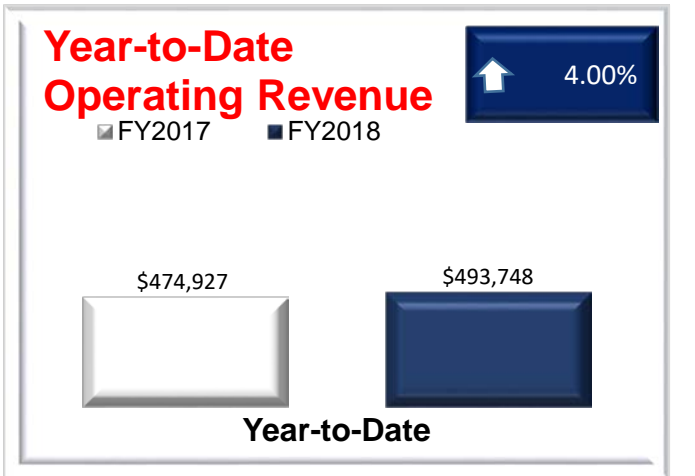
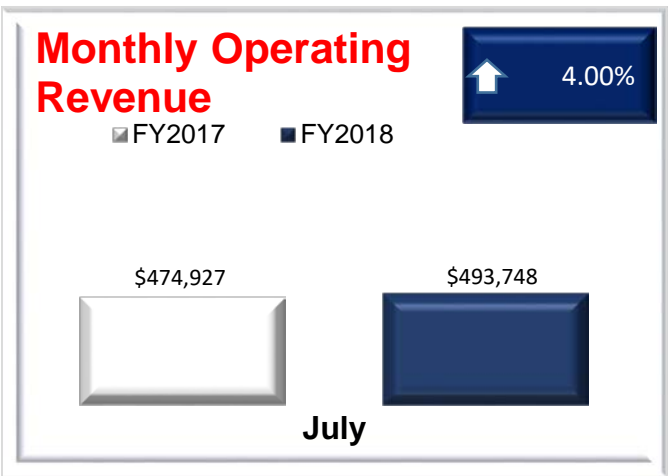
August, 2017

**RIDERSHIP**



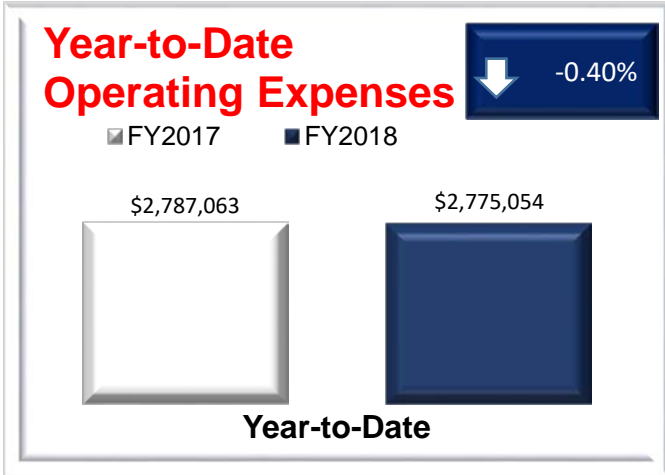

July ridership was 387,398 or 8.83% below July, 2016 (424,915). Year-to-date ridership was 387,398 or 8.83% below FY2017 (424,915).

**OPERATING REVENUE**



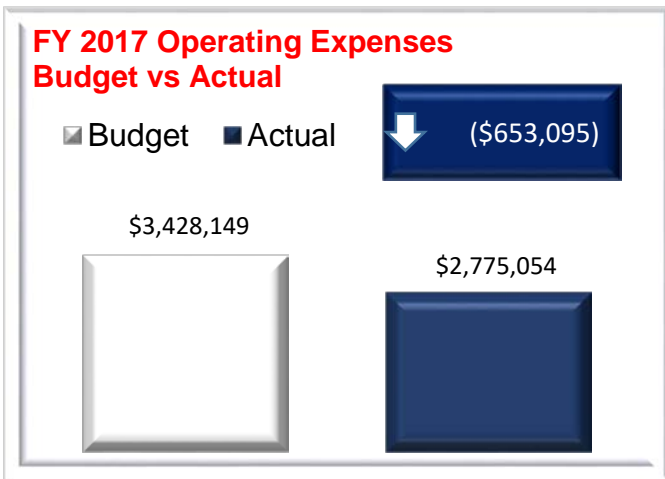
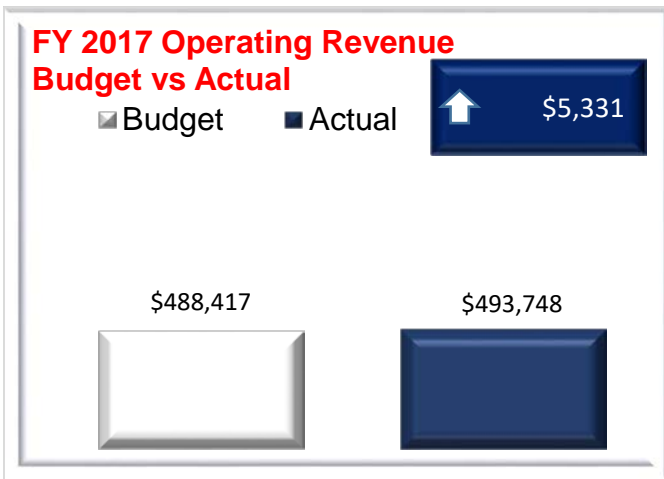
July, 2017 operating revenue was \$493,748 or 4.00% above July, 2016 (\$474,927). Year-to-date operating revenue was \$493,748 or 4.00% above FY2017 (\$474,927).

**OPERATING EXPENSES**



July operating expenses were \$2,775,054 or 0.40% below July, 2016 (\$2,787,063). Year-to-date operating expenses were \$2,775,054 or 0.40% below FY2017 (\$2,787,063).

**YEAR-TO-DATE REVENUE & EXPENSES**



Year-to-date operating revenues are \$5,331 above budget while operating expenses are \$653,095 under budget.

## MANAGING DIRECTOR'S NOTES

On August 22, Hans Grotelueschen, City of Champaign staff, and I met with the Champaign City Council regarding the Illinois Terminal Expansion (ITE) project. We were seeking approval to move forward with due diligence action steps like negotiating an Intergovernmental Agreement with the City, a Joint Development Agreement with the developer, and hiring a variety of consultants to conduct studies (Parking Analysis, Traffic Analysis, Market Demand & Economic Impact Analysis, etc). The Council unanimously approved that City staff begin taking these steps. MTD, the City, and Hans will immediately launch into these components to complete as soon as possible.

MTD has submitted a grant application to the Federal Transit Administration's (FTA) Bus & Bus Facilities 5339 program for joint development funding of the ITE project. Joint development dollars offer some additional flexibility in regards to the scope of spending. For instance, FTA's grants can, of course, be used for transit portions of the construction, but the joint development program allows the Federal money to be spent on some non-transportation components - as long as revenue is captured from the project to pay back the value of the grant funds to MTD. We should hear back on this grant sometime in this Fall.

Staff is evaluating a contract with Token Transit for mobile ticketing. This system is an app-based product that will allow our riders to purchase fares in a variety of denominations and then show a pass on their mobile phone to our operator. This offers a great deal of convenience and flexibility for our customers. Token Transit also has a new method of anonymously tracking origin and destinations of their users and we will be their pilot customer for this module. This is very exciting as this is something we've been working toward for more than a year now.

We are also pursuing another software vendor called Tap Ride. This will initially allow University students who utilize SafeRides to schedule their trips using an app similar to Lyft. We believe this is a great step forward in making SafeRides more user-friendly for the students and more efficient for us. The cost of the licenses will be borne by the contract with the University of Illinois.

The closing on 64 E. Chester (Bush Bros. building) took place August 24, 2017. This is the building that Scott Cochrane won the bid on during the public auction.

The ISO 14001:2015 certification audit will be occurring September 11 - 15. This will bring our Environmental & Sustainability Management System in compliance with the most recent standard.

Staff has worked VERY hard this past Summer getting ready for the launch of the full service year. Designated Stops, in particular, were a challenge. But maintenance and operations were successful in meeting deadlines for the beginning of the new year. Some cleanup and tweaking will continue to occur over the next several weeks. Staff also spent a lot of time manning booths at Taste of Champaign, Sweetcorn Festival, and Quad Day.

## MAJOR EFFORTS

### **Development Efforts**

Illinois Terminal Expansion – As mentioned above, the project will move directly into a due diligence phase.

Downtown Urbana Transit Facility – Productive conversations have continued with property owners of potential sites and project partners to evaluate viability. We are tentatively evaluating the potential of hiring an architect to render a conceptual drawing of the project.



## **Route Analysis**

We continue to wait for the grant contract from IDOT.

## **ONGOING PROJECTS**

Staff continues to work on a number of projects including:

- MCORE – Construction progresses on Projects 1, 2, & 3 and despite the State shutdown in early July, the contractor is only slightly behind schedule. Design work continues for Projects 4, 5, & 6.
- U of I contract negotiation - discussions with U of I staff continue.
- Service development for YMCA, Carle at the Fields, and SW Champaign.

**Champaign-Urbana Mass Transit District**  
 Fiscal-Year-to-Date Ridership Comparison

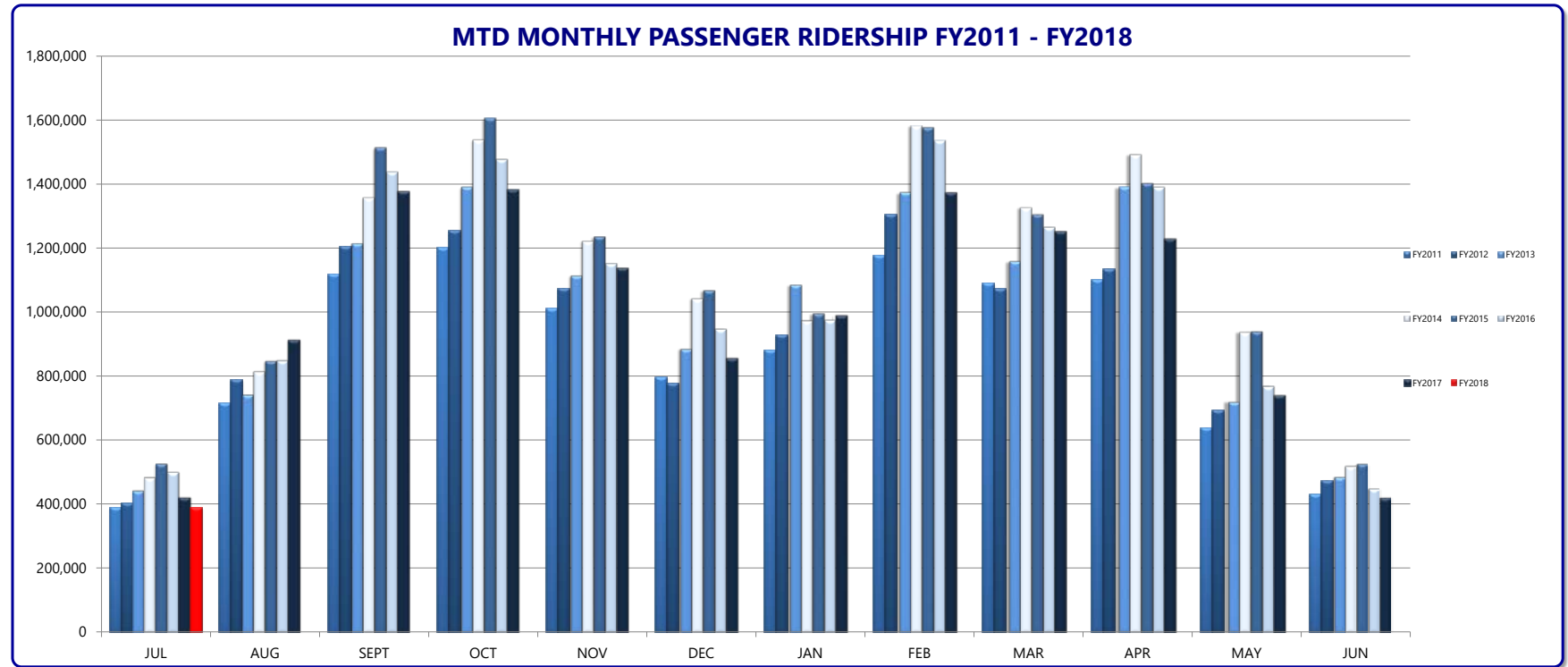
	<b>Jul-17</b>	<b>Jul-16</b>	<b>% Change</b>	<b>FY18 YTD</b>	<b>FY17 YTD</b>	<b>% Change</b>
Adult Rides	37,530	36,689	2.3%	37,530	36,689	2.3%
School Rides	3,203	3,163	1.3%	3,203	3,163	1.3%
DASH/Senior - E & D Rides	47,017	50,769	-7.4%	47,017	50,769	-7.4%
U of I Faculty/Staff Rides	20,838	20,910	-0.3%	20,838	20,910	-0.3%
Annual Pass	66,180	76,900	-13.9%	66,180	76,900	-13.9%
U of I Student Rides	192,542	213,478	-9.8%	192,542	213,478	-9.8%
All Day Passes	517	1,069	-51.6%	517	1,069	-51.6%
Transfers	11,750	14,086	-16.6%	11,750	14,086	-16.6%
Saferides	0	0	0.0%	0	0	0.0%
<b>Total Unlinked Passenger Ride:</b>	<b>379,577</b>	<b>417,064</b>	<b>-9.0%</b>	<b>379,577</b>	<b>417,064</b>	<b>-9.0%</b>
Half-Fare Cab Subsidy Rides	1,303	1,354	-3.8%	1,303	1,354	-3.8%
ADA Rides	6,518	6,497	0.3%	6,518	6,497	0.3%
<b>TOTAL</b>	<b>387,398</b>	<b>424,915</b>	<b>-8.8%</b>	<b>387,398</b>	<b>424,915</b>	<b>-8.8%</b>

	<b>Jul-17</b>	<b>Jul-16</b>
Weekdays	<b>20</b>	20
UI Weekdays	<b>0</b>	0
Saturdays	<b>5</b>	5
UI Saturdays	<b>0</b>	0
Sundays	<b>5</b>	5
UI Sundays	<b>0</b>	0
Champaign Schools Days	<b>0</b>	0
Urbana School Days	<b>0</b>	0
Holidays	<b>1</b>	1
Average Temperature	<b>76</b>	75
Total Precipitation	<b>3.24</b>	4.81
Average Gas Price	<b>\$2.12</b>	\$2.06

**Champaign-Urbana Mass Transit District**  
 MTD Monthly Passenger Ridership FY2011 - FY2018

August 24, 2017

	FY2011	FY2012	FY2013	FY2014	FY2015	FY2016	FY2017	FY2018
JUL	387,210	401,883	447,178	487,363	529,018	503,481	424,915	387,398
AUG	714,304	787,817	745,337	817,249	848,165	851,098	914,496	
SEPT	1,117,050	1,203,512	1,215,967	1,358,928	1,514,019	1,439,491	1,375,803	
OCT	1,201,806	1,254,804	1,391,576	1,538,309	1,606,340	1,478,275	1,380,990	
NOV	1,011,472	1,073,953	1,115,234	1,223,026	1,236,071	1,153,897	1,137,573	
DEC	797,556	777,617	887,209	1,044,064	1,068,608	949,030	857,837	
JAN	881,575	927,630	1,086,962	975,863	996,469	977,223	989,700	
FEB	1,177,828	1,305,142	1,374,653	1,582,330	1,576,687	1,537,540	1,371,778	
MAR	1,089,206	1,073,789	1,160,228	1,327,336	1,305,425	1,266,676	1,251,352	
APR	1,101,360	1,134,560	1,392,237	1,492,613	1,402,475	1,391,286	1,228,127	
MAY	638,216	693,620	722,264	939,758	940,147	770,860	742,253	
JUN	431,537	473,304	489,327	522,493	528,360	451,663	424,219	
<b>TOTAL</b>	<b>10,549,120</b>	<b>11,107,631</b>	<b>12,028,172</b>	<b>13,309,332</b>	<b>13,551,784</b>	<b>12,770,520</b>	<b>12,099,043</b>	<b>387,398</b>



# Champaign-Urbana Mass Transit District

August 09, 2017

## Route Performance Report

July 2017

Weekdays

	Passengers	Percent of Group Ridership *	Revenue Hours	Passengers Per Revenue Hour	Revenue Hour Performance Comparison +	Revenue Miles	Passengers Per Revenue Mile	Revenue Mile Performance Comparison +
<b>Daytime Campus Fixed Route</b>	<b>69,713</b>		<b>2,112.4</b>	<b>33.0</b>		<b>23,102.0</b>	<b>3.0</b>	
1 YELLOWhopper	19,710	28.27%	476.6	41.36	1.25	4,896.0	4.03	1.33
10 GOLDHopper	13,354	19.16%	438.0	30.49	0.92	5,632.0	2.37	0.79
12 Teal	14,499	20.80%	459.6	31.55	0.96	5,034.0	2.88	0.95
13 Silver	7,014	10.06%	289.0	24.27	0.74	3,288.0	2.13	0.71
21 Raven	2,235	3.21%	241.6	9.25	0.28	1,990.0	1.12	0.37
22 Illini	12,901	18.51%	207.6	62.14	1.88	2,262.0	5.70	1.89
<b>Daytime Community Fixed Route</b>	<b>211,539</b>		<b>9,342.8</b>	<b>22.6</b>		<b>126,926.8</b>	<b>1.7</b>	
1 Yellow	34,190	16.16%	940.0	36.37	1.61	11,844.0	2.89	1.73
2 Red	23,134	10.94%	997.4	23.19	1.02	12,748.0	1.81	1.09
3 Lavender	12,354	5.84%	479.4	25.77	1.14	6,452.0	1.91	1.15
4 Blue	8,222	3.89%	544.0	15.11	0.67	7,280.0	1.13	0.68
5 Green	31,030	14.67%	1,318.0	23.54	1.04	18,599.0	1.67	1.00
5 GREENhopper	19,615	9.27%	683.6	28.69	1.27	8,804.0	2.23	1.34
6 Orange	12,349	5.84%	636.0	19.42	0.86	7,826.0	1.58	0.95
6 ORANGEhopper	6,894	3.26%	117.0	58.92	2.60	1,384.0	4.98	2.99
7 Grey	20,932	9.90%	865.2	24.19	1.07	12,004.0	1.74	1.05
8 Bronze	3,041	1.44%	287.6	10.57	0.47	2,024.0	1.50	0.90
9 Brown	18,055	8.54%	983.4	18.36	0.81	13,673.8	1.32	0.79
10 Gold	16,471	7.79%	791.6	20.81	0.92	11,408.0	1.44	0.87
11 Ruby	345	0.16%	107.0	3.22	0.14	2,026.0	0.17	0.10
14 Navy	1,578	0.75%	91.6	17.23	0.76	1,736.0	0.91	0.55
16 Pink	3,329	1.57%	501.0	6.64	0.29	9,118.0	0.37	0.22

\* The Percent of Group Ridership shows how the ridership for the route compares to the group

+ Performance Comparison shows each Route's Passengers Per Revenue Hour or Mile compared to the Route Group's average. Routes that are continually above 1.5 or below 0.5 may need to be examined as they are not performing within the Group Standards.

Route Performance Report

July 2017

Weekdays

	Passengers	Percent of Group Ridership *	Revenue Hours	Passengers Per Revenue Hour	Revenue Hour Performance Comparison +	Revenue Miles	Passengers Per Revenue Mile	Revenue Mile Performance Comparison +
<b>Evening Campus Fixed Route</b>	<b>8,468</b>		<b>382.2</b>	<b>22.2</b>		<b>3,947.0</b>	<b>2.1</b>	
120 Teal	3,912	46.20%	193.0	20.27	0.91	2,046.0	1.91	0.89
130 Silver	1,575	18.60%	96.6	16.30	0.74	849.0	1.86	0.86
220 Illini	2,981	35.20%	92.6	32.19	1.45	1,052.0	2.83	1.32
<b>Evening Community Fixed Route</b>	<b>28,934</b>		<b>1,495.8</b>	<b>19.3</b>		<b>21,096.0</b>	<b>1.4</b>	
50 Green	6,945	24.00%	332.4	20.89	1.08	4,532.0	1.53	1.12
50 GREENhopper	4,472	15.46%	202.6	22.07	1.14	2,676.0	1.67	1.22
70 Grey	6,450	22.29%	273.2	23.61	1.22	3,902.0	1.65	1.21
100 Yellow	9,711	33.56%	479.0	20.27	1.05	6,064.0	1.60	1.17
110 Ruby	475	1.64%	77.0	6.17	0.32	1,940.0	0.24	0.18
180 Lime	881	3.04%	131.6	6.69	0.35	1,982.0	0.44	0.32

\* The Percent of Group Ridership shows how the ridership for the route compares to the group

+ Performance Comparison shows each Route's Passengers Per Revenue Hour or Mile compared to the Route Group's average. Routes that are continually above 1.5 or below 0.5 may need to be examined as they are not performing within the Group Standards.

Route Performance Report

July 2017

Weekends

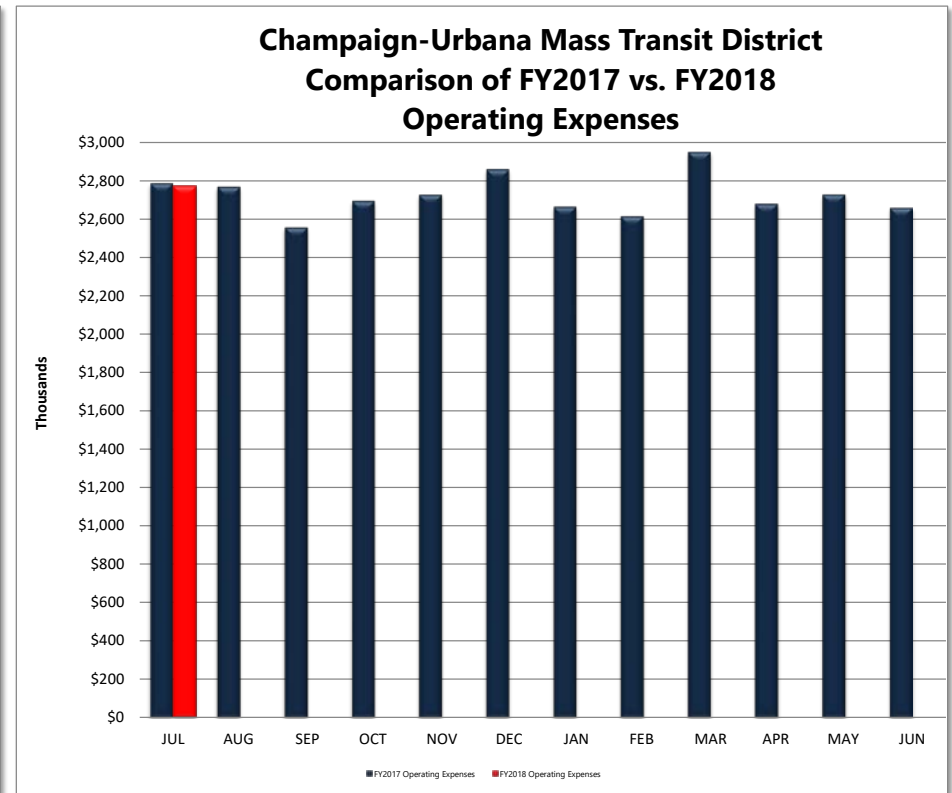
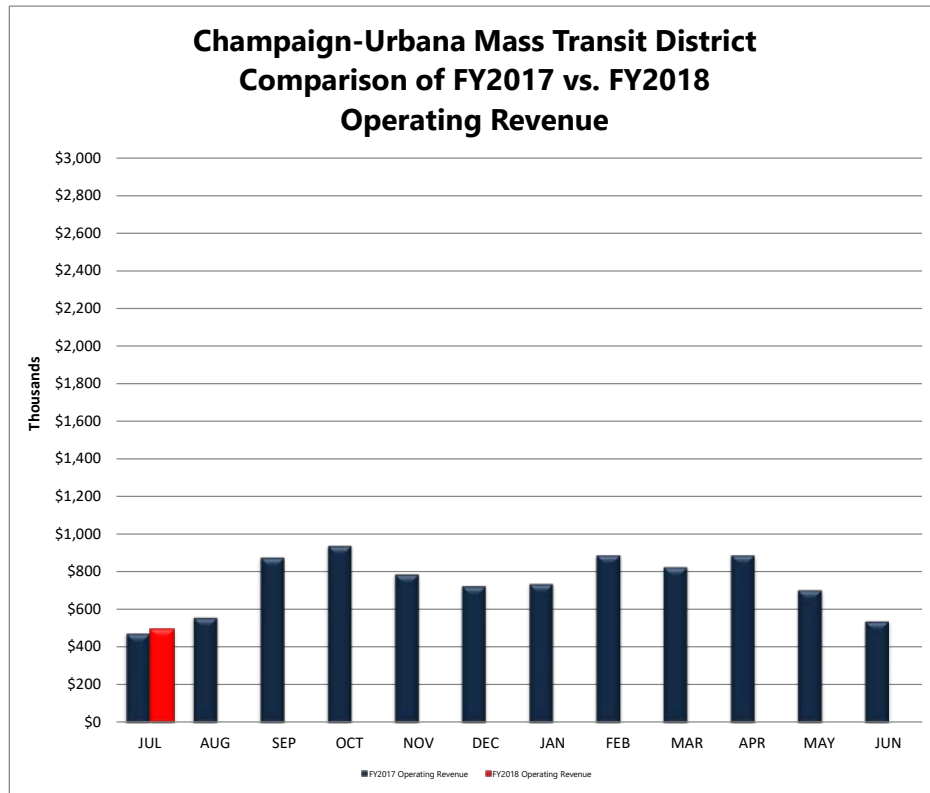
	Passengers	Percent of Group Ridership *	Revenue Hours	Passengers Per Revenue Hour	Revenue Hour Performance Comparison +	Revenue Miles	Passengers Per Revenue Mile	Revenue Mile Performance Comparison +
<b>Campus Fixed Route</b>	<b>9,682</b>		<b>436.1</b>	<b>22.2</b>		<b>4,770.0</b>	<b>2.0</b>	
120 Teal	4,738	48.94%	250.9	18.81	0.85	2,652.5	1.79	0.88
130 Silver	2,021	20.87%	98.3	20.35	0.92	1,038.5	1.94	0.96
220 Illini	2,923	30.19%	86.9	33.25	1.50	1,079.0	2.71	1.33
<b>Community Fixed Route</b>	<b>48,651</b>		<b>2,165.7</b>	<b>22.5</b>		<b>29,395.0</b>	<b>1.7</b>	
20 Red	2,771	5.70%	158.2	17.41	0.78	1,989.5	1.39	0.84
30 Lavender	3,886	7.99%	195.1	19.82	0.88	3,091.5	1.26	0.76
50 Green	8,768	18.02%	314.4	27.80	1.24	3,998.7	2.19	1.32
50 GREENhopper	1,996	4.10%	99.5	19.86	0.88	1,243.0	1.60	0.97
70 Grey	12,465	25.62%	474.0	26.24	1.17	6,355.3	1.96	1.18
100 Yellow	16,140	33.18%	593.7	27.14	1.21	7,333.5	2.20	1.33
110 Ruby	919	1.89%	108.5	8.39	0.37	2,020.0	0.45	0.27
180 Lime	1,706	3.51%	222.5	7.63	0.34	3,363.5	0.51	0.31

\* The Percent of Group Ridership shows how the ridership for the route compares to the group  
 + Performance Comparison shows each Route's Passengers Per Revenue Hour or Mile compared to the Route Group's average. Routes that are continually above 1.5 or below 0.5 may need to be examined as they are not performing within the Group Standards.

**Champaign-Urbana Mass Transit District**  
 Comparison of FY2018 vs FY2017 Revenue and Expenses

August 24, 2017

	JUL	AUG	SEP	OCT	NOV	DEC	JAN	FEB	MAR	APR	MAY	JUN
<b>FY2017 Operating Revenue</b>	\$474,927	\$558,043	\$876,551	\$938,969	\$787,082	\$725,321	\$737,305	\$889,281	\$825,409	\$888,681	\$703,810	\$539,022
<b>FY2018 Operating Revenue</b>	\$493,748											
<b>FY2017 Operating Expenses</b>	\$2,787,063	\$2,768,438	\$2,557,657	\$2,695,448	\$2,726,674	\$2,859,921	\$2,664,716	\$2,615,167	\$2,950,106	\$2,679,398	\$2,727,844	\$2,658,366
<b>FY2018 Operating Expenses</b>	\$2,775,054											
<b>FY2017 Operating Ratio</b>	17.04%	20.16%	34.27%	34.84%	28.87%	25.36%	27.67%	34.00%	27.98%	33.17%	25.80%	20.28%
<b>FY2018 Operating Ratio</b>	17.79%											



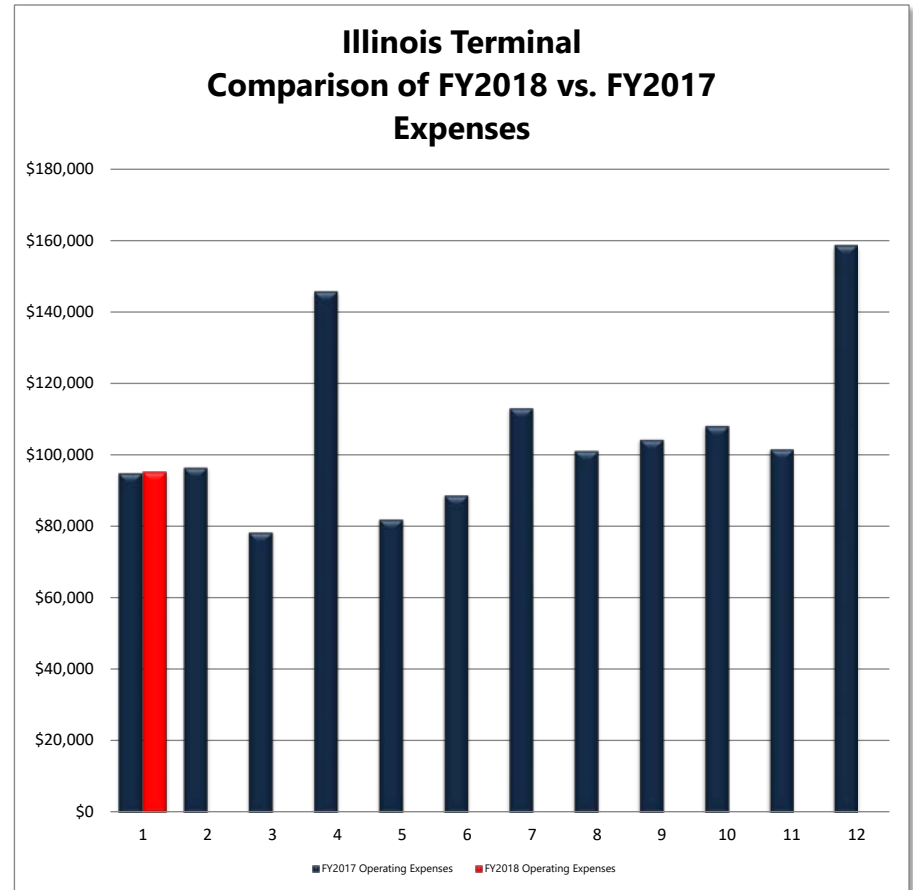
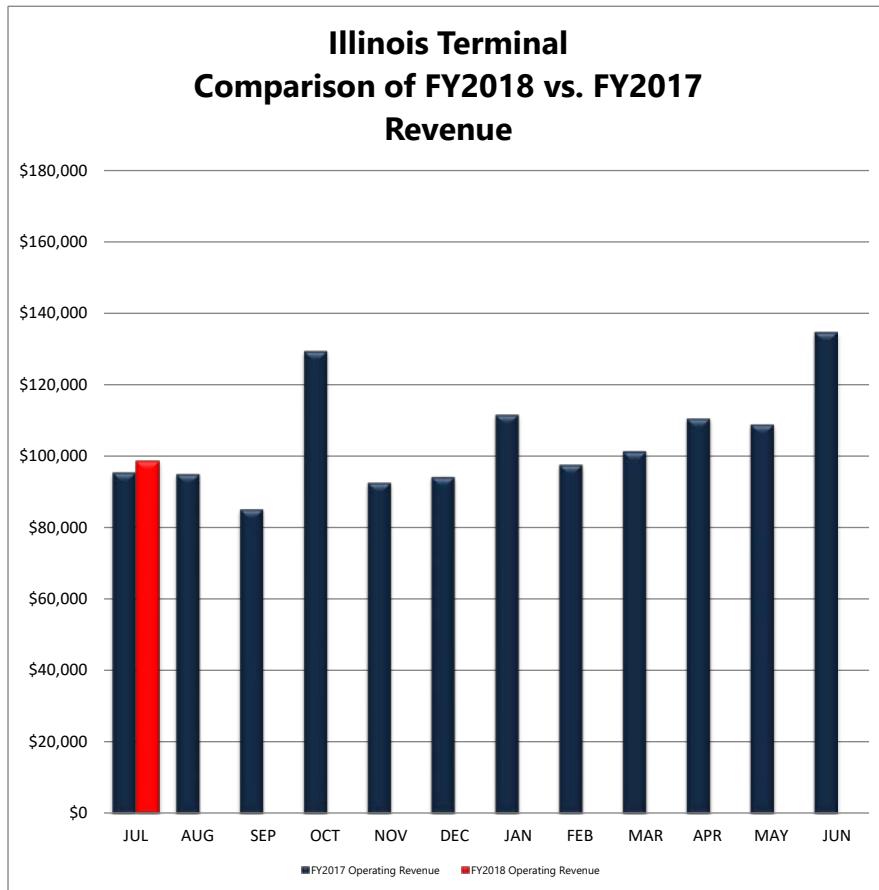
**Champaign-Urbana Mass Transit District**

Illinois Terminal

Comparison of FY2018 vs FY2017 Revenue and Expenses

August 24, 2017

	JUL	AUG	SEP	OCT	NOV	DEC	JAN	FEB	MAR	APR	MAY	JUN	<b>Last 12 Months</b>
<b>FY2017 Operating Revenue</b>	\$95,557	\$95,109	\$85,255	\$129,422	\$92,638	\$94,275	\$111,695	\$97,696	\$101,439	\$110,623	\$108,935	\$134,798	<b>Revenue</b>
<b>FY2018 Operating Revenue</b>	\$98,678												<b>\$1,260,563</b>
<b>FY2017 Operating Expense</b>	\$95,173	\$96,774	\$78,703	\$145,807	\$82,286	\$88,969	\$113,240	\$101,343	\$104,502	\$108,325	\$101,810	\$158,693	<b>Expenses</b>
<b>FY2018 Operating Expense</b>	\$95,062												<b>\$1,275,514</b>
<b>FY2017 Operating Ratio</b>	100.4%	98.3%	108.3%	88.8%	112.6%	106.0%	98.6%	96.4%	97.1%	102.1%	107.0%	84.9%	<b>Ratio</b>
<b>FY2018 Operating Ratio</b>	103.8%												<b>98.8%</b>





<b>HOURS</b>	July 2016	July 2017	% Change	FY2017 to Date	FY2018 to Date	% Change
Passenger Revenue	17,491.63	<b>17,748.55</b>	1.5%	17,491.63	<b>17,748.55</b>	1.5%
Vacation/Holiday/Earned Time	10,261.35	<b>11,455.24</b>	11.6%	10,261.35	<b>11,455.24</b>	11.6%
Non-Revenue	6,699.13	<b>3,681.14</b>	-45.1%	6,699.13	<b>3,681.14</b>	-45.1%
<b>TOTAL</b>	34,452.11	<b>32,884.93</b>	<b>-4.55%</b>	34,452.11	<b>32,884.93</b>	<b>-4.55%</b>

<b>REVENUE/EXPENSES</b>	July 2016	July 2017	% Change	FY2017 to Date	FY2018 to Date	% Change
Operating Revenue	\$474,927.12	<b>\$493,747.65</b>	4.0%	\$474,927.12	<b>\$493,747.65</b>	4.0%
Operating Expenses	\$2,787,063.45	<b>\$2,775,053.94</b>	-0.4%	\$2,787,063.45	<b>\$2,775,053.94</b>	-0.4%
Operating Ratio Passenger Revenue/Revenue Vehicle Hour	17.04%	<b>17.79%</b>	4.4%	17.04%	<b>17.79%</b>	4.4%
	\$20.87	<b>\$20.99</b>	0.6%	\$20.87	<b>\$20.99</b>	0.6%

<b>RIDERSHIP</b>	July 2016	July 2017	% Change	FY2017 to Date	FY2018 to Date	% Change
Revenue Passenger	402,978	<b>367,827</b>	-8.7%	402,978	<b>367,827</b>	-8.7%
Transfers	14,086	<b>11,750</b>	-16.6%	14,086	<b>11,750</b>	-16.6%
Total Unlinked	417,064	<b>379,577</b>	-9.0%	417,064	<b>379,577</b>	-9.0%
ADA Riders	6,497	<b>6,518</b>	0.3%	6,497	<b>6,518</b>	0.3%
Half Fare Cab	1,354	<b>1,303</b>	-3.8%	1,354	<b>1,303</b>	-3.8%
<b>TOTAL</b>	424,915	<b>387,398</b>	<b>-8.83%</b>	424,915	<b>387,398</b>	<b>-8.83%</b>

<b>PASSENGERS/REVENUE HOUR</b>	July 2016	July 2017	% Change	FY2017 to Date	FY2018 to Date	% Change
Hour	23.84	<b>21.39</b>	-10.3%	23.84	<b>21.39</b>	-10.3%

# Champaign Urbana Mass Transit District Budget Analysis Report

Fiscal Year: 2018		Period 1		Division: 00 Champaign Urbana Mass Transit District				As of: 08/22/2017	
July 2017	Budget This Period	July 2016	Act/Bgt Var %		2018 YTD	July Thru July Budget YTD	2017 YTD	Act/Bgt Var %	
4000000000 * * * * R E V E N U E * * * *									
4000000099 ** TRANSPORTATION REVENUE									
4010000000 * PASSENGER FARES									
54,144.80	61,666.67	58,595.71	-12.20%	4010100000 FULL ADULT FARES	54,144.80	61,666.67	58,595.71	-12.20%	
1,886.00	1,500.00	1,260.00	25.73%	4010300000 STUDENT FARES	1,886.00	1,500.00	1,260.00	25.73%	
0.00	0.00	-20.00	0.00%	4010700000 FARE REFUNDS	0.00	0.00	-20.00	0.00%	
14,621.59	18,333.33	17,553.17	-20.25%	4010800000 ANNUAL PASS REVENUE	14,621.59	18,333.33	17,553.17	-20.25%	
6,600.87	7,750.00	6,298.00	-14.83%	4011000000 HALF FARE CAB	6,600.87	7,750.00	6,298.00	-14.83%	
2,280.00	18,333.33	2,777.01	-87.56%	4011100000 ADA TICKETS & FARES	2,280.00	18,333.33	2,777.01	-87.56%	
79,533.26	107,583.33	86,463.89	-26.07%	4019900099 * TOTAL PASSENGER FARES	79,533.26	107,583.33	86,463.89	-26.07%	
293,016.42	272,500.00	278,523.08	7.53%	4020300000 U OF I CAMPUS SERVICE	293,016.42	272,500.00	278,523.08	7.53%	
20,299.66	19,583.33	19,560.91	3.66%	4020500000 ADA - U I & DSC CONTRACTS	20,299.66	19,583.33	19,560.91	3.66%	
0.00	0.00	165.00	0.00%	4030100000 SCHOOL SERVICE FARES	0.00	0.00	165.00	0.00%	
909.20	0.00	2,687.71	100.00%	4060100000 I.T. COMMISSIONS	909.20	0.00	2,687.71	100.00%	
14,817.37	25,000.00	18,383.78	-40.73%	4060300000 ADVERTISING REVENUE	14,817.37	25,000.00	18,383.78	-40.73%	
408,575.91	424,666.66	405,784.37	-3.79%	4069900099 ** TOTAL TRANSPORTATION REVEN	408,575.91	424,666.66	405,784.37	-3.79%	
4070000000 ** NON - TRANSPORTATION REVENUE									
3,658.41	1,666.67	2,686.54	119.50%	4070100000 SALE OF MAINTENANCE SERVICES	3,658.41	1,666.67	2,686.54	119.50%	
0.00	0.00	0.00	0.00%	4070200000 RENTAL OF REVENUE VEHICLES	0.00	0.00	0.00	0.00%	
38,924.68	35,416.67	34,127.80	9.90%	4070300000 BUILDING RENTAL - IL TERMINAL	38,924.68	35,416.67	34,127.80	9.90%	
30,770.30	20,833.33	21,341.50	47.70%	4070300002 BUILDING RENTAL - 801 & 1101	30,770.30	20,833.33	21,341.50	47.70%	
12,328.04	5,833.33	4,398.52	111.34%	4070400000 INVESTMENT INCOME	12,328.04	5,833.33	4,398.52	111.34%	
-1,862.90	0.00	2,828.90	-100.00%	4070400002 +/- FAIR VALUE OF INVESTMENT	-1,862.90	0.00	2,828.90	-100.00%	
1.00	0.00	-2.00	100.00%	4070800000 OVER OR SHORT	1.00	0.00	-2.00	100.00%	
0.00	0.00	0.00	0.00%	4079800000 GAIN ON FIXED ASSET DISPOSAL	0.00	0.00	0.00	0.00%	
1,352.21	0.00	3,761.49	100.00%	4079900001 OTHER NONTRANS. REVENUES	1,352.21	0.00	3,761.49	100.00%	
85,171.74	63,750.00	69,142.75	33.60%	4079900099 ** TOTAL NON - TRANSPORTATION R	85,171.74	63,750.00	69,142.75	33.60%	
493,747.65	488,416.66	474,927.12	1.09%	4079999999 *** TOTAL TRANS & NON - TRANS RE	493,747.65	488,416.66	474,927.12	1.09%	

## Champaign Urbana Mass Transit District Budget Analysis Report

Fiscal Year: 2018		Period 1		Division: 00 Champaign Urbana Mass Transit District				As of: 08/22/2017	
July 2017	Budget This Period	July 2016	Act/Bgt Var %		2018 YTD	July Thru July Budget YTD	2017 YTD	Act/Bgt Var %	
				4080000000 ** TAXES LEVIED DIRECTLY					
633,333.33	625,000.00	637,671.25	1.33%	4080100000 PROPERTY TAX REVENUE	633,333.33	625,000.00	637,671.25	1.33%	
0.00	0.00	0.00	0.00%	4080100001 PROPERTY TAX - UNCOLLECTIBLE R	0.00	0.00	0.00	0.00%	
0.00	0.00	0.00	0.00%	4080600000 REPLACEMENT TAX REVENUE	0.00	0.00	0.00	0.00%	
0.00	0.00	0.00	0.00%	4089900001 MISCELLANEOUS PROPERTY TAXES	0.00	0.00	0.00	0.00%	
				4110000000 ** STATE GRANTS & REIMBURSEMEN					
1,830,117.54	2,273,500.00	2,089,279.35	-19.50%	4110100000 OPERATING ASSISTANCE - STATE	1,830,117.54	2,273,500.00	2,089,279.35	-19.50%	
0.00	0.00	431,631.89	0.00%	4111000000 CAPITAL GRANTS - STATE	0.00	0.00	431,631.89	0.00%	
0.00	0.00	0.00	0.00%	4111000001 CAPITAL GRANTS - STATE - PASS TH	0.00	0.00	0.00	0.00%	
0.00	0.00	0.00	0.00%	4112000000 COUNTY REIMBURSEMENTS	0.00	0.00	0.00	0.00%	
0.00	0.00	0.00	0.00%	4119900000 STATE REIMBURSEMENTS	0.00	0.00	0.00	0.00%	
0.00	0.00	0.00	0.00%	4119900001 STATE REIMB - PASS THRU'S	0.00	0.00	0.00	0.00%	
				4130000000 ** FEDERAL GRANTS & REIMBURSEM					
0.00	0.00	0.00	0.00%	4130100000 OPERATING ASSISTANCE - FEDERAL	0.00	0.00	0.00	0.00%	
0.00	0.00	2,510,752.38	0.00%	4130500000 CAPITAL GRANTS - FEDERAL	0.00	0.00	2,510,752.38	0.00%	
0.00	0.00	-31,732.26	0.00%	4130600000 FEDERAL GRANT PASS THROUGH \$'	0.00	0.00	-31,732.26	0.00%	
0.00	0.00	0.00	0.00%	4139900000 FEDERAL REIMBURSEMENTS	0.00	0.00	0.00	0.00%	
0.00	0.00	0.00	0.00%	4409900000 OTHER SOURCES/SUBSIDIES (PTA \$)	0.00	0.00	0.00	0.00%	
2,957,198.52	3,386,916.66	6,112,529.73	-12.69%	4999900099 **** TOTAL REVENUE ****	2,957,198.52	3,386,916.66	6,112,529.73	-12.69%	

# Champaign Urbana Mass Transit District Budget Analysis Report

Fiscal Year: 2018		Period 1		Division: 00 Champaign Urbana Mass Transit District			As of: 08/22/2017	
July 2017	Budget This Period	July 2016	Act/Bgt Var %		2018 YTD	July Thru July Budget YTD	2017 YTD	Act/Bgt Var %
5000000000 * * * * E X P E N S E S * * *								
5010000000 ** LABOR								
587,439.04	823,250.00	573,891.27	-28.64%	5010101000 OPERATORS WAGES	587,439.04	823,250.00	573,891.27	-28.64%
87,368.48	120,640.00	87,487.49	-27.58%	5010204000 MECHANICS WAGES - MAINT	87,368.48	120,640.00	87,487.49	-27.58%
51,048.59	64,960.00	51,275.10	-21.42%	5010304000 MAINTENANCE WAGES - MAINT	51,048.59	64,960.00	51,275.10	-21.42%
113,863.18	93,416.67	108,163.66	21.89%	5010401000 SUPERVISORS SALARIES - OPS	113,863.18	93,416.67	108,163.66	21.89%
19,581.46	37,120.00	21,747.76	-47.25%	5010404000 SUPERVISORS SALARIES - MAINT	19,581.46	37,120.00	21,747.76	-47.25%
71,379.76	76,931.00	78,664.52	-7.22%	5010501000 OVERHEAD SALARIES - OPS	71,379.76	76,931.00	78,664.52	-7.22%
26,901.15	27,840.00	17,312.66	-3.37%	5010504000 OVERHEAD SALARIES - MAINT	26,901.15	27,840.00	17,312.66	-3.37%
116,379.05	100,000.00	95,052.09	16.38%	5010516000 OVERHEAD SALARIES - G&A	116,379.05	100,000.00	95,052.09	16.38%
17,037.66	11,833.33	10,115.68	43.98%	5010516200 OVERHEAD SALARIES - IT	17,037.66	11,833.33	10,115.68	43.98%
24,128.91	25,000.00	25,683.99	-3.48%	5010601000 CLERICAL WAGES - OPS	24,128.91	25,000.00	25,683.99	-3.48%
6,674.70	4,166.67	3,635.10	60.19%	5010604000 CLERICAL WAGES - MAINT	6,674.70	4,166.67	3,635.10	60.19%
23,265.99	25,833.33	24,479.84	-9.94%	5010616000 CLERICAL WAGES - G&A	23,265.99	25,833.33	24,479.84	-9.94%
6,991.45	10,000.00	6,043.06	-30.09%	5010616200 CLERICAL WAGES - IT	6,991.45	10,000.00	6,043.06	-30.09%
10,577.56	11,666.67	9,187.50	-9.34%	5010716200 SECURITY WAGES - IT	10,577.56	11,666.67	9,187.50	-9.34%
-3,033.75	0.00	-2,551.80	-100.00%	5010801000 LABOR CREDIT - OPS	-3,033.75	0.00	-2,551.80	-100.00%
-4,889.15	0.00	-3,792.14	-100.00%	5010804000 LABOR CREDIT - MAINT	-4,889.15	0.00	-3,792.14	-100.00%
-1,325.84	0.00	-1,657.35	-100.00%	5010806000 LABOR CREDIT - G&A	-1,325.84	0.00	-1,657.35	-100.00%
10,428.91	11,250.00	10,760.56	-7.30%	5010816200 MAINTENANCE WAGES - IT	10,428.91	11,250.00	10,760.56	-7.30%
1,163,817.15	1,443,907.67	1,115,498.99	-19.40%	5019999000 ** TOTAL LABOR	1,163,817.15	1,443,907.67	1,115,498.99	-19.40%
5020000000 ** FRINGE BENEFITS								
81,063.73	90,480.00	78,411.92	-10.41%	5020101000 FICA - OPS	81,063.73	90,480.00	78,411.92	-10.41%
17,800.52	19,488.00	16,979.78	-8.66%	5020104000 FICA - MAINT	17,800.52	19,488.00	16,979.78	-8.66%
9,532.99	6,666.67	5,262.97	42.99%	5020116000 FICA - G&A	9,532.99	6,666.67	5,262.97	42.99%
2,744.83	3,712.00	2,949.19	-26.06%	5020116200 FICA - IT	2,744.83	3,712.00	2,949.19	-26.06%
135,853.77	180,960.00	130,551.44	-24.93%	5020201000 IMRF - OPS	135,853.77	180,960.00	130,551.44	-24.93%
27,203.92	53,360.00	26,111.04	-49.02%	5020204000 IMRF - MAINT	27,203.92	53,360.00	26,111.04	-49.02%
16,574.51	16,666.67	14,147.33	-0.55%	5020216000 IMRF - G&A	16,574.51	16,666.67	14,147.33	-0.55%
5,861.45	6,032.00	4,454.03	-2.83%	5020216200 IMRF - IT	5,861.45	6,032.00	4,454.03	-2.83%
224,704.98	234,000.00	228,575.77	-3.97%	5020301000 MEDICAL INSURANCE - OPS	224,704.98	234,000.00	228,575.77	-3.97%
48,547.69	54,833.33	48,962.57	-11.46%	5020304000 MEDICAL INSURANCE - MAINT	48,547.69	54,833.33	48,962.57	-11.46%
23,524.40	22,916.67	22,927.17	2.65%	5020316000 MEDICAL INSURANCE - G&A	23,524.40	22,916.67	22,927.17	2.65%
13,453.19	12,500.00	12,198.33	7.63%	5020316200 MEDICAL INSURANCE - IT	13,453.19	12,500.00	12,198.33	7.63%
0.00	0.00	0.00	0.00%	5020401000 DENTAL INSURANCE - OPS	0.00	0.00	0.00	0.00%

## Champaign Urbana Mass Transit District Budget Analysis Report

Fiscal Year: 2018		Period 1		Division: 00 Champaign Urbana Mass Transit District				As of: 08/22/2017	
July 2017	Budget This Period	July 2016	Act/Bgt Var %		2018 YTD	July Thru July Budget YTD	2017 YTD	Act/Bgt Var %	
0.00	0.00	0.00	0.00%	5020404000 DENTAL INSURANCE - MAINT	0.00	0.00	0.00	0.00%	
0.00	0.00	0.00	0.00%	5020416000 DENTAL INSURANCE - G&A	0.00	0.00	0.00	0.00%	
5,049.32	3,333.33	4,693.62	51.48%	5020501000 LIFE INSURANCE - OPS	5,049.32	3,333.33	4,693.62	51.48%	
1,376.11	1,250.00	1,198.24	10.09%	5020504000 LIFE INSURANCE - MAINT	1,376.11	1,250.00	1,198.24	10.09%	
579.30	416.67	536.60	39.03%	5020516000 LIFE INSURANCE - G&A	579.30	416.67	536.60	39.03%	
468.32	0.00	388.60	100.00%	5020516200 LIFE INSURANCE - IT	468.32	0.00	388.60	100.00%	
0.00	0.00	0.00	0.00%	5020701000 UNEMPLOYMENT INSURANCE - OPS	0.00	0.00	0.00	0.00%	
0.00	0.00	0.00	0.00%	5020704000 UNEMPLOYMENT INSURANCE - MAIN	0.00	0.00	0.00	0.00%	
0.00	0.00	0.00	0.00%	5020716000 UNEMPLOYMENT INSURANCE - G&A	0.00	0.00	0.00	0.00%	
0.00	0.00	0.00	0.00%	5020716200 UNEMPLOYMENT INSURANCE - IT	0.00	0.00	0.00	0.00%	
8,783.54	16,666.67	5,970.10	-47.30%	5020801000 WORKERS COMP INSURANCE - OPS	8,783.54	16,666.67	5,970.10	-47.30%	
9,117.11	18,750.00	39,704.64	-51.38%	5020804000 WORKERS COMP INSURANCE - MAIN	9,117.11	18,750.00	39,704.64	-51.38%	
368.95	416.67	227.76	-11.45%	5020816000 WORKERS COMP INSURANCE - G&A	368.95	416.67	227.76	-11.45%	
4,265.66	4,166.67	13,459.99	2.38%	5020816200 WORKERS COMP INSURANCE - IT	4,265.66	4,166.67	13,459.99	2.38%	
24,118.40	17,424.00	22,468.32	38.42%	5021001000 HOLIDAYS - OPS	24,118.40	17,424.00	22,468.32	38.42%	
6,246.16	3,812.00	6,201.76	63.86%	5021004000 HOLIDAYS - MAINT	6,246.16	3,812.00	6,201.76	63.86%	
183.36	0.00	0.00	100.00%	5021016000 HOLIDAYS - G&A	183.36	0.00	0.00	100.00%	
331.92	381.00	517.68	-12.88%	5021016200 HOLIDAYS - IT	331.92	381.00	517.68	-12.88%	
112,716.84	109,250.00	96,113.44	3.17%	5021101000 VACATIONS - OPS	112,716.84	109,250.00	96,113.44	3.17%	
13,156.00	30,986.00	13,169.12	-57.54%	5021104000 VACATIONS - MAINT	13,156.00	30,986.00	13,169.12	-57.54%	
0.00	0.00	0.00	0.00%	5021116000 VACATION - G&A	0.00	0.00	0.00	0.00%	
1,252.16	1,521.00	468.96	-17.68%	5021116200 VACATIONS - IT	1,252.16	1,521.00	468.96	-17.68%	
4,494.48	3,191.67	9,043.52	40.82%	5021201000 OTHER PAID ABSENCES - OPS	4,494.48	3,191.67	9,043.52	40.82%	
826.88	1,250.00	4,686.88	-33.85%	5021204000 OTHER PAID ABSENCES - MAINT	826.88	1,250.00	4,686.88	-33.85%	
0.00	0.00	108.24	0.00%	5021216200 OTHER PAID ABSENCES - IT	0.00	0.00	108.24	0.00%	
1,918.97	4,083.33	1,394.20	-53.00%	5021301000 UNIFORM ALLOWANCES - OPS	1,918.97	4,083.33	1,394.20	-53.00%	
808.64	2,583.33	777.97	-68.70%	5021304000 UNIFORM ALLOWANCES - MAINT	808.64	2,583.33	777.97	-68.70%	
35.21	333.33	58.08	-89.44%	5021316200 UNIFORM ALLOWANCES - IT	35.21	333.33	58.08	-89.44%	
0.00	1,666.67	756.68	-100.00%	5021401000 OTHER FRINGE BENEFITS - OPS	0.00	1,666.67	756.68	-100.00%	
0.00	833.33	138.19	-100.00%	5021404000 OTHER FRINGE BENEFITS - MAINT	0.00	833.33	138.19	-100.00%	
4,263.54	4,166.67	9,781.76	2.32%	5021416000 OTHER FRINGE BENEFITS - G&A	4,263.54	4,166.67	9,781.76	2.32%	
0.00	916.67	46.97	-100.00%	5021416200 OTHER FRINGE BENEFITS - IT	0.00	916.67	46.97	-100.00%	
169,854.78	232,612.00	155,555.52	-26.98%	5021501000 EARNED TIME - OPS	169,854.78	232,612.00	155,555.52	-26.98%	
13,886.56	29,880.00	10,925.81	-53.53%	5021504000 EARNED TIME - MAINT	13,886.56	29,880.00	10,925.81	-53.53%	
1,262.50	1,062.00	608.36	18.88%	5021516200 EARNED TIME - IT	1,262.50	1,062.00	608.36	18.88%	
9,748.42	8,653.00	8,397.40	12.66%	5021604000 TOOL ALLOWANCE - MAINT	9,748.42	8,653.00	8,397.40	12.66%	
4,057.20	3,191.67	10,028.46	27.12%	5021701000 DISABILITY - OPS	4,057.20	3,191.67	10,028.46	27.12%	
0.00	583.33	0.00	-100.00%	5021704000 DISABILITY - MAINT	0.00	583.33	0.00	-100.00%	
0.00	0.00	0.00	0.00%	5021716200 DISABILITY - IT	0.00	0.00	0.00	0.00%	

## Champaign Urbana Mass Transit District Budget Analysis Report

Fiscal Year: 2018		Period 1		Division: 00 Champaign Urbana Mass Transit District			As of: 08/22/2017		
July 2017	Budget This Period	July 2016	Act/Bgt Var %		2018 YTD	July Thru July Budget YTD	2017 YTD	Act/Bgt Var %	
0.00	0.00	0.00	0.00%	5021801000 WORKERS COMP - PAYROLL - OPS	0.00	0.00	0.00	0.00%	
0.00	0.00	0.00	0.00%	5021804000 WORKERS COMP - PAYROLL - MAINT	0.00	0.00	0.00	0.00%	
0.00	0.00	0.00	0.00%	5021816200 WORKERS COMP - PAYROLL - IT	0.00	0.00	0.00	0.00%	
0.00	8,333.33	0.00	-100.00%	5022001000 EARLY RETIREMENT PLAN - OPS	0.00	8,333.33	0.00	-100.00%	
0.00	3,750.00	0.00	-100.00%	5022004000 EARLY RETIREMENT PLAN - MAINT	0.00	3,750.00	0.00	-100.00%	
0.00	0.00	0.00	0.00%	5022016000 EARLY RETIREMENT PLAN - G&A	0.00	0.00	0.00	0.00%	
0.00	0.00	0.00	0.00%	5022016200 EARLY RETIREMENT PLAN - IT	0.00	0.00	0.00	0.00%	
1,006,036.31	1,217,079.68	1,008,958.41	-17.34%	5029999900 ** TOTAL FRINGE BENEFITS	1,006,036.31	1,217,079.68	1,008,958.41	-17.34%	
5030000000 ** SERVICES									
48,861.34	58,333.33	32,955.67	-16.24%	5030316000 PROFESSIONAL SERVICES - G&A	48,861.34	58,333.33	32,955.67	-16.24%	
0.00	250.00	0.00	-100.00%	5030316200 PROFESSIONAL SERVICES - IT	0.00	250.00	0.00	-100.00%	
0.00	0.00	0.00	0.00%	5030316300 PROFESSIONAL SERVICES - IT - NON	0.00	0.00	0.00	0.00%	
26,494.07	0.00	9,842.94	100.00%	5030316400 PROFESSIONAL SERVICES - G&A - N	26,494.07	0.00	9,842.94	100.00%	
0.00	0.00	0.00	0.00%	5030404000 TEMPORARY HELP - MAINT	0.00	0.00	0.00	0.00%	
0.00	0.00	0.00	0.00%	5030416000 TEMPORARY HELP - G&A	0.00	0.00	0.00	0.00%	
354.62	0.00	264.08	100.00%	5030501000 CONTRACT MAINTENANCE - OPS	354.62	0.00	264.08	100.00%	
4,472.73	10,000.00	9,981.44	-55.27%	5030504000 CONTRACT MAINTENANCE - MAINT	4,472.73	10,000.00	9,981.44	-55.27%	
34,286.05	37,500.00	39,715.60	-8.57%	5030516000 CONTRACT MAINTENANCE - G&A	34,286.05	37,500.00	39,715.60	-8.57%	
2,664.92	3,333.33	6,049.22	-20.05%	5030516200 CONTRACT MAINTENANCE - IT	2,664.92	3,333.33	6,049.22	-20.05%	
0.00	0.00	0.00	0.00%	5030516300 CONTRACT MAINTENANCE - IT - NON	0.00	0.00	0.00	0.00%	
0.00	0.00	0.00	0.00%	5030604000 CUSTODIAL SERVICES - MAINT	0.00	0.00	0.00	0.00%	
5,900.74	4,583.33	4,824.08	28.74%	5030801000 PRINTING SERVICES - OPS	5,900.74	4,583.33	4,824.08	28.74%	
0.00	83.33	0.00	-100.00%	5030804000 PRINTING SERVICES - MAINT	0.00	83.33	0.00	-100.00%	
0.00	0.00	0.00	0.00%	5030816000 PRINTING SERVICES - G&A	0.00	0.00	0.00	0.00%	
0.00	0.00	0.00	0.00%	5030816200 PRINTING SERVICES - IT	0.00	0.00	0.00	0.00%	
0.00	0.00	0.00	0.00%	5030816300 PRINTING SERVICES - IT - NON REIM	0.00	0.00	0.00	0.00%	
1,224.98	2,333.33	667.43	-47.50%	5039901000 OTHER SERVICES - OPS	1,224.98	2,333.33	667.43	-47.50%	
0.00	416.67	0.00	-100.00%	5039904000 OTHER SERVICES - MAINT	0.00	416.67	0.00	-100.00%	
854.03	3,333.33	7,886.69	-74.38%	5039916000 OTHER SERVICES - G&A	854.03	3,333.33	7,886.69	-74.38%	
217.99	583.33	217.99	-62.63%	5039916200 OTHER SERVICES - IT	217.99	583.33	217.99	-62.63%	
456.60	0.00	419.20	100.00%	5039916300 OTHER SERVICES - IT - NON REIMB	456.60	0.00	419.20	100.00%	
0.00	0.00	0.00	0.00%	5039916400 OTHER SERVICES - G&A - NON REIM	0.00	0.00	0.00	0.00%	
125,788.07	120,749.98	112,824.34	4.17%	5039999900 ** TOTAL SERVICES	125,788.07	120,749.98	112,824.34	4.17%	

# Champaign Urbana Mass Transit District Budget Analysis Report

Fiscal Year: 2018		Period 1		Division: 00 Champaign Urbana Mass Transit District				As of: 08/22/2017	
July 2017	Budget This Period	July 2016	Act/Bgt Var %		2018 YTD	July Thru July Budget YTD	2017 YTD	Act/Bgt Var %	
5039999999 * * * * E X P E N S E S * * * *									
5040000000 ** MATERIALS & SUPPLIES CONSUM									
75,610.77	144,690.00	85,464.63	-47.74%	5040101000 FUEL & LUBRICANTS - OPS	75,610.77	144,690.00	85,464.63	-47.74%	
6,697.66	5,305.00	6,597.98	26.25%	5040104000 FUEL & LUBRICANTS - MAINT	6,697.66	5,305.00	6,597.98	26.25%	
14,326.40	11,583.33	9,291.84	23.68%	5040201000 TIRES & TUBES - OPS - MB DO	14,326.40	11,583.33	9,291.84	23.68%	
0.00	916.67	241.11	-100.00%	5040204000 TIRES & TUBES - MAINT - DR DO	0.00	916.67	241.11	-100.00%	
0.00	0.00	0.00	0.00%	5040206000 TIRES & TUBES - NON REVENUE VEH	0.00	0.00	0.00	0.00%	
5,774.78	3,333.33	0.00	73.24%	5040304000 GARAGE EQUIPMENT - REPAIRS - MA	5,774.78	3,333.33	0.00	73.24%	
8,981.48	7,500.00	6,782.09	19.75%	5040404000 BLDG & GROUND REPAIRS - MAINT -	8,981.48	7,500.00	6,782.09	19.75%	
2,068.88	0.00	5,784.87	100.00%	5040404001 BLDG & GROUND REPAIRS - MAINT -	2,068.88	0.00	5,784.87	100.00%	
2,479.00	10,000.00	2,300.37	-75.21%	5040416200 BLDG & GROUND REPAIRS - IT	2,479.00	10,000.00	2,300.37	-75.21%	
829.80	0.00	1,148.24	100.00%	5040416300 BLDG & GROUND REPAIRS - IT - NON	829.80	0.00	1,148.24	100.00%	
0.00	4,166.67	0.00	-100.00%	5040416400 BLDG & GROUND REPAIRS - G&A - N	0.00	4,166.67	0.00	-100.00%	
-1,486.17	0.00	-6,842.50	-100.00%	5040500001 REVENUE VEHICLE REPAIRS - CORE	-1,486.17	0.00	-6,842.50	-100.00%	
112,433.40	158,333.33	149,252.52	-28.99%	5040504000 REVENUE VEHICLES - REPAIRS	112,433.40	158,333.33	149,252.52	-28.99%	
2,191.90	2,083.33	2,218.69	5.21%	5040604000 NON REVENUE VEHICLES - REPAIRS	2,191.90	2,083.33	2,218.69	5.21%	
3,055.48	4,583.33	4,219.99	-33.33%	5040704000 SERVICE SUPPLIES - MAINT	3,055.48	4,583.33	4,219.99	-33.33%	
1,658.64	2,083.33	1,053.97	-20.39%	5040716200 SERVICE SUPPLIES - IT	1,658.64	2,083.33	1,053.97	-20.39%	
864.33	3,333.33	1,923.28	-74.07%	5040801000 OFFICE SUPPLIES - OPS	864.33	3,333.33	1,923.28	-74.07%	
228.32	2,083.33	874.45	-89.04%	5040804000 OFFICE SUPPLIES - MAINT	228.32	2,083.33	874.45	-89.04%	
1,029.39	1,666.67	869.84	-38.24%	5040816000 OFFICE SUPPLIES - G&A	1,029.39	1,666.67	869.84	-38.24%	
40.33	500.00	80.77	-91.93%	5040816200 OFFICE SUPPLIES - IT	40.33	500.00	80.77	-91.93%	
894.00	0.00	1,008.88	100.00%	5040901000 COMPUTER & SERVER - MISC EXP'S -	894.00	0.00	1,008.88	100.00%	
542.00	0.00	213.87	100.00%	5040904000 COMPUTER & SERVER - MISC EXP'S -	542.00	0.00	213.87	100.00%	
6,448.25	0.00	1,607.29	100.00%	5040916000 COMPUTER & SERVER - MISC EXP'S -	6,448.25	0.00	1,607.29	100.00%	
729.50	0.00	213.87	100.00%	5040916200 COMPUTER & SERVER - MISC EXP'S -	729.50	0.00	213.87	100.00%	
0.00	0.00	0.00	0.00%	5041001000 SAFETY & TRAINING	0.00	0.00	0.00	0.00%	
0.00	0.00	0.00	0.00%	5041004000 SAFETY & TRAINING - MAINT	0.00	0.00	0.00	0.00%	
5,060.00	6,666.67	3,433.59	-24.10%	5041104000 PASSENGER SHELTER - REPAIRS	5,060.00	6,666.67	3,433.59	-24.10%	
0.00	3,333.33	2,142.89	-100.00%	5041201000 SMALL TOOLS & EQUIP - OPS	0.00	3,333.33	2,142.89	-100.00%	
6,938.98	3,333.33	2,547.98	108.17%	5041204000 SMALL TOOLS & EQUIP - MAINT	6,938.98	3,333.33	2,547.98	108.17%	
191.09	1,666.67	1,449.97	-88.53%	5041216000 SMALL TOOLS & EQUIP - G&A	191.09	1,666.67	1,449.97	-88.53%	
0.00	1,250.00	279.00	-100.00%	5041216200 SMALL TOOLS & EQUIP - IT	0.00	1,250.00	279.00	-100.00%	
0.00	0.00	0.00	0.00%	5041216300 SMALL TOOLS & EQUIP - IT - NON REI	0.00	0.00	0.00	0.00%	
0.00	0.00	0.00	0.00%	5041216400 SMALL TOOLS & EQUIP - G&A - NON	0.00	0.00	0.00	0.00%	
0.00	0.00	0.00	0.00%	5041304000 FAREBOX REPAIRS	0.00	0.00	0.00	0.00%	
13,246.50	0.00	2,944.08	100.00%	5041404000 CAD/AVL,CAMERA,RADIO REPAIRS -	13,246.50	0.00	2,944.08	100.00%	
4,891.28	0.00	1,274.43	100.00%	5041504000 ADA VEHICLE - REPAIRS - MAINT	4,891.28	0.00	1,274.43	100.00%	

## Champaign Urbana Mass Transit District Budget Analysis Report

Fiscal Year: 2018		Period 1		Division: 00 Champaign Urbana Mass Transit District				As of: 08/22/2017	
July 2017	Budget This Period	July 2016	Act/Bgt Var %		2018 YTD	July Thru July Budget YTD	2017 YTD	Act/Bgt Var %	
275,725.99	378,411.65	288,377.99	-27.14%	5049999900 ** TOTAL MATERIAL & SUPPLIES	275,725.99	378,411.65	288,377.99	-27.14%	
20,937.34	25,833.33	23,345.01	-18.95%	5050216000 ** UTILITIES - G&A	20,937.34	25,833.33	23,345.01	-18.95%	
6,351.65	8,750.00	6,234.30	-27.41%	5050216200 ** UTILITIES - IT	6,351.65	8,750.00	6,234.30	-27.41%	
3,245.19	2,916.67	3,161.97	11.26%	5050216300 ** UTILITIES - IT - NON REIMB	3,245.19	2,916.67	3,161.97	11.26%	
30,534.18	37,500.00	32,741.28	-18.58%	5059999900 **TOTAL UTILITIES	30,534.18	37,500.00	32,741.28	-18.58%	
				5060000000 ** CASUALTY & LIABILITY COSTS					
4,873.82	4,166.67	3,720.74	16.97%	5060104000 PHYSICAL DAMAGE PREMIUMS - MAI	4,873.82	4,166.67	3,720.74	16.97%	
0.00	0.00	0.00	0.00%	5060116200 PHYSICAL DAMAGE PREMIUMS - IT	0.00	0.00	0.00	0.00%	
-43,797.22	-2,083.33	-623.24	> 999.99%	5060204000 PHYSICAL DAMAGE RECOVERIES - M	-43,797.22	-2,083.33	-623.24	> 999.99%	
34,654.63	41,666.67	31,899.72	-16.83%	5060316000 PL & PD INSURANCE PREMIUMS - G&	34,654.63	41,666.67	31,899.72	-16.83%	
0.00	0.00	0.00	0.00%	5060316200 PL & PD INSURANCE PREMIUMS - IT	0.00	0.00	0.00	0.00%	
40,066.36	41,666.67	37,028.82	-3.84%	5060416000 UNINSURED PL & PD PAYOUTS - G&A	40,066.36	41,666.67	37,028.82	-3.84%	
2,461.46	0.00	2,274.85	100.00%	5060816000 UNINSURED PL & PD PAYOUTS - G&A	2,461.46	0.00	2,274.85	100.00%	
38,259.05	85,416.68	74,300.89	-55.21%	5069999900 ** TOTAL CASUALTY & LIABILITY	38,259.05	85,416.68	74,300.89	-55.21%	
				5070000000 ** TAXES					
0.00	0.00	0.00	0.00%	5070316000 PROPERTY TAXES	0.00	0.00	0.00	0.00%	
0.00	0.00	412.00	0.00%	5070401000 VEHICLE LICENSING FEES - OPS	0.00	0.00	412.00	0.00%	
0.00	0.00	0.00	0.00%	5070416000 VEHICLE LICENSING FEES - G&A	0.00	0.00	0.00	0.00%	
0.00	3,750.00	2,635.23	-100.00%	5070501000 FUEL TAX	0.00	3,750.00	2,635.23	-100.00%	
0.00	3,750.00	3,047.23	-100.00%	5079999900 ** TOTAL TAXES	0.00	3,750.00	3,047.23	-100.00%	

5079999999 \* \* \* \* E X P E N S E S \* \* \*



## Champaign Urbana Mass Transit District Budget Analysis Report

Fiscal Year: 2018		Period 1		Division: 00 Champaign Urbana Mass Transit District				As of: 08/22/2017	
July 2017	Budget This Period	July 2016	Act/Bgt Var %		2018 YTD	July Thru July Budget YTD	2017 YTD	Act/Bgt Var %	
5080100000 ** PURCHASED TRANSPORTATION									
13,201.74	14,583.33	12,596.00	-9.47%	5080116000 CABS	13,201.74	14,583.33	12,596.00	-9.47%	
51,257.58	50,000.00	49,146.83	2.52%	5080216000 ADA CONTRACTS	51,257.58	50,000.00	49,146.83	2.52%	
64,459.32	64,583.33	61,742.83	-0.19%	5089999900 **TOTAL PURCHASED TRANSPORTA	64,459.32	64,583.33	61,742.83	-0.19%	
5090000000 ** MISCELLANEOUS EXPENSES									
8,865.80	6,250.00	10,410.41	41.85%	5090116000 DUES & SUBSCRIPTIONS - G&A	8,865.80	6,250.00	10,410.41	41.85%	
3,095.09	7,333.33	5,203.13	-57.79%	5090216000 TRAVEL & MEETINGS - G&A	3,095.09	7,333.33	5,203.13	-57.79%	
0.00	0.00	0.00	0.00%	5090716000 BAD DEBT EXPENSE	0.00	0.00	0.00	0.00%	
24,866.40	16,666.67	29,105.25	49.20%	5090816000 ADVERTISING EXPENSES - G&A	24,866.40	16,666.67	29,105.25	49.20%	
0.00	0.00	0.00	0.00%	5090816200 ADVERTISING EXPENSES - IT	0.00	0.00	0.00	0.00%	
0.00	666.67	0.00	-100.00%	5090916000 TRUSTEE COMPENSATION	0.00	666.67	0.00	-100.00%	
1,191.75	666.67	29.53	78.76%	5091016000 POSTAGE	1,191.75	666.67	29.53	78.76%	
0.00	0.00	0.00	0.00%	5091516000 LOSS/DISPOSAL FIXED ASSETS	0.00	0.00	0.00	0.00%	
0.00	0.00	0.00	0.00%	5091616000 ADVERTISING SERVICES EXPENSE	0.00	0.00	0.00	0.00%	
0.00	0.00	6,133.70	0.00%	5091716000 SUBSTANCE ABUSE PROGRAM	0.00	0.00	6,133.70	0.00%	
970.99	1,666.67	1,172.21	-41.74%	5099901000 OTHER MISC EXPENSES - OPS	970.99	1,666.67	1,172.21	-41.74%	
1,467.67	833.33	989.25	76.12%	5099904000 OTHER MISC EXPENSES - MAINT	1,467.67	833.33	989.25	76.12%	
1,370.36	9,083.33	486.22	-84.91%	5099916000 OTHER MISC EXPENSES - G&A	1,370.36	9,083.33	486.22	-84.91%	
293.50	1,666.67	737.06	-82.39%	5099916200 OTHER MISC EXPENSES - IT	293.50	1,666.67	737.06	-82.39%	
0.00	416.67	72.50	-100.00%	5099916300 OTHER MISC EXPENSES - IT - NON R	0.00	416.67	72.50	-100.00%	
2,051.57	0.00	1,249.83	100.00%	5099916400 OTHER MISC EXPENSES - G&A - NON	2,051.57	0.00	1,249.83	100.00%	
0.00	0.00	0.00	0.00%	5099926000 UNALLOCATED EXPENSES	0.00	0.00	0.00	0.00%	
44,173.13	45,250.01	55,589.09	-2.38%	5099999900 ** TOTAL MISCELLANEOUS EXPENSE	44,173.13	45,250.01	55,589.09	-2.38%	
5100000000 ** EXPENSE TRANSFERS									
0.00	0.00	0.00	0.00%	5109999900 ** TOTAL EXPENSE TRANSFERS	0.00	0.00	0.00	0.00%	

# Champaign Urbana Mass Transit District Budget Analysis Report

Fiscal Year: 2018		Period 1		Division: 00 Champaign Urbana Mass Transit District				As of: 08/22/2017	
July 2017	Budget This Period	July 2016	Act/Bgt Var %		2018 YTD	July Thru July Budget YTD	2017 YTD	Act/Bgt Var %	
5109999999 * * * * E X P E N S E S * * * *									
5110000000 ** INTEREST EXPENSES									
0.00	0.00	0.00	0.00%	5110116000 INTEREST - LONG-TERM DEBTS	0.00	0.00	0.00	0.00%	
29,791.52	0.00	0.00	100.00%	5110216000 INTEREST - SHORT-TERM DEBTS	29,791.52	0.00	0.00	100.00%	
29,791.52	0.00	0.00	100.00%	5119999900 ** TOTAL INTEREST	29,791.52	0.00	0.00	100.00%	
5120000000 ** LEASE & RENTALS									
0.00	12,500.00	4,808.34	-100.00%	5120401000 PASSENGER REVENUE VEHICLES -	0.00	12,500.00	4,808.34	-100.00%	
978.24	1,916.67	978.24	-48.96%	5120516000 SERVICE VEHICLE LEASES	978.24	1,916.67	978.24	-48.96%	
2,168.21	2,333.33	2,151.08	-7.08%	5120704000 GARAGE EQUIPMENT LEASES - MAIN	2,168.21	2,333.33	2,151.08	-7.08%	
0.00	0.00	0.00	0.00%	5120901000 RADIO EQUIPMENT LEASES - OPS	0.00	0.00	0.00	0.00%	
0.00	0.00	0.00	0.00%	5121216000 G.A. FACILITIES LEASES	0.00	0.00	0.00	0.00%	
9,992.47	0.00	6,620.00	100.00%	5121301000 MISCELLANEOUS LEASES - OPS	9,992.47	0.00	6,620.00	100.00%	
405.91	0.00	0.00	100.00%	5121304000 MISCELLANEOUS LEASES - MAINT	405.91	0.00	0.00	100.00%	
11,332.32	14,750.00	15,585.54	-23.17%	5121316000 MISCELLANEOUS LEASES - G&A	11,332.32	14,750.00	15,585.54	-23.17%	
1,383.59	0.00	1,839.20	100.00%	5121316200 MISCELLANEOUS LEASES - IT	1,383.59	0.00	1,839.20	100.00%	
0.00	0.00	2,000.00	0.00%	5121316300 MISCELLANEOUS LEASES - IT - NON	0.00	0.00	2,000.00	0.00%	
0.00	0.00	0.00	0.00%	5121316400 MISCELLANEOUS LEASES - G&A - NO	0.00	0.00	0.00	0.00%	
26,260.74	31,500.00	33,982.40	-16.63%	5129999900 ** TOTAL LEASE & RENTALS	26,260.74	31,500.00	33,982.40	-16.63%	
5130000000 ** DEPRECIATION									
0.00	0.00	0.00	0.00%	5130201000 PASSENGER SHELTERS DEPR	0.00	0.00	0.00	0.00%	
0.00	0.00	0.00	0.00%	5130401000 REVENUE VEHICLE DEPRECIATION	0.00	0.00	0.00	0.00%	
0.00	0.00	0.00	0.00%	5130516000 SERVICE VEHICLE DEPRECIATION	0.00	0.00	0.00	0.00%	
0.00	0.00	0.00	0.00%	5130704000 GARAGE EQUIP. DEPRECIATION - MA	0.00	0.00	0.00	0.00%	
0.00	0.00	0.00	0.00%	5130901000 REVENUE VEHICLE RADIO EQUIP. DE	0.00	0.00	0.00	0.00%	
0.00	0.00	0.00	0.00%	5131016000 COMPUTER EQUIPMENT DEPRECIATI	0.00	0.00	0.00	0.00%	
0.00	0.00	0.00	0.00%	5131116000 REVENUE COLLECTION EQUIPMENT	0.00	0.00	0.00	0.00%	
0.00	0.00	0.00	0.00%	5131216000 G.A. FACILITIES DEPRECIATION	0.00	0.00	0.00	0.00%	
0.00	0.00	0.00	0.00%	5131316000 G.A. SYSTEM DEV. DEPRECIATION	0.00	0.00	0.00	0.00%	
0.00	0.00	0.00	0.00%	5131416000 MISCELLANEOUS EQUIPMENT DEPR	0.00	0.00	0.00	0.00%	
0.00	0.00	0.00	0.00%	5131516000 OFFICE EQUIPMENT DEPR.	0.00	0.00	0.00	0.00%	
0.00	0.00	0.00	0.00%	5139999900 ** TOTAL DEPRECIATION	0.00	0.00	0.00	0.00%	

## Champaign Urbana Mass Transit District Budget Analysis Report

Fiscal Year: 2018		Period 1	Division: 00 Champaign Urbana Mass Transit District				As of: 08/22/2017		
July 2017	Budget This Period	July 2016	Act/Bgt Var %		2018 YTD	July Thru July Budget YTD	2017 YTD	Act/Bgt Var %	
0.00	0.00	0.00	0.00%	5170116000 DEBT SERVICE ON EQUIPMENT & FA	0.00	0.00	0.00	0.00%	
2,804,845.46	3,428,149.00	2,787,063.45	-18.18%	5999990000 **** TOTAL EXPENSES ****	2,804,845.46	3,428,149.00	2,787,063.45	-18.18%	
152,353.06	-41,232.34	3,325,466.28	-469.50%	5999999800 NET SURPLUS (DEFICIT)	152,353.06	-41,232.34	3,325,466.28	-469.50%	

**Champaign-Urbana Mass Transit District**  
**Accounts Payable Check Disbursement List**  
**BUSEY BANK OPERATING ACCOUNT**

From Date: 7/01/2017

Thru Date: 7/31/2017

Check #	Check Date	Ref #	Name	Total Paid	C-CARTS Portion	MTD Portion	Voided
137945	06-Jul-17	B8435	ZACKARY A. WINGLER	\$500.00		\$500.00	
137946	06-Jul-17	C2995	PAUL CHAMBERLAIN	\$500.00		\$500.00	
137947	06-Jul-17	C3249	MICHAEL CHUBB	\$250.00		\$250.00	
137948	06-Jul-17	C6262	** COMBINED CHARITABLE CAMPAIGN	\$5,856.36		\$5,856.36	
137949	06-Jul-17	C6490	GREGORY E. COZAD	\$500.00		\$500.00	
137950	06-Jul-17	D8573	ROBERT DURBIN	\$500.00		\$500.00	
137951	06-Jul-17	E3394	MICHAEL EILBRACHT	\$500.00		\$500.00	
137952	06-Jul-17	F3530	G. AARON FINLEY	\$500.00		\$500.00	
137953	06-Jul-17	F6380	REBEKKA BOLT	\$500.00		\$500.00	
137954	06-Jul-17	F7314	THOMAS R. FRANKS	\$500.00		\$500.00	
137955	06-Jul-17	G0350	QUINTON GARRETT	\$500.00		\$500.00	
137956	06-Jul-17	H2015	MICHAEL HEALEA	\$500.00		\$500.00	
137957	06-Jul-17	K0272	MARK KANTNER	\$500.00		\$500.00	
137958	06-Jul-17	L2020	CLINTON LEBEAU	\$500.00		\$500.00	
137959	06-Jul-17	L3506	PATRICK LINDSTROM	\$500.00		\$500.00	
137960	06-Jul-17	L8604	AARON LUTZ	\$500.00		\$500.00	
137961	06-Jul-17	L8605	CHARLES LUTZ	\$500.00		\$500.00	
137962	06-Jul-17	N2920	TRAI C. NGUYEN	\$248.42		\$248.42	
137963	06-Jul-17	O6010	MARK OARE	\$500.00		\$500.00	
137964	06-Jul-17	P7593	DAN PRUTSMAN	\$250.00		\$250.00	
137965	06-Jul-17	R8582	TYLER RUSH	\$500.00		\$500.00	
137966	06-Jul-17	W3586	BRADLEY P. WITT	\$500.00		\$500.00	
137967	06-Jul-17	C0361	CARLE FOUNDATION HOSPITAL	\$1,879.50		\$1,879.50	
137968	06-Jul-17	C4647	COVENTBRIDGE USA INC	\$1,400.00		\$1,400.00	
137969	06-Jul-17	C6271	COMP MC	\$1,193.61		\$1,193.61	
137970	06-Jul-17	D3590	DISH PASSIONATE CUISINE	\$6,027.54		\$6,027.54	
137971	06-Jul-17	M3406L	MIDWEST ORTHOPAEDICS AT RUSH	\$1,200.00		\$1,200.00	
137972	06-Jul-17	M3588	MITCHELL PHARMACY SOLUTIONS	\$101.87		\$101.87	
137973	06-Jul-17	S80310	STATE FARM INSURANCE COMPANIES	\$5,270.00		\$5,270.00	
137974	06-Jul-17	T3190	THOMAS, MAMER & HAUGHEY	\$681.50		\$681.50	
137975	06-Jul-17	V6271	MONICA VONNER	\$293.02		\$293.02	
137976	06-Jul-17	V6271	MONICA VONNER	\$146.88		\$146.88	
137977	06-Jul-17	W3588	PETER WITTMAN	\$298.18		\$298.18	
137978	06-Jul-17	W7421	JEFFERY G. WRIGHT	\$717.74		\$717.74	
137979	13-Jul-17	A0673	ABILITY SCS INC.	\$765.00		\$765.00	
137980	13-Jul-17	A1934	ADVANCE AUTO PARTS	\$2.03		\$2.03	
137981	13-Jul-17	A5085	AMERENIP	\$3,935.25		\$3,935.25	
137982	13-Jul-17	A7910	ASSURITY LIFE INSURANCE	\$115.95		\$115.95	
137983	13-Jul-17	A8007	AT & T	\$559.90		\$559.90	
137984	13-Jul-17	A8011	AT&T MOBILITY-CC	\$221.55		\$221.55	
137985	13-Jul-17	A8155	ATLAS CAB	\$3,945.00		\$3,945.00	
137986	13-Jul-17	B0427	** BARBECK COMMUNICATION	\$308.16	\$308.16	\$0.00	
137987	13-Jul-17	B0483	LINDA A. BAUER	\$300.00		\$300.00	
137988	13-Jul-17	B4510	BLACK & COMPANY	\$24.78		\$24.78	
137989	13-Jul-17	B4516	BLAKE SALES	\$11,036.98		\$11,036.98	
137990	13-Jul-17	B8501	BUMPER TO BUMPER	\$98.34		\$98.34	
137991	13-Jul-17	C0361	CARLE FOUNDATION HOSPITAL	\$1,750.34		\$1,750.34	
137992	13-Jul-17	C0363	CARLE PHYSICIAN GROUP	\$466.99		\$466.99	
137993	13-Jul-17	C0410	** CAVALRY PORTFOLIO SERVICES, LLC	\$268.28		\$268.28	
137994	13-Jul-17	C1136	CCG, INC.	\$116.90		\$116.90	
137995	13-Jul-17	C1560	CDC PAPER & JANITOR	\$286.36		\$286.36	
137996	13-Jul-17	C2165	CENTRAL ILLINOIS TRUCKS	\$1,517.61		\$1,517.61	
137997	13-Jul-17	C3048	CHAMPAIGN COUNTY ECONOMIC	\$2,500.00		\$2,500.00	
137998	13-Jul-17	C3074	MARGARET A. CHAPLAN	\$400.00		\$400.00	
137999	13-Jul-17	C3086	** CHAMPAIGN-URBANA MASS TRANSIT DISTRICT	\$2,883.12	\$2,883.12	\$0.00	
138000	13-Jul-17	C3105	CHEMICAL MAINTENANCE INC.	\$473.10		\$473.10	
138001	13-Jul-17	C3180	MATTHEW CHO	\$250.00		\$250.00	
138002	13-Jul-17	C4588	CLEAN THE UNIFORM COMPANY HIGHLAND	\$241.22		\$241.22	
138003	13-Jul-17	C6258	COLUMBIA STREET ROASTERY	\$122.25		\$122.25	
138004	13-Jul-17	C6271	COMP MC	\$330.41		\$330.41	
138005	13-Jul-17	C6285	THOMAS C. CONRAD	\$40.00		\$40.00	
138006	13-Jul-17	C6291	CONVERGINT TECHNOLOGIES	\$5,880.00		\$5,880.00	
138007	13-Jul-17	D0423	DAVE & HARRY LOCKSMITHS	\$135.00		\$135.00	

**Champaign-Urbana Mass Transit District**  
**Accounts Payable Check Disbursement List**  
**BUSEY BANK OPERATING ACCOUNT**

From Date: 7/01/2017

Thru Date: 7/31/2017

Check #	Check Date	Ref #	Name	Total Paid	C-CARTS Portion	MTD Portion	Voided
138008	13-Jul-17	D0424	ELIZABETH DAVIS	\$168.75		\$168.75	
138009	13-Jul-17	D3404	BRADLEY S. DIEL	\$400.00		\$400.00	
138010	13-Jul-17	D3590	DISH PASSIONATE CUISINE	\$54.00		\$54.00	
138011	13-Jul-17	D3630	** DIXON GRAPHICS	\$167.50	\$167.50	\$0.00	
138012	13-Jul-17	D8587	DUST & SON OF CHAMPAIGN COUNTY, INC	\$169.83		\$169.83	
138013	13-Jul-17	F0305	FARM & FLEET	\$50.27		\$50.27	
138014	13-Jul-17	F0309	JAMES FARON	\$400.00		\$400.00	
138015	13-Jul-17	F0365	FASTENAL COMPANY	\$1,149.95		\$1,149.95	
138016	13-Jul-17	F2140	FEIN-BURSONI, INC	\$5,000.00		\$5,000.00	
138017	13-Jul-17	F4595	FLEET-NET CORPORATION	\$2,160.00		\$2,160.00	
138018	13-Jul-17	F6367	FORD CITY	\$3,247.81	\$1,000.00	\$2,247.81	
138019	13-Jul-17	F6414	RANDAL FOUTS	\$40.00		\$40.00	
138020	13-Jul-17	F7314	THOMAS R. FRANKS	\$89.92		\$89.92	
138021	13-Jul-17	G3102	GHR ENGINEERS & ASSOCIATES, INC.	\$245.60		\$245.60	
138022	13-Jul-17	G3484	GILLIG LLC	\$839.91		\$839.91	
138023	13-Jul-17	H0300	BRUCE M. HANNON	\$400.00		\$400.00	
138024	13-Jul-17	I0025	** VANTAGEPOINT TRANSFER AGENTS - 301281	\$27,794.61		\$27,794.61	
138025	13-Jul-17	I4747	ILLINI FS, INC.	\$112.00		\$112.00	
138026	13-Jul-17	I4790	ILLINOIS-AMERICAN WATER	\$296.75		\$296.75	
138027	13-Jul-17	I4828	ILLINOIS HOME PAGE	\$400.00		\$400.00	
138028	13-Jul-17	I4840	ILLINOIS OIL MARKETING	\$991.93		\$991.93	
138029	13-Jul-17	I4879	IL PUBLIC TRANSIT RISK MANAGEMENT ASOC	\$968,602.67		\$968,602.67	
138030	13-Jul-17	I5566	** INDIANA STATE CENTRAL COLLECTION UNIT	\$60.00		\$60.00	
138031	13-Jul-17	I8235	I3 BROADBAND - CU	\$217.99		\$217.99	
138032	13-Jul-17	J0240	EMIL JAMES	\$17.97		\$17.97	
138033	13-Jul-17	J0320	JANITOR & MAINTENANCE SUPPLIES, INC.	\$331.45		\$331.45	
138034	13-Jul-17	J0375	JASPER ENGINES & TRANSMISSIONS	\$2,855.00		\$2,855.00	
138035	13-Jul-17	K2190	KEN'S OIL SERVICE, INC.	\$10,991.08		\$10,991.08	
138036	13-Jul-17	K3560	KIRBY RISK CORPORATION	\$758.00		\$758.00	
138037	13-Jul-17	L0440	LAWSON PRODUCTS, INC.	\$38.64		\$38.64	
138038	13-Jul-17	L3350	LAWRENCE LI, MD	\$684.82		\$684.82	
138039	13-Jul-17	L3504	THE LINCOLN NATIONAL LIFE INSURANCE CO.	\$2,624.14	\$3.00	\$2,621.14	
138040	13-Jul-17	L6446	LOWE'S	\$406.47		\$406.47	
138041	13-Jul-17	L9642	LYNN A. UMBARGER	\$1,340.00		\$1,340.00	
138042	13-Jul-17	M0015	M. C. MIETH MANUFACTURING, INC.	\$781.50		\$781.50	
138043	13-Jul-17	M0376	LINDA MARTIN	\$57.22		\$57.22	
138044	13-Jul-17	M1062	MCCABE BROTHERS, INC.	\$351.00		\$351.00	
138045	13-Jul-17	M1269	MCS OFFICE TECHNOLOGIES	\$437.50		\$437.50	
138046	13-Jul-17	M2179	MENARD'S	\$124.82		\$124.82	
138047	13-Jul-17	M2310	MEYER CAPEL	\$713.50		\$713.50	
138048	13-Jul-17	M3015	MH EQUIPMENT COMPANY	\$379.33		\$379.33	
138049	13-Jul-17	M3588	MITCHELL PHARMACY SOLUTIONS	\$27.49		\$27.49	
138050	13-Jul-17	M6334	MORGAN DISTRIBUTING, INC.	\$11,790.71		\$11,790.71	
138051	13-Jul-17	M9548	MYERS TIRE SUPPLY	\$364.73		\$364.73	
138052	13-Jul-17	N0320	NAPA AUTO PARTS	\$231.67		\$231.67	
138053	13-Jul-17	N0387	NATIONAL COATINGS & SUPPLIES	\$90.12		\$90.12	
138054	13-Jul-17	N2292	THE AFTERMARKET PARTS COMPANY, LLC.	\$5,024.25		\$5,024.25	
138055	13-Jul-17	N9686	** NYS CHILD SUPPORT PROCESSING CENTER	\$60.00		\$60.00	
138056	13-Jul-17	O7450	ORKIN EXTERMINATING CO.	\$927.40		\$927.40	
138057	13-Jul-17	P2255	PETTY CASH (GENERAL FUND)	\$793.81		\$793.81	
138058	13-Jul-17	P2256	PETTY CASH (CHANGE FUND)	\$196.00		\$196.00	
138059	13-Jul-17	P2257	PETTY CASH (MAINTENANCE)	\$313.50		\$313.50	
138060	13-Jul-17	P4521	CYNTHIA HOYLE	\$3,120.00		\$3,120.00	
138061	13-Jul-17	P6436	POWDER COATING & CUSTOM CHROME	\$164.18		\$164.18	
138062	13-Jul-17	P7372	PRESCRIPTION PARTNERS LLC	\$4,612.13		\$4,612.13	
138063	13-Jul-17	P7585	** PRUDENTIAL INSURANCE CO.	\$13.00		\$13.00	
138064	13-Jul-17	R2320	REYNOLDS TOWING SERVICE	\$590.00		\$590.00	
138065	13-Jul-17	R3488	RILCO OF PEORIA, INC.	\$4,511.50		\$4,511.50	
138066	13-Jul-17	R6120	ROGARDS OFFICE PRODUCTS	\$100.07		\$100.07	
138067	13-Jul-17	R6130	ROGERS SUPPLY COMPANY INC	\$112.27		\$112.27	
138068	13-Jul-17	R6482	MICHAEL JOSEPH ROYSE	\$2,250.00		\$2,250.00	
138069	13-Jul-17	S0078	SAFETY-KLEEN CORP.	\$2,044.70		\$2,044.70	
138070	13-Jul-17	S2020	DONAVYN L. SEAY	\$40.00		\$40.00	

**Champaign-Urbana Mass Transit District**  
**Accounts Payable Check Disbursement List**  
**BUSEY BANK OPERATING ACCOUNT**

From Date: 7/01/2017

Thru Date: 7/31/2017

Check #	Check Date	Ref #	Name	Total Paid	C-CARTS Portion	MTD Portion	Voided
138071	13-Jul-17	S3086	SHERWIN-WILLIAMS	\$58.90		\$58.90	
138072	13-Jul-17	S3115	DANIEL J. HARTMAN	\$983.92		\$983.92	
138073	13-Jul-17	S3487	SILVER MACHINE SHOP	\$13,266.00		\$13,266.00	
138074	13-Jul-17	S8135	ROBERT W. STICKELS	\$40.00		\$40.00	
138075	13-Jul-17	S8506	JANE M. SULLIVAN	\$40.00		\$40.00	
138076	13-Jul-17	T2225	TERMINAL SUPPLY COMPANY	\$122.16		\$122.16	
138077	13-Jul-17	T3063	THERMO KING MIDWEST, INC.	\$4,968.09		\$4,968.09	
138078	13-Jul-17	T7455	TRIUNE HEALTH GROUP	\$2,679.42		\$2,679.42	
138079	13-Jul-17	T7510	TROPHYTIME	\$56.40		\$56.40	
138080	13-Jul-17	T7585	TRUGREEN CHEMLAWN	\$236.25		\$236.25	
138081	13-Jul-17	T7590	TRUCK CENTERS, INC.	\$885.50		\$885.50	
138082	13-Jul-17	U5180	UNITED PARCEL SERVICE	\$53.58		\$53.58	
138083	13-Jul-17	U5421	DON UCHTMANN	\$300.00		\$300.00	
138084	13-Jul-17	U7352	URBANA BUSINESS ASSOC.	\$1,250.00		\$1,250.00	
138085	13-Jul-17	U7357	CITY OF URBANA	\$0.00		\$0.00	X
138086	13-Jul-17	U7357	CITY OF URBANA	\$456.50		\$456.50	
138087	13-Jul-17	U7359	** URBANA MUNICIPAL EMPL. CREDIT UNION	\$48,752.79		\$48,752.79	
138088	13-Jul-17	U7653	US BANK VENDOR SERVICES	\$3,466.64	\$116.95	\$3,349.69	
138089	13-Jul-17	V2233	VERIZON WIRELESS	\$622.55		\$622.55	
138090	13-Jul-17	V6271	MONICA VONNER	\$293.02		\$293.02	
138091	13-Jul-17	W0005	WDWS/WHMS/WUIL RADIO	\$455.00		\$455.00	
138092	13-Jul-17	W2118	NANCY WEHLING	\$16.34		\$16.34	
138093	13-Jul-17	W3455	UIF/WILL	\$470.00		\$470.00	
138094	13-Jul-17	W3588	PETER WITTMAN	\$298.18		\$298.18	
138095	13-Jul-17	W7421	JEFFERY G. WRIGHT	\$14.69		\$14.69	
138096	13-Jul-17	W8564	WURTH USA MIDWEST, INC.	\$121.95		\$121.95	
138097	13-Jul-17	Y2150	YELLOW TRANSPORT, LTD.	\$9,694.74		\$9,694.74	
138098	13-Jul-17	A4704	ALIGN NETWORKS INC	\$759.14		\$759.14	
138099	13-Jul-17	L0343	MICHAEL LARGE	\$20.00		\$20.00	
138100	13-Jul-17	W7421	JEFFERY G. WRIGHT	\$717.74		\$717.74	
138101	17-Jul-17	C2172	CMS/LGHP	\$377,951.00	\$1,952.00	\$375,999.00	
138102	17-Jul-17	N0350	KENNETH L. NAPPER	\$1,560.20		\$1,560.20	
138103	20-Jul-17	A0865	ABSOPURE WATER COMPANY	\$49.00		\$49.00	
138104	20-Jul-17	A1910	ADF DIESEL	\$6,720.00		\$6,720.00	
138105	20-Jul-17	A5085	AMERENIP	\$3,105.13		\$3,105.13	
138106	20-Jul-17	A5308	AMPRIDE COMMUNICATIONS, INC.	\$802.00		\$802.00	
138107	20-Jul-17	A7324	PDC/AREA COMPANIES	\$1,294.00		\$1,294.00	
138108	20-Jul-17	A8007	AT & T	\$141.93		\$141.93	
138109	20-Jul-17	A8130	ATIS ELEVATOR INSPECTIONS, LLC	\$442.50		\$442.50	
138110	20-Jul-17	B0428	BARKER	\$286.20		\$286.20	
138111	20-Jul-17	B2037	BECK'S COUNTRY SHOPPE, INC.	\$250.00		\$250.00	
138112	20-Jul-17	B2227	BERG TANKS	\$100.00		\$100.00	
138113	20-Jul-17	B2230	BERNS, CLANCY & ASSOC. PC	\$436.29		\$436.29	
138114	20-Jul-17	B3555	BIRKEY'S FARM STORE, INC.	\$662.04		\$662.04	
138115	20-Jul-17	B4510	BLACK & COMPANY	\$283.95		\$283.95	
138116	20-Jul-17	B4910	JASON BLUNIER	\$40.00		\$40.00	
138117	20-Jul-17	B7464	ERIC M. BROGA	\$545.40		\$545.40	
138118	20-Jul-17	C1560	CDC PAPER & JANITOR	\$382.06		\$382.06	
138119	20-Jul-17	C3100	CHELSEA FINANCIAL GROUP, LTD.	\$12,961.27		\$12,961.27	
138120	20-Jul-17	C3105	CHEMICAL MAINTENANCE INC.	\$324.00		\$324.00	
138121	20-Jul-17	C3512	CINTAS FIRST AID & SAFETY	\$59.47		\$59.47	
138122	20-Jul-17	C4511	CLARKE POWER SERVICES, INC.	\$2,119.85		\$2,119.85	
138123	20-Jul-17	C6217	COLDWELL BANKER COMMERCIAL	\$16,346.68		\$16,346.68	
138124	20-Jul-17	C6258	COLUMBIA STREET ROASTERY	\$211.50		\$211.50	
138125	20-Jul-17	C6263	COMCAST CABLE	\$366.07		\$366.07	
138126	20-Jul-17	C6268	COMMUNITY RESOURCE, INC.	\$315.00		\$315.00	
138127	20-Jul-17	C6290	CONG CONG	\$320.00		\$320.00	
138128	20-Jul-17	C6685	CONSTELLATION NEWENERGY, INC.	\$11,715.93		\$11,715.93	
138129	20-Jul-17	C8500	CUMMINS CROSSPOINT	\$75.82		\$75.82	
138130	20-Jul-17	D0425	DAVIS ELECTRIC INC.	\$128.00		\$128.00	
138131	20-Jul-17	D2012	DEAN'S GRAPHICS	\$154.50		\$154.50	
138132	20-Jul-17	D2850	DEVELOPMENTAL SERVICES	\$37,349.50		\$37,349.50	
138133	20-Jul-17	D2942	DEX	\$338.60		\$338.60	

**Champaign-Urbana Mass Transit District**  
**Accounts Payable Check Disbursement List**  
**BUSEY BANK OPERATING ACCOUNT**

From Date: 7/01/2017

Thru Date: 7/31/2017

Check #	Check Date	Ref #	Name	Total Paid	C-CARTS Portion	MTD Portion	Voided
138134	20-Jul-17	D3630	DIXON GRAPHICS	\$129.54		\$129.54	
138135	20-Jul-17	F0365	FASTENAL COMPANY	\$341.66		\$341.66	
138136	20-Jul-17	F6367	** FORD CITY	\$10.68	\$10.68	\$0.00	
138137	20-Jul-17	G3484	GILLIG LLC	\$2,933.83		\$2,933.83	
138138	20-Jul-17	G4293	GLOBAL TECHNICAL SYSTEMS, INC.	\$1,576.00		\$1,576.00	
138139	20-Jul-17	H2150	LARRY HELM	\$40.00		\$40.00	
138140	20-Jul-17	H3360	HIBU INC.	\$118.00		\$118.00	
138141	20-Jul-17	H3564	HIRERIGHT SOLUTIONS INC.	\$1,030.38		\$1,030.38	
138142	20-Jul-17	H6115	MIKE HOFFMANN	\$4,000.00		\$4,000.00	
138143	20-Jul-17	I1595	IDENTISYS INCORPORATED	\$1,123.86		\$1,123.86	
138144	20-Jul-17	I4747	ILLINI FS, INC.	\$168.00		\$168.00	
138145	20-Jul-17	I4824	ILLINOIS DEPARTMENT EMPLOYMENT SECURITY	\$8,247.26	\$687.70	\$7,559.56	
138146	20-Jul-17	I4879	IL PUBLIC TRANSIT RISK MANAGEMENT ASOC	\$16,159.58		\$16,159.58	
138147	20-Jul-17	I5766	INNOVA DESIGN & DISTRIBUTING, INC.	\$215.50		\$215.50	
138148	20-Jul-17	J0310	JANEK CORPORATION	\$750.00		\$750.00	
138149	20-Jul-17	J6133	ANDREW JOHNSON	\$307.15		\$307.15	
138150	20-Jul-17	K2190	KEN'S OIL SERVICE, INC.	\$11,608.28		\$11,608.28	
138151	20-Jul-17	K3461	JAN M. KIJOWSKI	\$40.00		\$40.00	
138152	20-Jul-17	K3569	ROBERT KIRKLAND	\$82.73		\$82.73	
138153	20-Jul-17	L3395	LIFE FITNESS	\$26.72		\$26.72	
138154	20-Jul-17	L6285	LOOMIS	\$354.62		\$354.62	
138155	20-Jul-17	M0375	MARTIN, HOOD, FRIESE & ASSOC. , LLC	\$2,111.00		\$2,111.00	
138156	20-Jul-17	M3015	MH EQUIPMENT COMPANY	\$1,449.78		\$1,449.78	
138157	20-Jul-17	M3375	MID ILLINOIS DEVELOPMENT, LLC	\$8,500.00		\$8,500.00	
138158	20-Jul-17	M3408	MIDWEST TRANSIT EQUIPMENT, INC.	\$2,170.20	\$382.35	\$1,787.85	
138159	20-Jul-17	M3495	CAMRON MILLS	\$204.38		\$204.38	
138160	20-Jul-17	M8518	MUNCIE RECLAMATION-SUPPLY	\$335.52		\$335.52	
138161	20-Jul-17	N0350	KENNETH L. NAPPER	\$237.40		\$237.40	
138162	20-Jul-17	N2292	THE AFTERMARKET PARTS COMPANY, LLC.	\$1,714.81		\$1,714.81	
138163	20-Jul-17	N2295	THE NEWS GAZETTE	\$660.60		\$660.60	
138164	20-Jul-17	O4575	OLD REPUBLIC SURETY GROUP	\$100.00		\$100.00	
138165	20-Jul-17	O6010	MARK OARE	\$166.50		\$166.50	
138166	20-Jul-17	P0358	PARKLAND BUSINESS	\$199.00		\$199.00	
138167	20-Jul-17	P2254	PETTY CASH (CDL's)	\$60.00		\$60.00	
138168	20-Jul-17	P2256	PETTY CASH (CHANGE FUND)	\$98.00		\$98.00	
138169	20-Jul-17	P3568	PINNACLE DOOR	\$135.00		\$135.00	
138170	20-Jul-17	P3646	ON THE JOB CONSULTING, INC.	\$6,633.75		\$6,633.75	
138171	20-Jul-17	P4522	SHERRY HELFER	\$398.83		\$398.83	
138172	20-Jul-17	R2320	REYNOLDS TOWING SERVICE	\$660.00	\$300.00	\$360.00	
138173	20-Jul-17	R6120	ROGARDS OFFICE PRODUCTS	\$218.56		\$218.56	
138174	20-Jul-17	R6130	ROGERS SUPPLY COMPANY INC	\$65.56		\$65.56	
138175	20-Jul-17	R6482	MICHAEL JOSEPH ROYSE	\$2,250.00		\$2,250.00	
138176	20-Jul-17	R8487	BRIAN RULON	\$40.00		\$40.00	
138177	20-Jul-17	S0060	SAFEWORKS ILLINOIS	\$1,217.00		\$1,217.00	
138178	20-Jul-17	S0078	SAFETY-KLEEN CORP.	\$555.50		\$555.50	
138179	20-Jul-17	S0254	SAM'S CLUB	\$1,034.24		\$1,034.24	
138180	20-Jul-17	S3086	SHERWIN-WILLIAMS	\$105.14		\$105.14	
138181	20-Jul-17	S3115	DANIEL J. HARTMAN	\$1,751.08		\$1,751.08	
138182	20-Jul-17	S3187	SHOE CARNIVAL, INC.	\$464.85		\$464.85	
138183	20-Jul-17	S5192	S.J. SMITH WELDING SUPPLY	\$76.75		\$76.75	
138184	20-Jul-17	T0007	TJ'S LAUNDRY & DRY CLEANING	\$115.25		\$115.25	
138185	20-Jul-17	T0474	TAYLOR & BLACKBURN	\$1,210.40		\$1,210.40	
138186	20-Jul-17	T2064	TEE JAY CENTRAL, INC.	\$888.00		\$888.00	
138187	20-Jul-17	T3063	THERMO KING MIDWEST, INC.	\$959.73		\$959.73	
138188	20-Jul-17	T7366	TREASURER, STATE OF ILL.	\$200.00		\$200.00	
138189	20-Jul-17	T7510	TROPHYTIME	\$2,064.47		\$2,064.47	
138190	20-Jul-17	T7590	TRUCK CENTERS, INC.	\$1,181.82		\$1,181.82	
138191	20-Jul-17	T7594	TRUCK TRENDS, INC.	\$1,383.98		\$1,383.98	
138192	20-Jul-17	T9069	TWILIO INC	\$285.70		\$285.70	
138193	20-Jul-17	U5184	UPS SUPPLY CHAIN SOLUTIONS	\$93.84		\$93.84	
138194	20-Jul-17	U5996	UNIVERSITY OF ILLINOIS	\$433.00		\$433.00	
138195	20-Jul-17	U5998	UNIVERSITY OF ILLINOIS	\$11,797.33		\$11,797.33	
138196	20-Jul-17	U7355	U-C SANITARY DISTRICT	\$1,226.40		\$1,226.40	

**Champaign-Urbana Mass Transit District**  
**Accounts Payable Check Disbursement List**  
**BUSEY BANK OPERATING ACCOUNT**

From Date: 7/01/2017

Thru Date: 7/31/2017

Check #	Check Date	Ref #	Name	Total Paid	C-CARTS Portion	MTD Portion	Voided
138197	20-Jul-17	U7357	CITY OF URBANA	\$2,594.84		\$2,594.84	
138198	20-Jul-17	U7385	URBANA TRUE TIRES	\$1,204.18	\$646.72	\$557.46	
138199	20-Jul-17	W0003	WCIA-CHANNEL 3	\$1,345.00		\$1,345.00	
138200	20-Jul-17	W3500	WIMACTEL INC.	\$14.15		\$14.15	
138201	20-Jul-17	V6271	MONICA VONNER	\$293.02		\$293.02	
138202	20-Jul-17	W3588	PETER WITTMAN	\$298.18		\$298.18	
138203	20-Jul-17	W7421	JEFFERY G. WRIGHT	\$717.74		\$717.74	
138204	24-Jul-17	A7910	ASSURITY LIFE INSURANCE	\$300.33		\$300.33	
138205	27-Jul-17	A5002	AMAZON	\$244.44		\$244.44	
138206	27-Jul-17	A5085	AMERENIP	\$4,498.71		\$4,498.71	
138207	27-Jul-17	A7910	ASSURITY LIFE INSURANCE	\$381.50		\$381.50	
138208	27-Jul-17	B2180	BENEFIT PLANNING CONSULTANTS, INC.	\$806.00		\$806.00	
138209	27-Jul-17	B3555	BIRKEY'S FARM STORE, INC.	\$696.59		\$696.59	
138210	27-Jul-17	B4510	BLACK & COMPANY	\$41.77		\$41.77	
138211	27-Jul-17	B7464	ERIC M. BROGA	\$127.25		\$127.25	
138212	27-Jul-17	B8501	BUMPER TO BUMPER	\$20.73		\$20.73	
138213	27-Jul-17	C0410	** CAVALRY PORTFOLIO SERVICES, LLC	\$271.95		\$271.95	
138214	27-Jul-17	C1560	CDC PAPER & JANITOR	\$166.15		\$166.15	
138215	27-Jul-17	C3045	CITY OF CHAMPAIGN	\$2,652.52		\$2,652.52	
138216	27-Jul-17	C3052	** CHAMPAIGN COUNTY REGIONAL PLANNING	\$13,160.00		\$13,160.00	
138217	27-Jul-17	C3059	CHAMPAIGN PARK DISTRICT	\$25.00		\$25.00	
138218	27-Jul-17	C3072	VILAIVONE GRIMM	\$40.00		\$40.00	
138219	27-Jul-17	C3512	CINTAS FIRST AID & SAFETY	\$112.03		\$112.03	
138220	27-Jul-17	C4511	CLARKE POWER SERVICES, INC.	\$2,798.86		\$2,798.86	
138221	27-Jul-17	C6257	** MARSHA L. COMBS-SKINNER	\$290.76		\$290.76	
138222	27-Jul-17	C6257	** MARSHA L. COMBS-SKINNER	\$982.07		\$982.07	
138223	27-Jul-17	C6490	GREGORY E. COZAD	\$97.49		\$97.49	
138224	27-Jul-17	D0423	DAVE & HARRY LOCKSMITHS	\$550.33		\$550.33	
138225	27-Jul-17	D0426	DAVIS-HOUK MECHANICAL, INC	\$956.50		\$956.50	
138226	27-Jul-17	D8520	DUNCAN SUPPLY CO. INC.	\$1,031.54		\$1,031.54	
138227	27-Jul-17	E0373	SNYDER PROPERTIES TRUST	\$440.70		\$440.70	
138228	27-Jul-17	E4595	ELECTRIC AUTO	\$7,740.00		\$7,740.00	
138229	27-Jul-17	E4733	STEVEN F. ELLIS	\$80.00		\$80.00	
138230	27-Jul-17	F0365	FASTENAL COMPANY	\$55.11		\$55.11	
138231	27-Jul-17	F4595	FLEET-NET CORPORATION	\$393.75		\$393.75	
138232	27-Jul-17	F6367	FORD CITY	\$249.11		\$249.11	
138233	27-Jul-17	F6368	** FORD MOTOR CREDIT COMPANY LLC	\$508.44		\$508.44	
138234	27-Jul-17	G3484	GILLIG LLC	\$1,969.95		\$1,969.95	
138235	27-Jul-17	G6290	ANNETTE GOODRICH	\$40.00		\$40.00	
138236	27-Jul-17	G6300	GOODYEAR TIRE & RUBBER CO	\$11,537.25		\$11,537.25	
138237	27-Jul-17	I0025	** VANTAGEPOINT TRANSFER AGENTS - 301281	\$25,854.47		\$25,854.47	
138238	27-Jul-17	I4747	ILLINI FS, INC.	\$456.27		\$456.27	
138239	27-Jul-17	I4823	ILLINOIS EPA	\$500.00		\$500.00	
138240	27-Jul-17	I5562	INDIANA STANDARDS LABORATORY	\$198.00		\$198.00	
138241	27-Jul-17	J3680	JEFFREY A. WILSEY	\$695.99		\$695.99	
138242	27-Jul-17	K2190	KEN'S OIL SERVICE, INC.	\$23,323.48		\$23,323.48	
138243	27-Jul-17	M0377	MARTIN ONE SOURCE	\$520.90		\$520.90	
138244	27-Jul-17	M0452	MATTEX SERVICE CO., INC.	\$254.90		\$254.90	
138245	27-Jul-17	M1269	MCS OFFICE TECHNOLOGIES	\$9,281.25		\$9,281.25	
138246	27-Jul-17	M2179	MENARD'S	\$190.12	\$19.89	\$170.23	
138247	27-Jul-17	M3408	MIDWEST TRANSIT EQUIPMENT, INC.	\$18.38		\$18.38	
138248	27-Jul-17	M8518	MUNCIE RECLAMATION-SUPPLY	\$2,780.00		\$2,780.00	
138249	27-Jul-17	N0320	NAPA AUTO PARTS	\$673.69	\$211.23	\$462.46	
138250	27-Jul-17	N2292	THE AFTERMARKET PARTS COMPANY, LLC.	\$0.00		\$0.00	X
138251	27-Jul-17	N2292	THE AFTERMARKET PARTS COMPANY, LLC.	\$13,865.98		\$13,865.98	
138252	27-Jul-17	N9686	** NYS CHILD SUPPORT PROCESSING CENTER	\$60.00		\$60.00	
138253	27-Jul-17	P3646	ON THE JOB CONSULTING, INC.	\$4,640.00		\$4,640.00	
138254	27-Jul-17	P7379	** PRESTIGE FINANCIAL SERVICES, INC.	\$405.75		\$405.75	
138255	27-Jul-17	R3488	RILCO OF PEORIA, INC.	\$1,917.18		\$1,917.18	
138256	27-Jul-17	R6120	ROGARDS OFFICE PRODUCTS	\$70.99		\$70.99	
138257	27-Jul-17	S1156	SCHOONOVER SEWER SERVICE	\$385.00		\$385.00	
138258	27-Jul-17	S2227	SERV-U	\$632.20		\$632.20	
138259	27-Jul-17	S3006	ADAM C. SHANKS	\$120.00		\$120.00	



**Champaign-Urbana Mass Transit District**  
**Accounts Payable Check Disbursement List**  
**BUSEY BANK OPERATING ACCOUNT**

From Date: 7/01/2017

Thru Date: 7/31/2017

Check #	Check Date	Ref #	Name	Total Paid	C-CARTS Portion	MTD Portion	Voided
138260	27-Jul-17	S3086	SHERWIN-WILLIAMS	\$164.84		\$164.84	
138261	27-Jul-17	S3115	DANIEL J. HARTMAN	\$333.00		\$333.00	
138262	27-Jul-17	S5981	AMY L. SNYDER	\$313.34		\$313.34	
138263	27-Jul-17	S8506	JANE M. SULLIVAN	\$221.96		\$221.96	
138264	27-Jul-17	T3063	THERMO KING MIDWEST, INC.	\$457.60		\$457.60	
138265	27-Jul-17	T7585	TRUGREEN CHEMLAWN	\$42.00		\$42.00	
138266	27-Jul-17	U5996	UNIVERSITY OF ILLINOIS	\$908.00		\$908.00	
138267	27-Jul-17	U7357	CITY OF URBANA	\$55.00		\$55.00	
138268	27-Jul-17	U7359	** URBANA MUNICIPAL EMPL. CREDIT UNION	\$41,607.68		\$41,607.68	
138269	27-Jul-17	M6018	FLEET SERVICES	\$11,914.31	\$5,216.65	\$6,697.66	
138270	27-Jul-17	V6271	MONICA VONNER	\$293.02		\$293.02	
138271	27-Jul-17	W3588	PETER WITTMAN	\$298.18		\$298.18	
138272	27-Jul-17	W7421	JEFFERY G. WRIGHT	\$717.74		\$717.74	
138273	27-Jul-17	A7910	ASSURITY LIFE INSURANCE	\$5,688.47	\$59.68	\$5,628.79	
138274	27-Jul-17	P7585	** PRUDENTIAL INSURANCE CO.	\$13.00		\$13.00	
138275	27-Jul-17	A7910	ASSURITY LIFE INSURANCE	\$299.50		\$299.50	
7101710	10-Jul-17	I4830	** I.M.R.F.	\$1,326.56	\$1,326.56	\$0.00	
7102017	10-Jul-17	I4830	I.M.R.F.	\$84,413.95		\$84,413.95	
7122017	12-Jul-17	S8030	** STATES DISBURSEMENT UNIT	\$2,007.66		\$2,007.66	
7141710	14-Jul-17	I5862	** INTERNAL REVENUE SERVICE	\$2,172.37	\$2,172.37	\$0.00	
7142017	14-Jul-17	I5862	INTERNAL REVENUE SERVICE	\$198,161.97		\$198,161.97	
7151710	14-Jul-17	I4826	** ILLINOIS DEPT OF REVENUE	\$451.33	\$451.33	\$0.00	
7152017	14-Jul-17	I4826	** ILLINOIS DEPT OF REVENUE	\$32,043.00	\$32,043.00	\$0.00	
7262017	26-Jul-17	S8030	** STATES DISBURSEMENT UNIT	\$2,007.66		\$2,007.66	
7281710	28-Jul-17	I5862	** INTERNAL REVENUE SERVICE	\$2,389.08	\$2,389.08	\$0.00	
7282017	28-Jul-17	I5862	INTERNAL REVENUE SERVICE	\$174,963.59		\$174,963.59	
7291710	28-Jul-17	I4826	** ILLINOIS DEPT OF REVENUE	\$486.47	\$486.47	\$0.00	
7292017	28-Jul-17	I4826	** ILLINOIS DEPT OF REVENUE	\$28,787.80	\$28,787.80	\$0.00	
				<b>\$2,559,890.72</b>	<b>\$81,622.24</b>	<b>\$2,478,268.48</b>	

# Champaign Urbana Mass Transit District

## Accounts Payable Check Disbursement List

Checking Account #: 1005282347

FIRST BANK - OPERATING

From Date: 7/3/2017

Thru Date: 7/20/2017

Check #	Check Date	Ref #	Name	Amount	Voided
1005	7/3/2017	A4804	ALPHA CONTROLS & SERVICES LLC	\$30,354.00	
1006	7/3/2017	S8034	STARK EXCAVATING, INC	\$155,090.70	
1007	7/13/2017	A4804	ALPHA CONTROLS & SERVICES LLC	\$22,291.90	
1008	7/13/2017	S2175	SENECA OIL EQUIPMENT	\$53,522.70	
1009	7/13/2017	S8034	STARK EXCAVATING, INC	\$965,474.76	
1010	7/20/2017	H9575	HY-SAFE TECHNOLOGY	\$56,307.00	
1011	7/20/2017	M1269	MCS OFFICE TECHNOLOGIES	\$5,040.00	
<b>Total:</b>				\$1,288,081.06	

# Champaign Urbana Mass Transit District

## Accounts Payable Check Disbursement List

Checking Account #: 011-8189-0

FLEX CHECKING-BUSEY BANK

From Date: 7/12/2017

Thru Date: 7/31/2017

Check #	Check Date	Ref #	Name	Amount	Voided
5429	7/12/2017	F4640	FLEX-EMPLOYEE REIMB.	\$355.32	
5430	7/26/2017	F4640	FLEX-EMPLOYEE REIMB.	\$44.68	
7312017	7/31/2017	F4640	FLEX-EMPLOYEE REIMB.	\$6,911.39	
			<b>Total:</b>	\$7,311.39	



## Account Summary

Basic Securities Account


CHAMPAIGN URBANA MASS TRANSIT DIST  
C/O KARL GNADT & BRENDA E EILBRACHT

### CHANGE IN VALUE OF YOUR ACCOUNTS (includes accrued interest)

	This Period (7/1/17-7/31/17)	This Year (1/1/17-7/31/17)
<b>TOTAL BEGINNING VALUE</b>	<b>\$5,441,973.16</b>	<b>\$5,414,448.72</b>
Credits	—	—
Debits	—	—
Security Transfers	—	—
<b>Net Credits/Debits/Transfers</b>	<b>—</b>	<b>—</b>
<b>Change in Value</b>	<b>4,341.45</b>	<b>31,865.89</b>
<b>TOTAL ENDING VALUE</b>	<b>\$5,446,314.61</b>	<b>\$5,446,314.61</b>

### MARKET VALUE OVER TIME

The below chart displays the most recent thirteen months of Market Value.

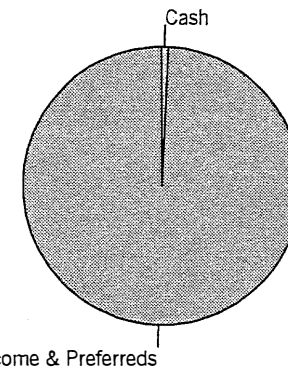


This chart does not reflect corrections to Market Value made subsequent to the dates depicted. It may exclude transactions in Annuities or positions where we are not the custodian, which could delay the reporting of Market Value.

### ASSET ALLOCATION (includes accrued interest)

	Market Value	Percentage
Cash	\$44,221.20	0.81
Fixed Income & Preferreds	5,402,093.41	99.19
<b>TOTAL VALUE</b>	<b>\$5,446,314.61</b>	<b>100.00%</b>

FDIC rules apply and Bank Deposits are eligible for FDIC insurance but are not covered by SIPC. Cash and securities (including MMFs) are eligible for SIPC coverage. See Expanded Disclosures. Values may include assets externally held, which are provided to you as a courtesy, and may not be covered by SIPC. For additional information, refer to the corresponding section of this statement.



This asset allocation represents holdings on a trade date basis, and projected settled Cash/BDP and MMF balances. These classifications do not constitute a recommendation and may differ from the classification of instruments for regulatory or tax purposes.

## Account Summary

Basic Securities Account

CHAMPAIGN URBANA MASS TRANSIT DIST  
C/O KARL GNADT & BRENDA E EILBRACHT

### BALANCE SHEET (^ includes accrued interest)

	Last Period (as of 6/30/17)	This Period (as of 7/31/17)
Cash, BDP, MMFs	\$291,511.83	\$44,221.20
Certificates of Deposit ^	5,400,461.33	5,402,093.41
Net Unsettled Purchases/Sales	(250,000.00)	—
<b>Total Assets</b>	<b>\$5,441,973.16</b>	<b>\$5,446,314.61</b>
<b>Total Liabilities</b> (outstanding balance)	—	—
<b>TOTAL VALUE</b>	<b>\$5,441,973.16</b>	<b>\$5,446,314.61</b>

### INCOME AND DISTRIBUTION SUMMARY

	This Period (7/1/17-7/31/17)	This Year (1/1/17-7/31/17)
Interest	\$2,709.37	\$32,947.04
<b>Total Taxable Income And Distributions</b>	<b>\$2,709.37</b>	<b>\$32,947.04</b>
<b>Total Tax-Exempt Income</b>	—	—
<b>TOTAL INCOME AND DISTRIBUTIONS</b>	<b>\$2,709.37</b>	<b>\$32,947.04</b>

*Taxable and tax exempt income classifications are based on the characteristics of the underlying securities and not the taxable status of the account.*

### ADDITIONAL ACCOUNT INFORMATION

Category	This Period (7/1/17-7/31/17)	This Year (1/1/17-7/31/17)
Accrued Interest Paid	—	\$320.55

### CASH FLOW

	This Period (7/1/17-7/31/17)	This Year (1/1/17-7/31/17)
<b>OPENING CASH, BDP, MMFs</b>	<b>\$291,511.83</b>	<b>\$12,032.21</b>
Purchases	(250,000.00)	(1,500,758.05)
Sales and Redemptions	250,000.00	1,500,000.00
Prior Net Unsettled Purch/Sales	(250,000.00)	N/A
Income and Distributions	2,709.37	32,947.04
<b>Total Investment Related Activity</b>	<b>\$(247,290.63)</b>	<b>\$32,188.99</b>
<b>Total Cash Related Activity</b>	—	—
<b>CLOSING CASH, BDP, MMFs</b>	<b>\$44,221.20</b>	<b>\$44,221.20</b>

### GAIN/(LOSS) SUMMARY

	Realized This Period (7/1/17-7/31/17)	Realized This Year (1/1/17-7/31/17)	Unrealized Inception to Date (as of 7/31/17)
Short-Term Gain	—	—	\$2,590.00
Short-Term (Loss)	—	—	(8,735.42)
<b>Total Short-Term</b>	—	—	<b>\$(6,145.42)</b>
Long-Term Gain	—	—	5,848.40
Long-Term (Loss)	—	—	(3,049.72)
<b>Total Long-Term</b>	—	—	<b>\$2,798.68</b>
<b>TOTAL GAIN/(LOSS)</b>	—	—	<b>\$(3,346.74)</b>

*The Gain/(Loss) Summary, which may change due to basis adjustments, is provided for informational purposes and should not be used for tax preparation. Refer to Gain/(Loss) in the Expanded Disclosures.*



Account Detail

Basic Securities Account

CHAMPAIGN URBANA MASS TRANSIT DIST  
C/O KARL GNADT & BRENDA E EILBRACHT

Investment Objectives†: Income, Aggressive Income, Capital Appreciation

Brokerage Account

† Inform us if your investment objectives, as defined in the Expanded Disclosures, change.

HOLDINGS

This section reflects positions purchased/sold on a trade date basis. "Market Value" and "Unrealized Gain/(Loss)" may not reflect the value that could be obtained in the market. Fixed Income securities are sorted by maturity or pre-refunding date, and alphabetically within date. Estimated Annual Income a) is calculated on a pre-tax basis, b) does not include any reduction for applicable non-US withholding taxes, c) may include return of principal or capital gains which could overstate such estimates, and d) for securities that have a defined maturity date within the next 12 months, is reflected only through maturity date. Actual income or yield may be lower or higher than the estimates. Current yield reflects the income generated by an investment, and does not reflect changes in its price. Structured Investments, identified on the Position Description Details line as "Asset Class: Struct Inv," may appear in various statement product categories. When displayed, the accrued interest, annual income and current yield for those with a contingent income feature (e.g., Range Accrual Notes or Contingent Income Notes) are estimates and assume specified accrual conditions are met during the relevant period and payment in full of all contingent interest. For Floating Rate Securities, the accrued interest, annual income and current yield are estimates based on the current floating coupon rate and may not reflect historic rates within the accrual period.

CASH, BANK DEPOSIT PROGRAM AND MONEY MARKET FUNDS

Cash, Bank Deposit Program, and Money Market Funds are generally displayed on a settlement date basis. You have the right to instruct us to liquidate your bank deposit balance(s) or shares of any money market fund balance(s) at any time and have the proceeds of such liquidation remitted to you. Estimated Annual Income, Accrued Interest, and APY% will only be displayed for fully settled positions.

Description	Market Value	7-Day Current Yield %	Est Ann Income	APY %
MORGAN STANLEY BANK N.A. #	\$44,221.01	—	\$9.00	0.020
MORGAN STANLEY PRIVATE BANK NA #	0.19	—	—	0.020
<b>BANK DEPOSITS</b>	<b>\$44,221.20</b>		<b>\$9.00</b>	

	Percentage of Holdings	Market Value	Est Ann Income
<b>CASH, BDP, AND MMFs</b>	<b>0.81%</b>	<b>\$44,221.20</b>	<b>\$9.00</b>

# Bank Deposits are held at Morgan Stanley Bank, N.A. and/or Morgan Stanley Private Bank, National Association, affiliates of Morgan Stanley Smith Barney LLC and each a national bank and FDIC member.

CERTIFICATES OF DEPOSIT

Security Description	Trade Date	Face Value	Orig Unit Cost Adj Unit Cost	Unit Price	Orig Total Cost Adj Total Cost	Market Value	Unrealized Gain/(Loss)	Est Ann Income Accrued Interest	Current Yield %
AMEX CENTURION SALT LAKE CITY UT CD Coupon Rate 1.150%; Matures 10/23/2017; CUSIP 02587DD96 Int. Semi-Annually Apr/Oct 21; Yield to Maturity 1.146%; Issued 10/21/15; Maturity Value = \$140,000.00; Asset Class: FI & Pref	10/14/15	140,000.000	\$100.000 \$100.000	\$100.001	\$140,000.00 \$140,000.00	\$140,001.40	\$1.40 LT	\$805.00 \$444.28	0.57
BANK OF CHINA NEW YORK NY CD Coupon Rate 0.800%; Matures 11/02/2017; CUSIP 06426TU31 Interest Paid at Maturity; Yield to Maturity 1.246%; Issued 11/02/16; Maturity Value = \$250,000.00; Asset Class: FI & Pref	10/25/16	250,000.000	100.000 100.000	99.887	250,000.00 250,000.00	249,717.50	(282.50) ST	2,000.00 1,484.93	0.80
TEXAS EXCHANGE CROWLEY TX CD Coupon Rate 1.000%; Matures 03/29/2018; CUSIP 88241TANO	4/5/16	250,000.000	100.220 100.074	99.873	250,550.00 250,184.72	249,682.50	(502.22) LT	1,458.00 6.50	0.58

Basic Securities Account

CHAMPAIGN URBANA MASS TRANSIT DIST  
C/O KARL GNADT & BRENDA E EILBRACHT

## Account Detail

Security Description	Trade Date	Face Value	Orig Unit Cost Adj Unit Cost	Unit Price	Orig Total Cost Adj Total Cost	Market Value	Unrealized Gain/(Loss)	Est Ann Income Accrued Interest	Current Yield %
<i>Interest Paid Monthly Apr 30; Yield to Maturity 1.193%; Issued 03/31/16; Maturity Value = \$250,000.00; Asset Class: FI &amp; Pref</i>									
<b>ALLY BK MIDVALE UT CD</b>	4/2/15	250,000.000	100.000	99.842	250,000.00	249,605.00	(395.00) LT	2,750.00 849.04	1.10
Coupon Rate 1.100%; Matures 04/09/2018; CUSIP 02006LPY3 <i>Int. Semi-Annually Apr/Oct 09; Yield to Maturity 1.330%; Issued 04/09/15; Maturity Value = \$250,000.00; Asset Class: FI &amp; Pref</i>									
<b>FLUSHING BK NY CD FLUSHING NY CD</b>	4/2/15	250,000.000	100.000	99.835	250,000.00	249,587.50	(412.50) LT	2,063.00 118.19	0.82
Coupon Rate 1.100%; Matures 04/16/2018; CUSIP 34387ABH1 <i>Interest Paid Monthly May 15; Yield to Maturity 1.334%; Issued 04/15/15; Maturity Value = \$250,000.00; Asset Class: FI &amp; Pref</i>									
<b>ROLLSTONE BANK FITCHBURG MA CD</b>	4/2/15	250,000.000	100.000	99.834	250,000.00	249,585.00	(415.00) LT	2,750.00 803.96	1.10
Coupon Rate 1.100%; Matures 04/16/2018; CUSIP 77579ABL9 <i>Int. Semi-Annually Apr/Oct 15; Yield to Maturity 1.335%; Issued 04/15/15; Maturity Value = \$250,000.00; Asset Class: FI &amp; Pref</i>									
<b>comenity bank SALT LAKE CITY UT CD</b>	10/25/16	50,000.000	100.000	99.615	50,000.00	49,807.50	(192.50) ST	412.00 —	0.82
Coupon Rate 1.100%; Matures 04/30/2018; CUSIP 20033ASY3 <i>Interest Paid Monthly Nov 30; Yield to Maturity 1.619%; Issued 10/31/16; Maturity Value = \$50,000.00; Asset Class: FI &amp; Pref</i>									
<b>JPM COLUMBUS OH CD</b>	10/10/16	250,000.000	100.000	99.342	250,000.00	248,355.00	(1,645.00) ST	3,000.00 97.82	1.20
Coupon Rate 1.200%; Matures 10/19/2018; CUSIP 48126XGP4 <i>Interest Paid Quarterly Jan 19; Callable \$100.00 on 10/19/17; Yield to Maturity 1.748%; Issued 10/19/16; Maturity Value = \$250,000.00; Asset Class: FI &amp; Pref</i>									
<b>Merrick Bank SOUTH JORDAN UT CD</b>	10/12/16	250,000.000	100.000	99.330	250,000.00	248,325.00	(1,675.00) ST	2,875.00 92.70	1.15
Coupon Rate 1.150%; Matures 10/19/2018; CUSIP 59013JUF4 <i>Interest Paid Monthly Nov 19; Yield to Maturity 1.708%; Issued 10/19/16; Maturity Value = \$250,000.00; Asset Class: FI &amp; Pref</i>									
<b>COMENITY BANK JUMBO (FORMERLY WORLD FINL NETWORK BANK) DE CD</b>	10/14/15	200,000.000	100.000	100.921	200,000.00	201,842.00	1,842.00 LT	3,400.00 264.92	1.68
Coupon Rate 1.700%; Matures 10/22/2018; CUSIP 20099AYI2 <i>Interest Paid Monthly Nov 02; Yield to Maturity .941%; Issued 10/21/15; Maturity Value = \$200,000.00; Asset Class: FI &amp; Pref</i>									
<b>First Bank PR SANTURCE PR CD</b>	10/14/15	250,000.000	100.000	100.076	250,000.00	250,190.00	190.00 LT	3,875.00 104.11	1.54
Coupon Rate 1.550%; Matures 10/22/2018; CUSIP 33767AQP9 <i>Interest Paid Monthly Nov 21; Yield to Maturity 1.487%; Issued 10/21/15; Maturity Value = \$250,000.00; Asset Class: FI &amp; Pref</i>									
<b>CUSTOMERS BANK PHOENIXVILLE PA CD</b>	10/10/16	250,000.000	100.000	99.321	250,000.00	248,302.50	(1,697.50) ST	2,875.00 746.24	1.15
Coupon Rate 1.150%; Matures 10/29/2018; CUSIP 23204HEL8 <i>Int. Semi-Annually Apr/Oct 27; Yield to Maturity 1.703%; Issued 10/27/16; Maturity Value = \$250,000.00; Asset Class: FI &amp; Pref</i>									
<b>bmw SALT LAKE CITY UT CD</b>	3/15/16	250,000.000	100.000	99.790	250,000.00	249,475.00	(525.00) LT	3,250.00 1,192.25	1.30
Coupon Rate 1.300%; Matures 03/18/2019; CUSIP 05580ADW1 <i>Int. Semi-Annually Mar/Sep 18; Yield to Maturity 1.430%; Issued 03/18/16; Maturity Value = \$250,000.00; Asset Class: FI &amp; Pref</i>									
<b>BANK NEW ENG SALEM NH CD</b>	10/12/16	250,000.000	100.000	99.076	250,000.00	247,690.00	(2,310.00) ST	2,750.00 73.87	1.11
Coupon Rate 1.100%; Matures 04/18/2019; CUSIP 063847AN7 <i>Interest Paid Monthly Nov 21; Yield to Maturity 1.649%; Issued 10/21/16; Maturity Value = \$250,000.00; Asset Class: FI &amp; Pref</i>									
<b>WHITNEY BANK GULFPORT MS CD</b>	4/11/17	250,000.000	100.000	100.123	250,000.00	250,307.50	307.50 ST	4,125.00 1,149.59	1.64
Coupon Rate 1.650%; Matures 04/22/2019; CUSIP 966594AY9									



## Account Detail

Basic Securities Account

CHAMPAIGN URBANA MASS TRANSIT DIST  
C/O KARL GNADT & BRENDA E EILBRACHT

Security Description	Trade Date	Face Value	Orig Unit Cost Adj Unit Cost	Unit Price	Orig Total Cost Adj Total Cost	Market Value	Unrealized Gain/(Loss)	Est Ann Income Accrued Interest	Current Yield %
<i>Int. Semi-Annually Apr/Oct 20; Yield to Maturity 1.577%; Issued 04/20/17; Maturity Value = \$250,000.00; Asset Class: FI &amp; Pref</i>									
<b>wells fargo cd SIOUX FALLS SD CD</b>	4/15/16	250,000.000	100.000	99.680	250,000.00			3,125.00	1.25
Coupon Rate 1.250%; Matures 04/22/2019; CUSIP 9497484N4			100.000		250,000.00	249,200.00	(800.00) LT	92.34	
<i>Interest Paid Monthly May 20; Yield to Maturity 1.438%; Issued 04/20/16; Maturity Value = \$250,000.00; Asset Class: FI &amp; Pref</i>									
<b>CAPITAL ONE NA MCLEAN VA CD</b>	10/14/15	250,000.000	100.000	100.763	250,000.00			4,875.00	1.93
Coupon Rate 1.950%; Matures 10/21/2019; CUSIP 14042RBA8			100.000		250,000.00	251,907.50	1,907.50 LT	1,345.28	
<i>Int. Semi-Annually Apr/Oct 21; Yield to Maturity 1.599%; Issued 10/21/15; Maturity Value = \$250,000.00; Asset Class: FI &amp; Pref</i>									
<b>Goldman Sachs NEW YORK NY CD</b>	10/14/15	250,000.000	100.000	100.763	250,000.00			4,875.00	1.93
Coupon Rate 1.950%; Matures 10/21/2019; CUSIP 38148JU58			100.000		250,000.00	251,907.50	1,907.50 LT	1,345.28	
<i>Int. Semi-Annually Apr/Oct 21; Yield to Maturity 1.599%; Issued 10/21/15; Maturity Value = \$250,000.00; Asset Class: FI &amp; Pref</i>									
<b>HSBC BANK USA MCLEAN VA CD</b>	4/11/17	250,000.000	100.000	100.040	250,000.00			4,250.00	1.69
Coupon Rate 1.700%; Matures 10/24/2019; CUSIP 40434YHQ3			100.000		250,000.00	250,100.00	100.00 ST	1,137.97	
<i>Int. Semi-Annually Apr/Oct 24; Callable \$100.00 on 10/24/17; Yield to Maturity 1.681%; Issued 04/24/17; Maturity Value = \$250,000.00; Asset Class: FI &amp; Pref</i>									
<b>SALLIE MAE BK CD SALT LAKE CITY UT CD</b>	4/11/17	250,000.000	100.175	100.056	250,437.50			4,500.00	1.79
Coupon Rate 1.800%; Matures 03/23/2020; CUSIP 795450ZV0			100.158		250,395.42	250,140.00	(255.42) ST	1,601.90	
<i>Int. Semi-Annually Mar/Sep 22; Yield to Maturity 1.778%; Issued 03/22/17; Maturity Value = \$250,000.00; Asset Class: FI &amp; Pref</i>									
<b>discover GREENWOOD DE CD</b>	6/23/17	250,000.000	100.000	99.729	250,000.00			4,375.00	1.75
Coupon Rate 1.750%; Matures 07/06/2020; CUSIP 2546725C8			100.000		250,000.00	249,322.50	(677.50) ST	297.21	
<i>Int. Semi-Annually Jan/Jul 06; Yield to Maturity 1.845%; Issued 07/06/17; Maturity Value = \$250,000.00; Asset Class: FI &amp; Pref</i>									
<b>BANK BARODA NEW YORK BRH CD</b>	4/11/17	250,000.000	100.000	100.675	250,000.00			5,375.00	2.13
Coupon Rate 2.150%; Matures 04/19/2021; CUSIP 06062Q3C6			100.000		250,000.00	251,687.50	1,687.50 ST	1,542.00	
<i>Int. Semi-Annually Apr/Oct 17; Yield to Maturity 1.961%; Issued 04/17/17; Maturity Value = \$250,000.00; Asset Class: FI &amp; Pref</i>									
<b>BARCLAYS BANK CD WILMINGTON DE CD</b>	7/18/17	250,000.000	100.000	100.198	250,000.00			5,125.00	2.04
Coupon Rate 2.050%; Matures 07/26/2021; CUSIP 06740KKQ9			100.000		250,000.00	250,495.00	495.00 ST	69.63	
<i>Int. Semi-Annually Jan/Jul 26; Yield to Maturity 1.998%; Issued 07/26/17; Maturity Value = \$250,000.00; Asset Class: FI &amp; Pref</i>									
	Percentage of Holdings	Face Value			Orig Total Cost Adj Total Cost	Market Value	Unrealized Gain/(Loss)	Est Ann Income Accrued Interest	Current Yield %
<b>CERTIFICATES OF DEPOSIT</b>		5,390,000.000			\$5,390,987.50 \$5,390,580.14	\$5,387,233.40	\$2,798.68 LT \$(6,145.42) ST	\$74,888.00 \$14,860.01	1.39%
<b>TOTAL CERTIFICATES OF DEPOSIT</b>	99.19%					\$5,402,093.41			
(includes accrued interest)									



## Account Detail

Basic Securities Account

CHAMPAIGN URBANA MASS TRANSIT DIST  
C/O KARL GNADT & BRENDA E EILBRACHT

	Percentage of Holdings	Total Cost	Market Value	Unrealized Gain/(Loss)	Est Ann Income Accrued Interest	Current Yield %
TOTAL MARKET VALUE		\$5,390,580.14	\$5,431,454.60	\$2,798.68 LT \$(6,145.42) ST	\$74,897.00 \$14,860.01	1.37%
TOTAL VALUE (includes accrued interest)	100.00%		\$5,446,314.61			

Unrealized Gain/(Loss) totals only reflect positions that have both cost basis and market value information available. Cash, MMF, Deposits and positions stating 'Please Provide' or 'Pending Corporate Actions' are not included.

## ALLOCATION OF ASSETS (^includes accrued interest)

	Cash	Equities	Fixed Income & Preferred Securities	Alternatives	Annuities & Insurance	Structured Investments	Other
Cash, BDP, MMFs	\$44,221.20	—	—	—	—	—	—
Certificates of Deposit ^	—	—	\$5,402,093.41	—	—	—	—
<b>TOTAL ALLOCATION OF ASSETS ^</b>	<b>\$44,221.20</b>	<b>—</b>	<b>\$5,402,093.41</b>	<b>—</b>	<b>—</b>	<b>—</b>	<b>—</b>

## ACTIVITY

### CASH FLOW ACTIVITY BY DATE

Activity Date	Settlement Date	Activity Type	Description	Comments	Quantity	Price	Credits/(Debits)
7/3		Interest Income	COMENITY BANK CD 1700 180C22	CUSIP: 20099AYI2			\$279.45
7/3		Interest Income	TEXAS EXCHANGE 1000 18MH29	CUSIP: 88241TANO			205.48
7/17		Interest Income	FLUSHING BK NY CD 1100 18AP16	CUSIP: 34387ABH1			226.03
7/18	7/26	Bought	BARCLAYS BANK CD 2050 21JL26	ACTED AS PRINCIPAL	250,000.000	100.0000	(250,000.00)
7/19		Interest Income	JPM 1200 *180C19	CUSIP: 48126XGP4			747.95
7/19		Interest Income	Merrick Bank 1150 180C19	CUSIP: 59013JUF4			236.30
7/20		Interest Income	wells fargo cd 1250 19AP22	CUSIP: 9497484N4			256.85
7/21		Interest Income	First Bank PR 1550 180C22	CUSIP: 33767AQP9			318.49
7/21		Interest Income	BANK NEW ENG CD 1100 19AP18	CUSIP: 063847AN7			226.03
7/24		Interest Income	GEORGIA BANK CD 0800 17JL24	CUSIP: 373128FG7			164.38
7/24	7/24	Redemption	GEORGIA BANK CD 0800 17JL24	REDEMPTION OF MATURED BOND CUSIP: 373128FG7	250,000.000	100.0000	250,000.00
7/31		Interest Income	comenity bank 1100 18AP30	CUSIP: 20033ASY3			46.71
7/31		Interest Income	MORGAN STANLEY BANK N.A. (Period 07/01-07/31)				1.51
7/31		Interest Income	MORGAN STANLEY PRIVATE BANK NA (Period 07/01-07/31)				0.19



Account Detail

Basic Securities Account

CHAMPAIGN URBANA MASS TRANSIT DIST  
C/O KARL GNADT & BRENDA E EILBRACHT

CASH FLOW ACTIVITY BY DATE (CONTINUED)

Activity Date	Settlement Date	Activity Type	Description	Comments	Quantity	Price	Credits/(Debits)
<b>NET CREDITS/(DEBITS)</b>							<b>\$2,709.37</b>

Purchase and Sale transactions above may have received an average price execution. Details regarding the actual prices are available upon request.

MONEY MARKET FUND (MMF) AND BANK DEPOSIT PROGRAM ACTIVITY

Activity Date	Activity Type	Description	Credits/(Debits)
7/3	Automatic Investment	BANK DEPOSIT PROGRAM	\$484.93
7/6	Automatic Redemption	BANK DEPOSIT PROGRAM	(250,000.00)
7/17	Automatic Investment	BANK DEPOSIT PROGRAM	226.03
7/19	Automatic Investment	BANK DEPOSIT PROGRAM	984.25
7/20	Automatic Investment	BANK DEPOSIT PROGRAM	256.85
7/21	Automatic Investment	BANK DEPOSIT PROGRAM	544.52
7/24	Automatic Investment	BANK DEPOSIT PROGRAM	250,164.38
7/26	Automatic Redemption	BANK DEPOSIT PROGRAM	(250,000.00)
7/31	Automatic Investment	BANK DEPOSIT PROGRAM	46.71
7/31	Automatic Investment	BANK DEPOSIT PROGRAM	1.51
7/31	Automatic Investment	BANK DEPOSIT PROGRAM	0.19
<b>NET ACTIVITY FOR PERIOD</b>			<b>\$(247,290.63)</b>

REALIZED GAIN/(LOSS) DETAIL

LONG-TERM GAIN/(LOSS)

Security Description	Date Acquired	Date Sold	Quantity	Sales Proceeds	Orig / Adj Total Cost	Realized Gain/(Loss)	Comments
GEORGIA BANK CD .800	7-24-17	04/02/15	07/24/17	250,000.00	\$250,000.00	\$250,000.00	\$0.00
<b>Long-Term This Period</b>				<b>\$250,000.00</b>	<b>\$250,000.00</b>	<b>\$0.00</b>	
<b>Long-Term Year to Date</b>				<b>\$1,500,000.00</b>	<b>\$1,500,000.00</b>	<b>\$0.00</b>	
<b>Net Realized Gain/(Loss) This Period</b>				<b>\$250,000.00</b>	<b>\$250,000.00</b>	<b>\$0.00</b>	
<b>Net Realized Gain/(Loss) Year to Date</b>				<b>\$1,500,000.00</b>	<b>\$1,500,000.00</b>	<b>\$0.00</b>	

Treasury regulations require that we report on Form 1099-B a) adjusted cost basis on the sale of covered securities acquired on or after 1/1/11 (or the applicable date for the type of security), b) the gain or loss as either long-term or short-term, and c) basis adjustments on covered securities due to wash sales, certain corporate actions and transfers by gift or inheritance. This section may not reflect all the basis adjustments required when filing your tax return. Refer to the Expanded Disclosures.



To: Board of Trustees  
From: Frederick C. Stavins, Corporate Counsel  
Date: August 30, 2017  
Subject: Ethics – A Proposed Course of Action

---

**A. Introduction:** This report discusses ethics in local government and suggests a course of action for the Board's consideration.

**B. Recommended Action:** The administration requests the Board to provide direction with respect to future Board meetings involving the presentation of topics including conflicts of interest, open meetings, and freedom of information and Board discussion surrounding those topics.

**C. Summary:**

- The MTD is a leader in mass transit.
- Ethical behavior by elected and appointed officials is a focus of public attention.
- Discussion is proposed to take place at several upcoming meetings and cover open meetings, freedom of information, integrity and communication with the public concerning the MTD's ethical standards. The discussion will include discussion of the impact of technology.
- Board discussion of ethics will promote positive public perception and set a strong tone for the organization.
- Local government officials encounter many challenges in the course of representing the public.

**D. Background:**

**1. Why Talk about Ethics Now?** The time to deal with ethics is all the time. State, local and national news reports are replete with ethical issues involving misuse of resources, undue influence by lobbyists, backroom deals, leveraging positions for personal gain, influence of business relationships on public business, use of confidential information to obtain personal advantage, human rights issues, and transparency issues.

All these negative actions reported in the news influence the perception of the public with respect to government, not just state or federal government, but local governmental organizations as well. The more negative issues that surface, the more people are inclined to lose confidence in government, ultimately to the detriment of the public good.

**2. Positives from Ethical Conduct.** So why study ethics? Why talk about it? There are several excellent reasons to discuss and promote ethics in an organization.

- Promotes a business atmosphere that is perceived as fair and makes businesses want to do business with the District, which increases even-handed competition and leads to good value.
- Attracts and keeps good employees who value an ethical workplace.
- Avoids litigation.

- Creates favorable public perception – increases citizen participation.
- Promotes trust and confidence in the Board, administrative officers and the organization and helps people feel positive about living in and contributing to the community.

**3. Everyday Challenges.** The fact that the MTD has not faced widespread negative ethical issues belies the fact that the District, as well as any governmental organization, is faced with decisions on a daily basis dealing with transparency and open government, fairness in contracting, basic fairness of District actions, and the promotion of projects which enhance the public welfare, while balancing the interests of private individuals.

Board officials do not face easy decisions on any of these counts. There are always conflicting pressures to advance policies that promote the overall public welfare but at the same time deal respectfully with opposing viewpoints. Further, Board officials often have jobs, own businesses and are members of organizations other than the District. Officials often have questions about how those affiliations and interests interact with their Board leadership.

**4. The District as a Leader.** The District has frequently been a leader in many areas over the years:

- Operationally, the District maintains first-rate public services.
- Innovative programs enhance already excellent transit service.

The District can be a leader in the area of ethics as well.

While the State requires certain training for local government officials, including training in the requirements of Open Meetings Act and the Freedom of Information Act, there is no required overview of ethical issues or systematic training in the area of ethics for elected officials. While the District can rely to a certain extent on ethics training provided by the Attorney General websites, most of these training elements are done in private, (i.e. the Attorney General’s training can be done online). There is rarely public discussion of ethical issues.

**5. Why Should the Board Discuss Ethics?** The tone of the District is set not only by management staff but more importantly by the policy, leadership, and example of the Board of Trustees. The Board is in the position to fully articulate the philosophy and values of the organization and provide visible support for high ethical standards, encourage formal and informal conversations about ethical issues, review existing policies and procedures for promotion of values and, in short, institutionalize ethics as an important priority for the organization.

Ethics goes to the character of the organization. The ethical environment determines the right way for employees to proceed. The Board has, by its discussions, set the tone in many areas. Like any relationship, including the relationship between the District and the community, it is important to talk about these issues and articulate the District’s goals and values.

**6. A Proposed Course of Action.** How does the Board determine what is the best manner of proceeding toward a discussion of ethical issues?

The Board must consider the law, the Board rules, and the Board's policies.

**a. Staff Can Present More Information.** Some of the possibilities for discussion are as follows:

The District's legal counsel can provide a series of short presentations which include current ethical issues and the impact of new technology as segments of Board meetings devoted to various ethical components, tentatively:

- Open meetings;
- Freedom of information;
- "Conflicts of interest".

This possibility would entail presentation to the Board by staff and discussion related to these issues. The discussion would touch on the legal aspects of all of these issues by way of discussion of recent legal decisions, including recent Attorney General and Public Access Counselor opinions and case law decisions relative to certain aspects of these topics. There may be other areas that the Board wishes to discuss and consider. Direction and other ideas from the Board proposed at the initial discussion will be incorporated into the future presentations and discussion.

**b. Discussion of the Impact of Technology.** Discussion concerning the impact of technology on ethical values is important. Whether the technology is in the form of social media (e.g. live broadcasting via Facebook or other platforms) increased surveillance via camera, or other potential technologies, it is important to have some public discussion with respect to the impact of these technologies on the citizens and on the ethical fabric of the District. One only has to read the papers or surf the Web to find these issues surfacing in community after community. In any event, it would be the intention to propose to discuss, either as part of a larger discussion of the proposed ethic topics or independently, the impact of social media and the internet on ethical considerations involving Board members and staff members.

**E. Alternatives:**

1. Provide direction regarding future discussions regarding ethics from among the concepts provided above.
2. Provide other direction.

**F. Discussion of Alternatives:**

**Alternative 1** would provide direction regarding future ethics discussions from among the concepts provided above.

**a. Advantages**

- Even by deciding which way to proceed, the Board is making a statement concerning the importance of ethics.
- The discussion and direction that the Board will provide the staff will provide the

community with both the impression and the reality that the Board considers these matters important and worthy of discussion.

**b. Disadvantages**

- Would require staff preparation.
- Would consume a portion of Board meetings.

**Alternative 2** would be not to proceed with additional discussion in the format suggested or to provide other direction.

**a. Advantages**

- The Board could decline to go in any particular direction at this time and deal with the issues on a more ad hoc basis and be updated as staff deals with new decisions and legislation from the State Legislature.
- Would save staff and Board time.

**b. Disadvantages**

- The Board will not engage in focused discussions.
- The organization would not receive the benefit of Board and public discussion.

Prepared by:

Frederick C. Stavins  
Corporate Counsel

**RESOLUTION NO. 2017-7**

**A RESOLUTION SETTING A PUBLIC HEARING AND  
DIRECTION GIVING NOTICE THEREOF**

**BE IT RESOLVED** by the Board of Trustees of the Champaign-Urbana Mass Transit

District that:

1. That the Board hereby directs the Managing Director to cause to be published three times in the News-Gazette newspaper a Notice of Public Hearing to be held on the 12th day of October 2017, at 4:00 p.m. at Activity Room at Savoy Recreation Center, 402 Graham Drive, Savoy, to consider testimony relating to the annexation of

those tracts described below:

A TRACT OF LAND BEING A PART OF THE NORTHEAST QUARTER OF SECTION 1, TOWNSHIP 18 NORTH, RANGE 8 EAST OF THE THIRD PRINCIPAL MERIDIAN, CHAMPAIGN COUNTY, ILLINOIS, BEING MORE PARTICULARLY DESCRIBED AS FOLLOWS:

BEGINNING AT THE NORTHEAST CORNER OF PRAIRIE MEADOWS SUBDIVISION PHASE 1, A SUBDIVISION AS RECORDED AT THE CHAMPAIGN COUNTY RECORDER'S OFFICE, SAID POINT ALSO BEING AT THE NORTHEAST CORNER OF LOT 13 OF PHOENIX BAKER'S SUBDIVISION, A SUBDIVISION AS RECORDED AT THE CHAMPAIGN COUNTY RECORDER'S OFFICE; PROCEED SOUTH 00 DEGREES 22 MINUTES 56 SECONDS EAST 641.45 FEET ALONG THE EAST LINE OF SAID LOT 13 OF PHOENIX BAKER'S SUBDIVISION AND THE EAST LINE OF SAID PRAIRIE MEADOWS SUBDIVISION PHASE 1 TO THE SOUTHEAST CORNER OF PRAIRIE MEADOWS SUBDIVISION PHASE 1 BEING THE TRUE POINT OF BEGINNING; CONTINUE SOUTH 00 DEGREES 22 MINUTES 56 SECONDS EAST 1,316.00 FEET ALONG THE EAST LINE OF SAID LOT 13 OF PHOENIX BAKER'S SUBDIVISION; THENCE SOUTH 89 DEGREES 36 MINUTES 36 SECONDS WEST 179.65 FEET; THENCE NORTH 00 DEGREES 23 MINUTES 24 SECONDS WEST 35.00 FEET; THENCE SOUTH 89 DEGREES 36 MINUTES 36 SECONDS WEST 941.42 FEET; THENCE NORTH 00 DEGREES 23 MINUTES 24 SECONDS WEST 231.00 FEET; THENCE SOUTH 89 DEGREES 36 MINUTES 36 SECONDS WEST 120.00 FEET; THENCE NORTH 00 DEGREES 23 MINUTES 24 SECONDS WEST 180.59 FEET; THENCE NORTH 89 DEGREES 36 MINUTES 36 SECONDS EAST 120.00 FEET; THENCE NORTH 00 DEGREES 23 MINUTES 24 SECONDS WEST 231.00 FEET; THENCE SOUTH 89 DEGREES 36

MINUTES 36 SECONDS WEST 35.58 FEET; THENCE NORTH 00 DEGREES 23 MINUTES 24 SECONDS WEST 300.00 FEET; THENCE NORTH 89 DEGREES 36 MINUTES 36 SECONDS EAST 893.00 FEET; THENCE NORTH 00 DEGREES 23 MINUTES 24 SECONDS WEST 300.00 FEET TO THE SOUTH LINE OF SAID PRAIRIE MEADOWS SUBDIVISION PHASE 1; THENCE NORTH 89 DEGREES 36 MINUTES 36 SECONDS EAST 144.00 FEET ALONG THE SAID SOUTH LINE; THENCE NORTH 00 DEGREES 23 MINUTES 24 SECONDS WEST 38.41 FEET ALONG THE SAID SOUTH LINE; THENCE NORTH 89 DEGREES 36 MINUTES 36 SECONDS EAST 119.83 FEET ALONG THE SAID SOUTH LINE TO THE TRUE POINT OF BEGINNING ENCOMPASSING 27.069 ACRES, MORE OR LESS, IN CHAMPAIGN COUNTY, ILLINOIS.

AND ALSO:

A TRACT OF LAND BEING PART OF THE NORTHEAST QUARTER OF SECTION 1, TOWNSHIP 18 NORTH, RANGE 8 EAST OF THE THIRD PRINCIPAL MERIDIAN, CHAMPAIGN COUNTY, ILLINOIS, BEING MORE PARTICULARLY DESCRIBED AS FOLLOWS:

BEGINNING AT THE SOUTHWEST CORNER OF PRAIRIE MEADOWS SUBDIVISION PHASE 1, A SUBDIVISION AS RECORDED AT THE CHAMPAIGN COUNTY RECORDER'S OFFICE; PROCEED NORTH 89 DEGREES 36 MINUTES 36 SECONDS EAST 179.91 FEET ALONG THE SOUTH LINE OF SAID SUBDIVISION; THENCE NORTH 00 DEGREES 23 MINUTES 24 SECONDS WEST 5.00 FEET ALONG THE EAST RIGHT-OF-WAY LINE OF BRADFORD AVENUE; THENCE NORTH 89 DEGREES 36 MINUTES 36 SECONDS EAST 84.42 FEET ALONG THE SAID SOUTH LINE OF PRAIRIE MEADOWS SUBDIVISION, PHASE 1; THENCE SOUTH 00 DEGREES 23 MINUTES 24 SECONDS EAST 600.00 FEET TO THE SOUTHWEST CORNER OF LOT 238 OF PRAIRIE MEADOWS SUBDIVISION PHASE II; THENCE NORTH 89 DEGREES 36 MINUTES 36 SECONDS EAST 35.58 FEET ALONG THE SAID SOUTH LINE; THENCE SOUTH 00 DEGREES 23 MINUTES 24 SECONDS EAST 231.00 FEET; THENCE SOUTH 89 DEGREES 36 MINUTES 36 SECONDS WEST 120.00 FEET; THENCE SOUTH 00 DEGREES 23 MINUTES 24 SECONDS EAST 180.59 FEET; THENCE NORTH 89 DEGREES 36 MINUTES 36 SECONDS EAST 120.00 FEET; THENCE SOUTH 00 DEGREES 23 MINUTES 24 SECONDS EAST 231.00 FEET; THENCE SOUTH 89 DEGREES 36 MINUTES 36 SECONDS WEST 180.00 FEET; THENCE NORTH 00 DEGREES 23 MINUTES 24 SECONDS WEST 2.59 FEET; THENCE SOUTH 89 DEGREES 36 MINUTES 36 SECONDS WEST 119.78 FEET TO THE WEST LINE OF SUBLOT B OF LOT 3 AS SHOWN ON THE PLAT OF SURVEY RECORDED IN PLAT BOOK B AT PAGE 180 IN THE OFFICE OF THE RECORDER OF CHAMPAIGN COUNTY; THENCE NORTH 00 DEGREES 23 MINUTES 46 SECONDS WEST 1,235.00 FEET ALONG SAID WEST LINE TO THE POINT OF BEGINNING ENCOMPASSING 7.538 ACRES, MORE OR LESS IN CHAMPAIGN COUNTY, ILLINOIS.



2. Further, the Managing Director is directed to cause to be mailed to all owners of parcels of 5 acres or more within such tracts, a written notice containing the same information as is contained in the Notice which is in the newspaper notice.

This Resolution is hereby passed by the affirmative vote, the "Ayes" and "Nays" being called, of a majority of the members of the Board of Trustees of the Champaign-Urbana Mass Transit District at a duly called regular meeting of the said Board of Trustees on the 30th day of August, 2017.

"Ayes" \_\_\_\_\_

"Nays" \_\_\_\_\_

CHAMPAIGN-URBANA MASS TRANSIT  
DISTRICT,

BY: \_\_\_\_\_  
Bradley Diel, Chair

APPROVED by the Board of Trustees of the Champaign-Urbana Mass Transit District  
this 30th day of August, 2017.

CHAMPAIGN-URBANA MASS  
TRANSIT DISTRICT,

BY: \_\_\_\_\_  
Jack Waaler, Secretary

**RESOLUTION NO. 2017-8**

**A RESOLUTION SETTING A PUBLIC HEARING AND  
DIRECTION GIVING NOTICE THEREOF**

**BE IT RESOLVED** by the Board of Trustees of the Champaign-Urbana Mass Transit

District that:

1. That the Board hereby directs the Managing Director to cause to be published three times in the News-Gazette newspaper a Notice of Public Hearing to be held on the 16th day of October 2017, at 4:00 p.m. at St. Matthew's Lutheran Church, 2200 Philo Road, Urbana, to consider testimony relating to the annexation of those tracts

described below:

FINAL PLAT OF SOUTH RIDGE VI SUBDIVISION, AN ADDITION TO THE CITY OF URBANA, CHAMPAIGN COUNTY, ILLINOIS, A PART OF THE SOUTHEAST QUARTER OF SECTION 28, TOWNSHIP 19 NORTH, RANGE 9 EAST OF THE THIRD PRINCIPAL MERIDIAN, CHAMPAIGN COUNTY, ILLINOIS, RECORDED AS DOCUMENT 2006R07451, IN THE OFFICE OF THE CHAMPAIGN COUNTY RECORDER.

AND ALSO:

FINAL PLAT OF SOUTH RIDGE VII SUBDIVISION, AN ADDITION TO THE CITY OF URBANA, CHAMPAIGN COUNTY, ILLINOIS, A PART OF THE SOUTHEAST QUARTER OF SECTION 28, TOWNSHIP 19 NORTH, RANGE 9 EAST OF THE THIRD PRINCIPAL MERIDIAN, CHAMPAIGN COUNTY, ILLINOIS, RECORDED AS DOCUMENT 2009R21135, IN THE OFFICE OF THE CHAMPAIGN COUNTY RECORDER.

SAID TOTAL TERRITORY TO BE ANNEXED TO THE CHAMPAIGN - URBANA MASS TRANSIT DISTRICT IS LEGALLY CONTIGUOUS TO THE EXISTING BOUNDARY OF THE CHAMPAIGN - URBANA MASS TRANSIT DISTRICT, CONTAINING 29.5 ACRES MORE OR LESS, ALL AS SHOWN ON THE ACCOMPANYING PLAT, ALL SITUATED IN CHAMPAIGN COUNTY, ILLINOIS.

2. Further, the Managing Director is directed to cause to be mailed to all owners of parcels of 5 acres or more within such tracts, a written notice containing the same information as is contained in the Notice which is in the newspaper notice.

This Resolution is hereby passed by the affirmative vote, the "Ayes" and "Nays" being called, of a majority of the members of the Board of Trustees of the Champaign-Urbana Mass Transit District at a duly called regular meeting of the said Board of Trustees on the 30th day of August, 2017.

"Ayes" \_\_\_\_\_

"Nays" \_\_\_\_\_

CHAMPAIGN-URBANA MASS TRANSIT  
DISTRICT,

BY: \_\_\_\_\_  
Bradley Diel, Chair

APPROVED by the Board of Trustees of the Champaign-Urbana Mass Transit District  
this 30th day of August, 2017.

CHAMPAIGN-URBANA MASS  
TRANSIT DISTRICT,

BY: \_\_\_\_\_  
Jack Waaler, Secretary

**RESOLUTION NO. 2017-9**

**A RESOLUTION SETTING A PUBLIC HEARING AND  
DIRECTION GIVING NOTICE THEREOF**

**BE IT RESOLVED** by the Board of Trustees of the Champaign-Urbana Mass Transit

District that:

1. That the Board hereby directs the Managing Director to cause to be published three times in the News-Gazette newspaper a Notice of Public Hearing to be held on the 3rd day of October 2017, at 4:00 p.m. at Champaign Fire Station #6, 3911 West Windsor Road, Champaign, to consider testimony relating to the annexation of those tracts

described below:

FINAL PLAT OF WILL'S TRACE SUBDIVISION PHASE 4, AN ADDITION TO THE CITY OF CHAMPAIGN, CHAMPAIGN COUNTY, ILLINOIS, A PART OF THE NORTHWEST QUARTER OF THE SOUTHWEST QUARTER OF SECTION 20, TOWNSHIP 19 NORTH, RANGE 8 EAST OF THE THIRD PRINCIPAL MERIDIAN, CHAMPAIGN COUNTY, ILLINOIS, RECORDED AS DOCUMENT 2014R00534, IN THE OFFICE OF THE CHAMPAIGN COUNTY RECORDER.

2. Further, the Managing Director is directed to cause to be mailed to all owners of parcels of 5 acres or more within such tracts, a written notice containing the same information as is contained in the Notice which is in the newspaper notice.

This Resolution is hereby passed by the affirmative vote, the "Ayes" and "Nays" being called, of a majority of the members of the Board of Trustees of the Champaign-Urbana Mass Transit District at a duly called regular meeting of the said Board of Trustees on the 30th day of August, 2017.

"Ayes" \_\_\_\_\_

"Nays" \_\_\_\_\_

CHAMPAIGN-URBANA MASS TRANSIT  
DISTRICT,

BY: \_\_\_\_\_  
Bradley Diel, Chair

APPROVED by the Board of Trustees of the Champaign-Urbana Mass Transit District

this 30th day of August, 2017.

CHAMPAIGN-URBANA MASS  
TRANSIT DISTRICT,

BY: \_\_\_\_\_  
Jack Waaler, Secretary