



**CHAMPAIGN-URBANA MASS TRANSIT DISTRICT BOARD MEETING AGENDA**

Wednesday, February 26, 2025 – 3:00 pm

Illinois Terminal, North Banquet Rm, 4<sup>th</sup> Floor  
45 East University Avenue, Champaign

**Board of Trustees:**

Dick Barnes – Chair  
Paul Debevec  
Tomas Delgado  
Phil Fiscella

George Friedman  
Alan Nudo – Vice Chair  
Sharif Ullah

**Advisory Board:**

Averhy Sanborn  
Jamie Singson  
Christopher Walton

1. Call to Order
2. Roll Call
3. Approval of Agenda
4. Audience Participation
5. Approval of Minutes
  - A. Board Meeting (Open Session) – January 29, 2025
6. Communications
7. Reports
  - A. Managing Director
    - 1) Operating Notes 5-7
    - 2) Ridership Data 8-9
    - 3) Route Performance 10-13
    - 4) District Operating Revenue/Expenses 14
    - 5) Statistical Summary 15
    - 6) January 2025 Financial Reports Memo 16
    - 7) Comparative History 17-27
    - 8) Accounts Payable/Check Disbursements 28-34
    - 9) Bank & Investment Balances 35
  - B. Disadvantaged Business Enterprise (DBE) Program Presentation
  - C. Committees of the Whole- Chair and Vice-Chair Assignments
    - 1) Administration
    - 2) Facilities
    - 3) Service Delivery
8. Action Items
  - A. MTD Board of Trustees Regular Meeting Schedule for Calendar Year 2025 36
  - B. Resolution 2025-2 – Setting a Public Hearing for an Annexation in Boulder Ridge Subdivision, Champaign 37-39
  - C. Resolution 2025-3 – Setting a Public Hearing for an Annexation in Northwest of I57, Champaign 40-46

*Champaign-Urbana Mass Transit District strives to provide an environment welcoming to all persons regardless of disability, race, gender, or religion. Please call Katie Good at 217.384.8188 to request special accommodations at least 2 business days in advance.*

- D. Approval of Bus Procurement Purchase Order
- E. Harassment Policy Update

47-94  
95-100

9. Next Meeting

- A. South Ridge Subdivision Annexation Public Hearing– Tuesday, March 18, 2025 – at First Baptist Church, 3311 South Philo Road, Urbana
- B. Regular Board of Trustees Meeting – Wednesday, March 26, 2025 – 3:00 pm – at Illinois Terminal, 45 East University Avenue, Champaign

10. Adjourn into Closed Session to Consider the Employment, Compensation, Discipline, Performance or Dismissal of a Public Official followed by Adjournment



# Champaign-Urbana Mass Transit District (MTD) Board of Trustees Meeting

## MINUTES – SUBJECT TO REVIEW AND APPROVAL

**DATE:** Wednesday, January 29, 2025  
**TIME:** 3:00 pm  
**PLACE:** Illinois Terminal, 45 East University Avenue, Champaign, IL

The video of this meeting can be found at:  
<https://www.youtube.com/CUMTD>

### Trustees:

| Present         | Absent |
|-----------------|--------|
| Dick Barnes     |        |
| Tomas Delgado   |        |
| Paul Debevec    |        |
| Phil Fiscella   |        |
| George Friedman |        |
| Alan Nudo       |        |
| Sharif Ullah    |        |

### Advisory Board:

| Present       | Absent             |
|---------------|--------------------|
|               | Averhy Sanborn     |
| Jamie Singson |                    |
|               | Christopher Walton |

**MTD Staff:** Amy Snyder (Deputy Managing Director), Katie Good (Executive Assistant and Clerk), Michelle Wright (Finance Director), Jay Rank (Operations Director), Drew Bargmann (Customer Service Director), Brendan Sennett (Safety and Training Director), Josh Berbaum (Maintenance and Facilities Director), Ashlee McLaughlin (External Affairs Director), and Alyx Parker (MTD Attorney)

### Others Present:

## MINUTES

### 1. Call to Order

Chair Barnes called the meeting to order at 3:00 pm.

### 2. Roll Call

Present (7) – Barnes, Debevec, Delgado, Fiscella, Friedman, Nudo, Ullah

Absent (0) –

The Clerk declared that a quorum was present.

### 3. Approval of Agenda

MOTION by Mr. Fiscella to strike the Closed Session to Consider the Employment, Compensation, Discipline, Performance, or Dismissal of a Public Official followed by Adjournment from the distributed agenda for January 29, 2025; seconded by Mr. Ullah. Upon vote, the MOTION CARRIED.

1  
2 MOTION by Mr. Fiscella to approve the agenda as amended; seconded by Mr. Friedman. Upon vote, the  
3 MOTION CARRIED.  
4

5 **4. Audience Participation**

6 There was no audience participation.  
7

8 **5. Approval of Minutes**

9 Board Meeting (Open Session)– December 4, 2024  
10

11 MOTION by Mr. Fiscella to approve the open session minutes of the December 4, 2024, MTD Board meeting  
12 as distributed; seconded by Mr. Friedman. Upon vote, the MOTION CARRIED.  
13

14 **6. Communications**

15 None  
16

17 **7. Reports**

18 **A. Managing Director**  
19

20 Ms. Snyder, Deputy Managing Director, announced she will conduct today's report on behalf of Karl Gnadt,  
21 Managing Director. Ms. Snyder noted the Board Packet contains data for both November and December  
22 2024 and stated the verbal report will consist of the December 2024 data.  
23

24 Ms. Snyder reviewed statistics for December 2024. The December 2024 Ridership was up 45.07% from  
25 December 2023. Year to date ridership for December 2024 was up 22.44% compared to December 2023. It  
26 was stated that this substantial growth is trending overall for the fiscal year. MTD ridership levels are just 1%  
27 behind pre-pandemic levels for the first six months of the current fiscal year.  
28

29 December 2024 operating revenue was 2.1% below December 2023. This is attributable to the reduction in  
30 current interest rates. Year to date operating revenue was 1.2% above FY2024. Monthly operating expenses  
31 were up 13.2% from FY2024. It was noted this increase is due to increased wages to preserve MTD as a  
32 competitive employer along with recent bus purchases and the recent purchase of new fare boxes. Year to  
33 date operating expenses were up 6.1% from FY2024. December 2024 operating revenue was \$1,457,772  
34 above budget and operating expenses were \$2,076,362 below budget.  
35

36 Ms. Snyder noted December and January brought adverse winter weather including, snow, extreme  
37 temperatures, and strong winds. MTD employees across departments, including Operations, Maintenance,  
38 and Illinois Terminal, ensured the community had access to the daily service they are accustomed to despite  
39 the unfavorable weather conditions.  
40

41 **B. FY2024 Audit Follow Up**  
42

43 Ms. Snyder was joined by Finance Director, Michelle Wright, to provide an update to the FY2024 audit.  
44

45 Ms. Wright explained that no dollar amount changed in the audit report. The item *Direct Awards: Community*  
46 *Project Funding Congressionally Directed Spending Grant* was initially listed in the audit report with an  
47 incorrect listing number. The listing number has been corrected in the now updated Single Audit Report. Ms.  
48 Wright noted there were no changes or updates required with the Financial Audit.  
49

50 **8. Action Items**

51 **A. Election of Officers for One-Year Term – Chair and Vice- Chair**  
52

53 Mr. Barnes stated that according to MTD By-Laws, the Chair and Vice-Chair positions are elected from  
54 the Board of Trustees for a one-year term at the first regularly scheduled Board meeting after January  
55 1st. As previously approved by the Board, Katie Good is the Secretary to the Board and Amy Snyder,  
56 Deputy Managing Director, is the Treasurer. These terms are indefinite until the Board takes action to  
57 the contrary. Mr. Barnes opened the floor for nominations for Chair.

1  
2 Mr. Friedman nominated Dick Barnes for the Chair of the Champaign-Urbana Mass Transit District  
3 Board of Trustees. This was seconded by Mr. Fiscella. As there were no additional nominations for  
4 Board Chair, Mr. Barnes closed the nominations.

5  
6 Roll Call:

7 Aye (7) – Debevec, Delgado, Fiscella, Friedman, Nudo, Ullah, Barnes

8 Nay (0)

9 Abstain (0)

10 Dick Barnes was elected Chair of the Champaign-Urbana Mass Transit District Board of Trustees.

11  
12 Mr. Barnes opened the floor for nominations for Vice-Chair. Mr. Fiscella nominated Alan Nudo for the  
13 Vice-Chair of the Champaign-Urbana Mass Transit District Board of Trustees. This was seconded by  
14 Mr. Delgado. As there were no additional nominations for Board Vice-Chair, Mr. Barnes closed the  
15 nominations.

16  
17 Roll Call:

18 Aye (7) – Debevec, Delgado, Fiscella, Friedman, Nudo, Ullah, Barnes

19 Nay (0)

20 Abstain (0)

21 Alan Nudo was elected Vice-Chair of the Champaign-Urbana Mass Transit District Board of Trustees.

22  
23 B. Resolution 2025-1 – Setting a Public Hearing for an Annexation in South Ridge Subdivision,  
24 Urbana

25 MOTION by Mr. Fiscella to approve Resolution 2025-1; seconded by Mr. Friedman.

26  
27 Roll Call:

28 Aye (7) – Debevec, Delgado, Fiscella, Friedman, Nudo, Ullah, Barnes

29 Nay (0)

30 Abstain (0)

31 The MOTION CARRIED

32  
33 C. Semi-Annual Review of Closed Minutes

34 MOTION by Mr. Ullah to approve the release of the closed session meeting minutes listed on  
35 “Schedule 1”, maintain confidentiality for the minutes listed on “Schedule 2”, and destroy the  
36 verbatim recordings listed on “Schedule 3”; seconded by Mr. Friedman.

37  
38 Roll Call:

39 Aye (7) – Debevec, Delgado, Fiscella, Friedman, Nudo, Ullah, Barnes

40 Nay (0)

41 Abstain (0)

42 The MOTION CARRIED

43  
44 **9. Next Meeting**

45 A. Regular Board of Trustees Meeting – Wednesday, February 26, 2025– 3:00 pm – at Illinois Terminal,  
46 45 East University Ave, Champaign.

47  
48 **10. Adjournment**

49 MOTION by Mr. Fiscella to adjourn, seconded by Mr. Ullah.


50 Mr. Barnes adjourned the meeting at 3:18 pm.

1  
2  
3  
4  
5  
6  
7  
8  
9  
10  
11  
12  
13  
14

\_\_\_\_\_  
Clerk

Approved:

\_\_\_\_\_  
Board of Trustees, Chair



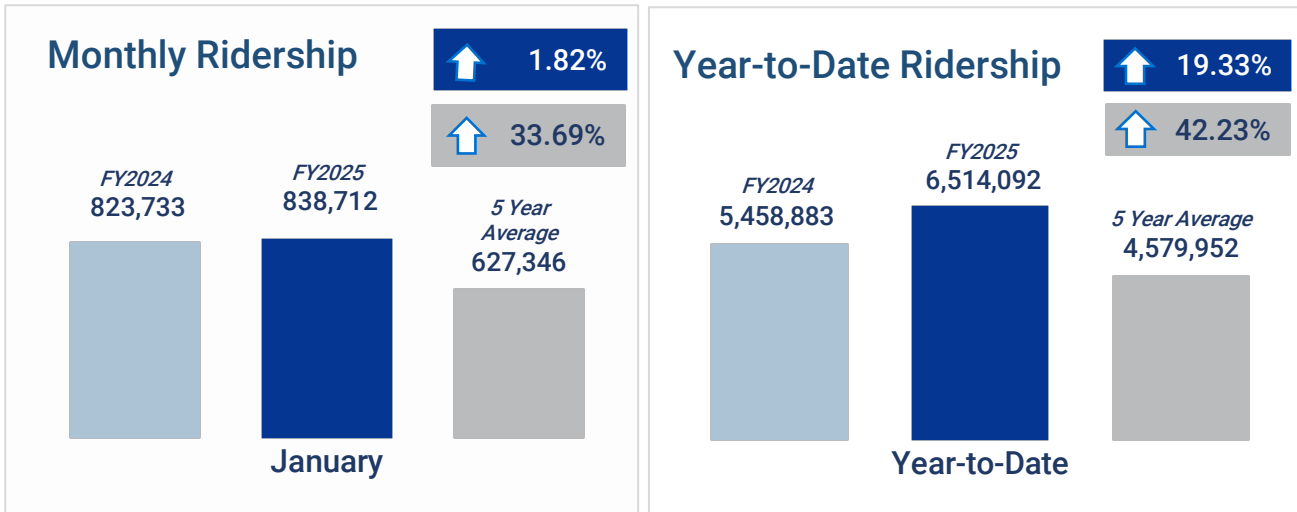
**MTD MISSION**      Leading the way to greater mobility

**MTD VISION**      MTD goes beyond traditional boundaries to promote excellence in transportation.

## MTD MANAGING DIRECTOR OPERATING NOTES

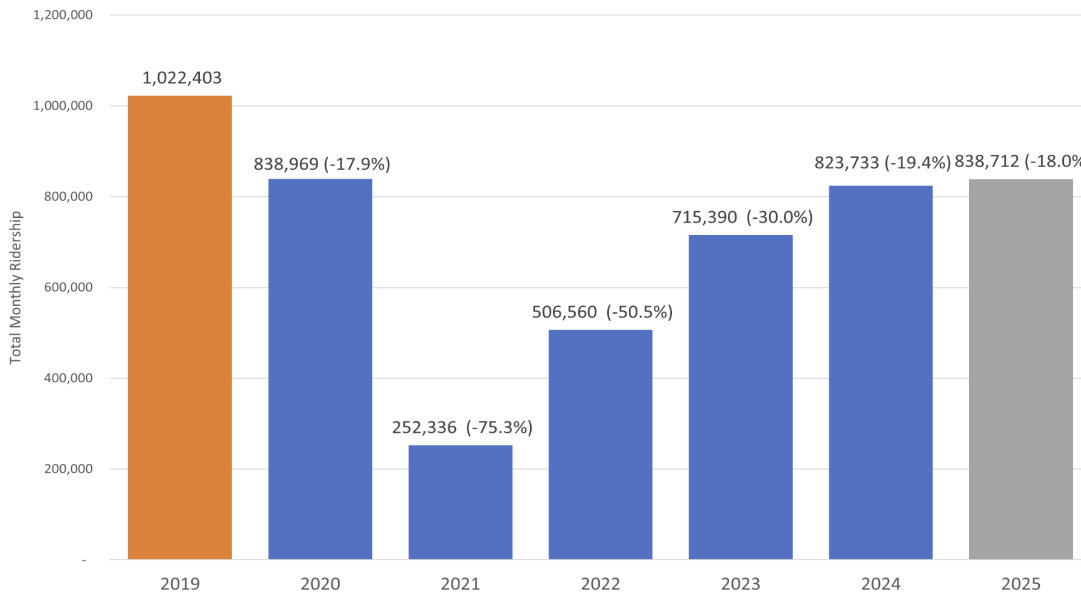
### February 2025

#### RIDERSHIP

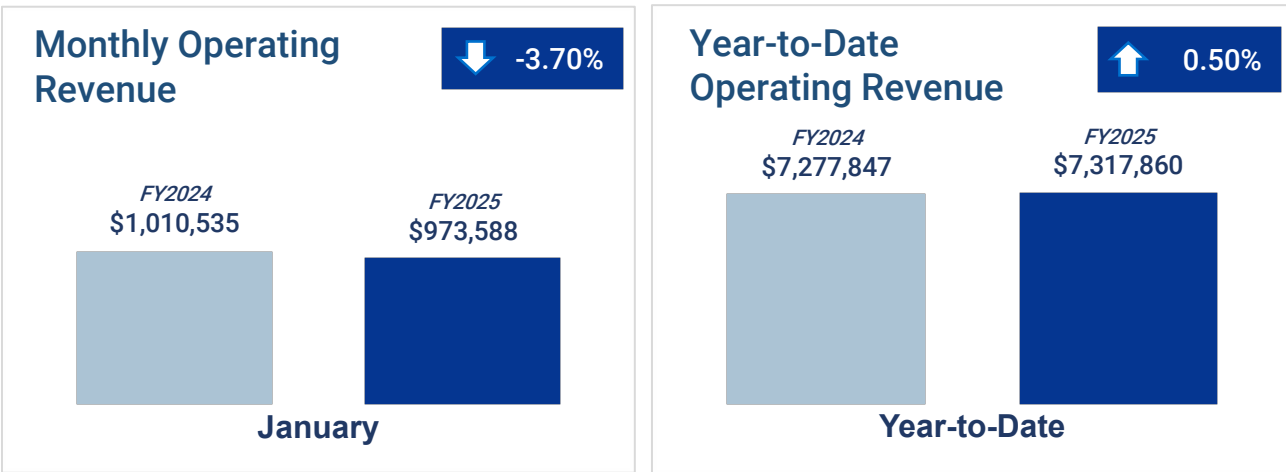


January total ridership was 838,712 - a 1.8% increase compared to last January. The FYTD ridership was 6,514,092, reflecting 19.3% growth. There were 22 total weekdays, four Saturdays and four Sundays, however there were three fewer UI weekdays, one fewer UI Saturday, and one fewer UI Sunday. The reduced number of UI days can explain the modest growth compared to last year. It is also noteworthy that there were two more Champaign school days and two fewer Urbana school days compared to last January.

January Ridership by Year

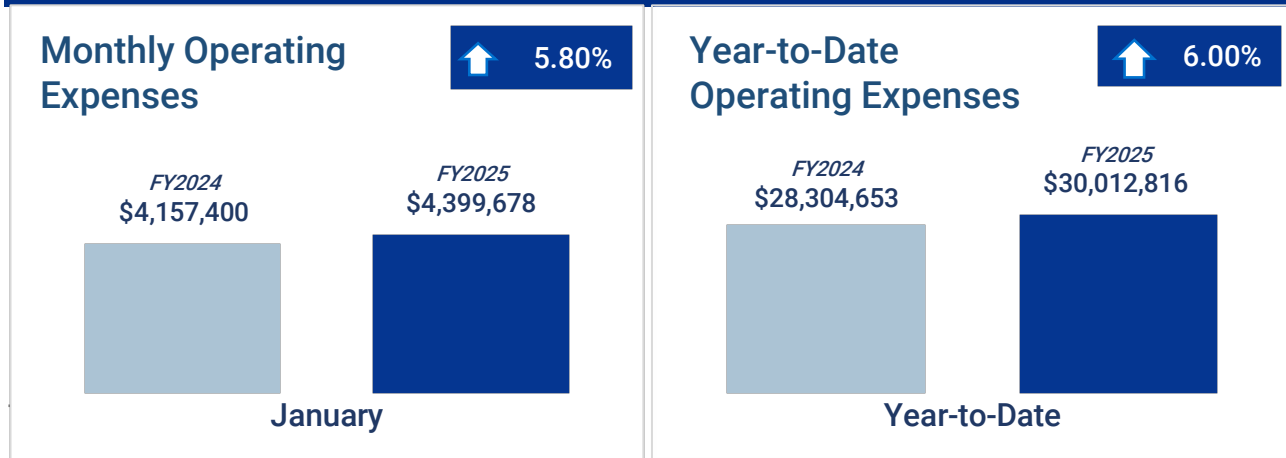


## OPERATING REVENUE



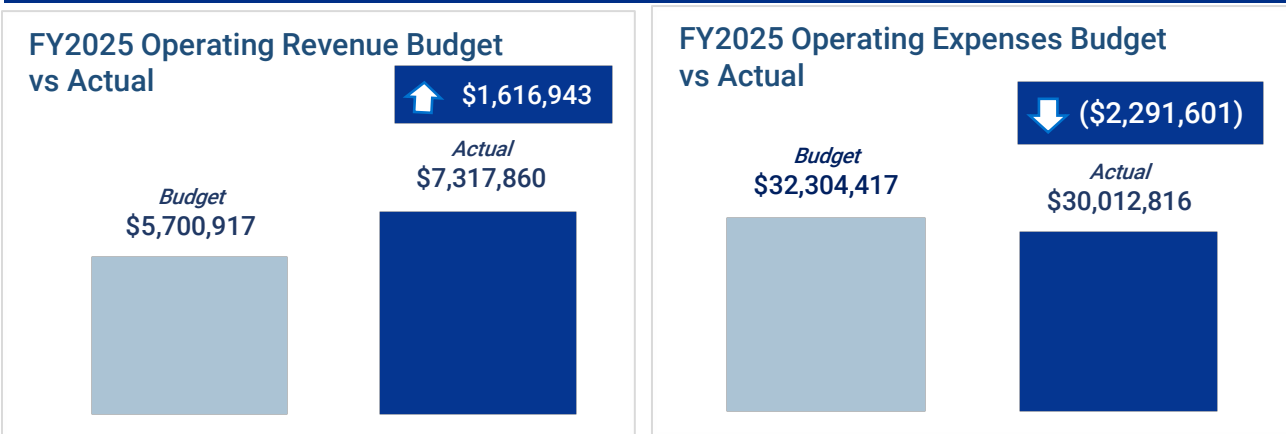
January 2025 operating revenue was 3.70% below January 2024. Year-to-date operating revenue was 0.50% above FY2024. The month over month decrease is due to a reduction in investment income as a result of falling interest rates.

## OPERATING EXPENSES



January 2025 operating expenses were 5.80% above January 2024. Year-to-date operating expenses were 6.00% above FY2024.

## YEAR-TO-DATE REVENUE & EXPENSES



Year-to-date operating revenues were \$1,616,943 above budget while operating expenses were \$2,291,601 below budget.



## MANAGING DIRECTOR'S NOTES

- 1) In 2006, MTD held an App Challenge where we solicited app developers to develop a transit app using our real-time data feed. We received dozens of entrants and had a celebrity panel judge the apps. Cash prizes were awarded to the top three app developers. Having apps developed out-of-house allowed our users to have a rich choice of apps to use while keeping us from having to maintain and trouble-shoot the apps. Almost 20 years later, we've decided to take a different approach and selected a world-wide, professional app to be MTD's official app.

The hard launch of MTD's partnership with the Transit app took place on Tuesday, January 21. Communications went out via our website, social media, and through a press release on Monday, January 20 at noon.

Some text from our website article: "Beginning Tuesday, January 21, all MTD passengers will be upgraded to Transit Royale, the premium subscription in the Transit app. Along with this complimentary upgrade, passengers will have access to additional features, custom branding, new customization options, and complete access to the app across more than 300 supported cities worldwide. MTD's current passenger information resources, including real-time departure information, trip planning, and at-the-stop displays will all remain the same. This partnership with the Transit app simply offers more."

The Staff at Transit app emailed on Wednesday, January 22 that they had already seen a 2,000% increase in downloads in one day. Normally, our area sees about 20 downloads of the app each day but yesterday they saw almost 120.

Our Marketing Staff's QR code and short URL has tracked over 200 scans and navigations since the launch of the materials.

- 
- 2) MTD has been on the front lines of protecting our community and its citizens. All of its citizens. As current a member of the Champaign County Continuum of Service Providers to the Homeless (CSPH), MTD has been involved in the discussions and development of innovative ideas to care for the homeless in winter weather for over two years.

Winter hit with a vengeance this year, bringing the coldest temperatures Champaign County has experienced in a while. MTD's participation in the CSPH Homeless Shelter and Outreach Committee allowed the District be a part of the development of additional overnight housing for the homeless from December 2024 through March 2025, to supplement the work being done by Strides Shelter. Though not able to provide everyday door-to-door service due to Federal Transit Administration Charter regulations, MTD worked with the committee to explain the best use of existing routes from Strides to the overflow facility. MTD was also able to respond and transport overflow patrons from Strides to other emergency warming facilities in the coldest parts of the winter thus far. Due to extensive planning, Strides was able to make a simple phone call to MTD and secure emergency transportation to a warm night for patrons who would have otherwise been outside in sub-zero temperatures. MTD was able to pick up and drop off the Strides overflow in a matter of 15 minutes, then return to providing backup service to keep passengers from having to wait at bus stops in that same cold weather.

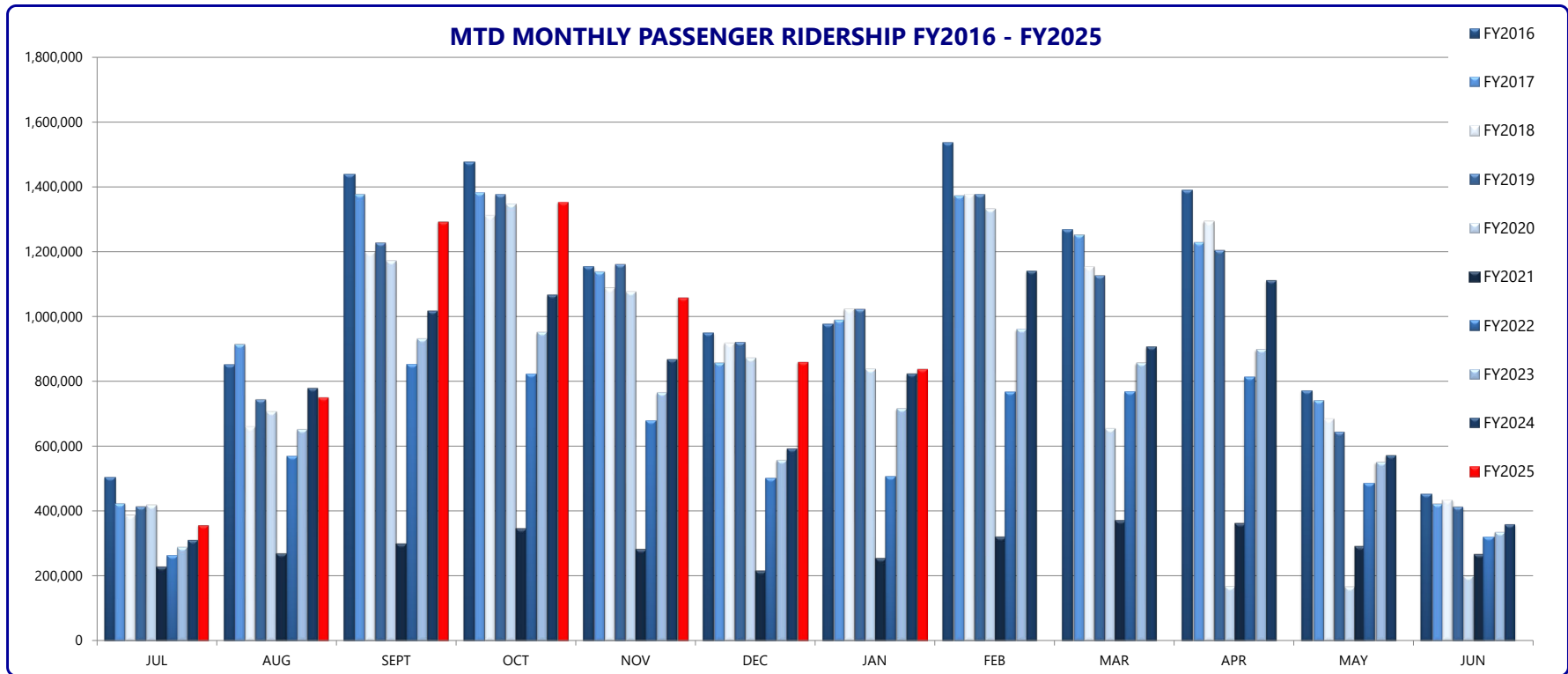
---

## Champaign-Urbana Mass Transit District

### Fiscal-Year-to-Date Ridership Comparison

|                                       | <b>Jan-25</b>  | <b>Jan-24</b>  | <b>% Change</b> | <b>FY25 YTD</b>  | <b>FY24 YTD</b>  | <b>% Change</b> |
|---------------------------------------|----------------|----------------|-----------------|------------------|------------------|-----------------|
| Adult Rides                           | 18,364         | 17,573         | 4.5%            | 141,857          | 133,448          | 6.3%            |
| School Rides                          | 33,184         | 32,090         | 3.4%            | 217,110          | 208,453          | 4.2%            |
| DASH/Senior - E & D Rides             | 26,260         | 27,409         | -4.2%           | 224,494          | 227,868          | -1.5%           |
| U of I Faculty/Staff Rides            | 17,234         | 20,389         | -15.5%          | 149,085          | 158,819          | -6.1%           |
| Annual Pass                           | 45,327         | 40,177         | 12.8%           | 318,881          | 277,994          | 14.7%           |
| U of I Student Rides                  | 673,167        | 654,884        | 2.8%            | 5,237,953        | 4,223,231        | 24.0%           |
| All Day Pass                          | 163            | 148            | 10.1%           | 2,282            | 1,778            | 28.3%           |
| Transfers                             | 5,937          | 6,237          | -4.8%           | 45,983           | 46,642           | -1.4%           |
| Saferides                             | 2,648          | 3,017          | -12.2%          | 20,262           | 17,014           | 19.1%           |
| West Connect                          | 135            | 121            | 11.6%           | 1,380            | 392              | 252.0%          |
| Northeast Connect                     | 649            | -              | -               | 3,770            | -                | -               |
| Monthly Pass                          | 6,698          | 8224           | -18.6%          | 84,159           | 66,093           | 27.3%           |
| Veterans Pass                         | 2,511          | 2,676          | -6.2%           | 19,762           | 18,276           | 8.1%            |
| <b>Total Unlinked Passenger Rides</b> | <b>832,277</b> | <b>812,945</b> | <b>2.4%</b>     | <b>6,466,978</b> | <b>5,380,008</b> | <b>20.2%</b>    |
| ADA Rides                             | 6,435          | 10,788         | -40.4%          | 47,114           | 78,875           | -40.3%          |
| <b>TOTAL</b>                          | <b>838,712</b> | <b>823,733</b> | <b>1.8%</b>     | <b>6,514,092</b> | <b>5,458,883</b> | <b>19.3%</b>    |

|              | FY2016            | FY2017            | FY2018            | FY2019            | FY2020           | FY2021           | FY2022           | FY2023           | FY2024           | FY2025           |
|--------------|-------------------|-------------------|-------------------|-------------------|------------------|------------------|------------------|------------------|------------------|------------------|
| JUL          | 503,481           | 424,915           | 389,398           | 415,476           | 420,729          | 226,004          | 260,815          | 290,301          | 312,024          | 358,985          |
| AUG          | 851,098           | 914,496           | 661,178           | 743,728           | 708,465          | 266,497          | 567,618          | 651,458          | 779,102          | 751,627          |
| SEPT         | 1,439,491         | 1,375,803         | 1,197,928         | 1,226,527         | 1,172,335        | 297,090          | 850,842          | 929,906          | 1,016,696        | 1,292,319        |
| OCT          | 1,478,275         | 1,380,990         | 1,310,380         | 1,375,516         | 1,346,402        | 343,765          | 822,915          | 949,844          | 1,066,132        | 1,352,825        |
| NOV          | 1,153,897         | 1,137,573         | 1,087,343         | 1,160,184         | 1,076,993        | 279,977          | 678,231          | 764,340          | 867,837          | 1,058,866        |
| DEC          | 949,030           | 857,837           | 917,782           | 920,718           | 873,429          | 214,183          | 501,741          | 556,970          | 593,359          | 860,758          |
| JAN          | 977,223           | 989,700           | 1,022,713         | 1,022,403         | 838,969          | 252,336          | 506,560          | 715,390          | 823,733          | 838,712          |
| FEB          | 1,537,540         | 1,371,778         | 1,375,553         | 1,375,560         | 1,331,716        | 318,071          | 766,403          | 959,122          | 1,139,297        |                  |
| MAR          | 1,266,676         | 1,251,352         | 1,153,015         | 1,125,644         | 656,224          | 368,540          | 766,766          | 855,518          | 906,789          |                  |
| APR          | 1,391,286         | 1,228,127         | 1,292,424         | 1,203,603         | 169,747          | 360,134          | 813,280          | 897,373          | 1,110,573        |                  |
| MAY          | 770,860           | 742,253           | 684,678           | 645,383           | 168,484          | 289,030          | 485,172          | 550,987          | 572,703          |                  |
| JUN          | 451,663           | 424,219           | 435,993           | 414,421           | 201,092          | 264,733          | 317,937          | 336,835          | 360,245          |                  |
| <b>TOTAL</b> | <b>12,770,520</b> | <b>12,099,043</b> | <b>11,528,385</b> | <b>11,629,163</b> | <b>8,964,585</b> | <b>3,480,360</b> | <b>7,338,280</b> | <b>8,458,044</b> | <b>9,548,490</b> | <b>6,514,092</b> |



# Champaign-Urbana Mass Transit District

February 09, 2024

## Route Performance Report

January 2024

Weekdays

|                                      | Passengers     | Revenue Hours    | Passengers Per Revenue Hour | Revenue Hour Performance Comparison + | Revenue Miles     | Passengers Per Revenue Mile | Revenue Mile Performance Comparison + |
|--------------------------------------|----------------|------------------|-----------------------------|---------------------------------------|-------------------|-----------------------------|---------------------------------------|
| <b>Daytime Campus Fixed Route</b>    | <b>317,737</b> | <b>3,258.20</b>  | <b>97.52</b>                |                                       | <b>35,146.24</b>  | <b>9.04</b>                 |                                       |
| 1 Yellow Hopper                      | 26,499         | 242.67           | 109.20                      | 1.12                                  | 2,326.38          | 11.39                       | 1.26                                  |
| 10 Gold Hopper                       | 11,955         | 180.77           | 66.13                       | 0.68                                  | 2,275.84          | 5.25                        | 0.58                                  |
| 12 Teal                              | 66,488         | 729.30           | 91.17                       | 0.93                                  | 7,712.89          | 8.62                        | 0.95                                  |
| 13 Silver                            | 51,996         | 427.23           | 121.70                      | 1.25                                  | 5,002.31          | 10.39                       | 1.15                                  |
| 21 Raven                             | 7,810          | 209.77           | 37.23                       | 0.38                                  | 2,202.38          | 3.55                        | 0.39                                  |
| 22 Illini                            | 134,731        | 1,042.77         | 129.21                      | 1.32                                  | 10,632.74         | 12.67                       | 1.40                                  |
| 24 Link                              | 18,258         | 425.70           | 42.89                       | 0.44                                  | 4,993.71          | 3.66                        | 0.40                                  |
| <b>Daytime Community Fixed Route</b> | <b>314,844</b> | <b>10,800.39</b> | <b>29.15</b>                |                                       | <b>147,830.50</b> | <b>2.13</b>                 |                                       |
| 1 Yellow                             | 41,949         | 1,143.74         | 36.68                       | 1.26                                  | 14,942.36         | 2.81                        | 1.32                                  |
| 2 Red                                | 31,516         | 1,096.47         | 28.74                       | 0.99                                  | 14,454.19         | 2.18                        | 1.02                                  |
| 3 Lavender                           | 15,194         | 627.14           | 24.23                       | 0.83                                  | 8,484.39          | 1.79                        | 0.84                                  |
| 4 Blue                               | 18,892         | 545.42           | 34.64                       | 1.19                                  | 6,760.37          | 2.79                        | 1.31                                  |
| 5 Green                              | 49,008         | 1,247.42         | 39.29                       | 1.35                                  | 16,167.40         | 3.03                        | 1.42                                  |
| 5 Green Express                      | 10,467         | 312.20           | 33.53                       | 1.15                                  | 4,711.11          | 2.22                        | 1.04                                  |
| 5 Green Hopper                       | 26,149         | 573.18           | 45.62                       | 1.56                                  | 7,585.75          | 3.45                        | 1.62                                  |
| 6 Orange                             | 13,415         | 750.58           | 17.87                       | 0.61                                  | 9,629.93          | 1.39                        | 0.65                                  |
| 6 Orange Hopper                      | 6,462          | 284.77           | 22.69                       | 0.78                                  | 3,346.11          | 1.93                        | 0.91                                  |
| 7 Grey                               | 22,492         | 993.01           | 22.65                       | 0.78                                  | 13,578.93         | 1.66                        | 0.78                                  |
| 8 Bronze                             | 7,743          | 320.48           | 24.16                       | 0.83                                  | 4,705.47          | 1.65                        | 0.77                                  |
| 9 Brown                              | 28,877         | 1,221.24         | 23.65                       | 0.81                                  | 16,985.00         | 1.70                        | 0.80                                  |
| 10 Gold                              | 33,779         | 979.03           | 34.50                       | 1.18                                  | 13,588.38         | 2.49                        | 1.17                                  |
| 11 Ruby                              | 251            | 119.32           | 2.10                        | 0.07                                  | 2,270.63          | 0.11                        | 0.05                                  |
| 14 Navy                              | 3,398          | 221.87           | 15.32                       | 0.53                                  | 4,250.28          | 0.80                        | 0.38                                  |
| 16 Pink                              | 5,252          | 364.54           | 14.41                       | 0.49                                  | 6,370.21          | 0.82                        | 0.39                                  |

\* The Percent of Group Ridership shows how the ridership for the route compares to the group  
 + Performance Comparison shows each Route's Passengers Per Revenue Hour or Mile compared to the Route Group's average  
 Routes that are continually above 1.5 or below 0.5 may need to be examined as they are not performing within the Group Standards.

|                                      | Passengers     | Revenue Hours    | Passengers Per Revenue Hour | Revenue Hour Performance Comparison + | Revenue Miles     | Passengers Per Revenue Mile | Revenue Mile Performance Comparison + |
|--------------------------------------|----------------|------------------|-----------------------------|---------------------------------------|-------------------|-----------------------------|---------------------------------------|
| <b>Evening Campus Fixed Route</b>    | <b>47,616</b>  | <b>772.80</b>    | <b>61.61</b>                |                                       | <b>9,110.97</b>   | <b>5.23</b>                 |                                       |
| 120 Teal                             | 12,546         | 261.92           | 47.90                       | 0.78                                  | 3,058.82          | 4.10                        | 0.78                                  |
| 130 Silver                           | 4,008          | 87.62            | 45.74                       | 0.74                                  | 1,048.13          | 3.82                        | 0.73                                  |
| 130 Silver Limited                   | 446            | 43.20            | 10.32                       | 0.17                                  | 501.52            | 0.89                        | 0.17                                  |
| 220 Illini                           | 29,655         | 299.07           | 99.16                       | 1.61                                  | 3,586.79          | 8.27                        | 1.58                                  |
| 220 Illini Limited                   | 961            | 81.00            | 11.86                       | 0.19                                  | 915.71            | 1.05                        | 0.20                                  |
| <b>Evening Community Fixed Route</b> | <b>33,190</b>  | <b>1,511.32</b>  | <b>21.96</b>                |                                       | <b>21,624.20</b>  | <b>1.53</b>                 |                                       |
| 50 Green                             | 11,580         | 414.52           | 27.94                       | 1.27                                  | 5,878.85          | 1.97                        | 1.28                                  |
| 50 Green Hopper                      | 5,952          | 166.83           | 35.68                       | 1.62                                  | 2,240.40          | 2.66                        | 1.73                                  |
| 70 Grey                              | 3,649          | 267.03           | 13.66                       | 0.62                                  | 3,795.80          | 0.96                        | 0.63                                  |
| 100 Yellow                           | 10,525         | 498.12           | 21.13                       | 0.96                                  | 6,699.16          | 1.57                        | 1.02                                  |
| 110 Ruby                             | 996            | 80.48            | 12.38                       | 0.56                                  | 1,316.72          | 0.76                        | 0.49                                  |
| 180 Lime                             | 488            | 84.33            | 5.79                        | 0.26                                  | 1,693.27          | 0.29                        | 0.19                                  |
| <b>Total</b>                         | <b>713,387</b> | <b>16,342.71</b> | <b>43.65</b>                |                                       | <b>213,711.92</b> | <b>3.34</b>                 |                                       |

\* The Percent of Group Ridership shows how the ridership for the route compares to the group  
+ Performance Comparison shows each Route's Passengers Per Revenue Hour or Mile compared to the Route Group's average  
Routes that are continually above 1.5 or below 0.5 may need to be examined as they are not performing within the Group Standards.

Route Performance Report

January 2024

Weekends

|                                      | Passengers    | Revenue Hours | Passengers Per Revenue Hour | Revenue Hour Performance Comparison + | Revenue Miles    | Passengers Per Revenue Mile | Revenue Mile Performance Comparison + |
|--------------------------------------|---------------|---------------|-----------------------------|---------------------------------------|------------------|-----------------------------|---------------------------------------|
| <b>Saturday Daytime Campus Fixed</b> | <b>15,021</b> | <b>230.50</b> | <b>65.17</b>                |                                       | <b>2,594.35</b>  | <b>5.79</b>                 |                                       |
| 120 Teal                             | 5,609         | 94.85         | 59.14                       | 0.91                                  | 1,032.54         | 5.43                        | 0.94                                  |
| 130 Silver                           | 3,985         | 57.00         | 69.91                       | 1.07                                  | 675.06           | 5.90                        | 1.02                                  |
| 220 Illini                           | 5,427         | 78.65         | 69.00                       | 1.06                                  | 886.74           | 6.12                        | 1.06                                  |
| <b>Saturday Daytime Community</b>    | <b>21,265</b> | <b>803.34</b> | <b>26.47</b>                |                                       | <b>11,278.71</b> | <b>1.89</b>                 |                                       |
| 20 Red                               | 2,503         | 99.93         | 25.05                       | 0.95                                  | 1,308.02         | 1.91                        | 1.01                                  |
| 30 Lavender                          | 1,494         | 87.13         | 17.15                       | 0.65                                  | 1,342.41         | 1.11                        | 0.59                                  |
| 50 Green                             | 6,555         | 150.75        | 43.48                       | 1.64                                  | 1,955.16         | 3.35                        | 1.78                                  |
| 70 Grey                              | 3,462         | 158.68        | 21.82                       | 0.82                                  | 2,129.64         | 1.63                        | 0.86                                  |
| 100 Yellow                           | 6,259         | 180.67        | 34.64                       | 1.31                                  | 2,390.27         | 2.62                        | 1.39                                  |
| 110 Ruby                             | 591           | 42.20         | 14.00                       | 0.53                                  | 723.36           | 0.82                        | 0.43                                  |
| 180 Lime                             | 401           | 83.97         | 4.78                        | 0.18                                  | 1,429.87         | 0.28                        | 0.15                                  |
| <b>Saturday Evening Campus Fixed</b> | <b>12,750</b> | <b>177.05</b> | <b>72.01</b>                |                                       | <b>2,053.26</b>  | <b>6.21</b>                 |                                       |
| 120 Teal                             | 2,516         | 48.93         | 51.42                       | 0.71                                  | 536.19           | 4.69                        | 0.76                                  |
| 130 Silver                           | 1,483         | 41.65         | 35.61                       | 0.49                                  | 491.06           | 3.02                        | 0.49                                  |
| 220 Illini                           | 8,751         | 86.47         | 101.21                      | 1.41                                  | 1,026.00         | 8.53                        | 1.37                                  |
| <b>Saturday Evening Community</b>    | <b>7,882</b>  | <b>327.00</b> | <b>24.10</b>                |                                       | <b>4,533.20</b>  | <b>1.74</b>                 |                                       |
| 50 Green                             | 2,785         | 77.30         | 36.03                       | 1.49                                  | 1,063.01         | 2.62                        | 1.51                                  |
| 50 Green Hopper                      | 1,930         | 40.57         | 47.58                       | 1.97                                  | 523.55           | 3.69                        | 2.12                                  |
| 70 Grey                              | 645           | 53.27         | 12.11                       | 0.50                                  | 727.15           | 0.89                        | 0.51                                  |
| 100 Yellow                           | 2,357         | 113.20        | 20.82                       | 0.86                                  | 1,484.91         | 1.59                        | 0.91                                  |
| 110 Ruby                             | 89            | 12.53         | 7.10                        | 0.29                                  | 217.59           | 0.41                        | 0.24                                  |
| 180 Lime                             | 76            | 30.13         | 2.52                        | 0.10                                  | 516.98           | 0.15                        | 0.08                                  |

\* The Percent of Group Ridership shows how the ridership for the route compares to the group  
 + Performance Comparison shows each Route's Passengers Per Revenue Hour or Mile compared to the Route Group's average  
 Routes that are continually above 1.5 or below 0.5 may need to be examined as they are not performing within the Group Standards.

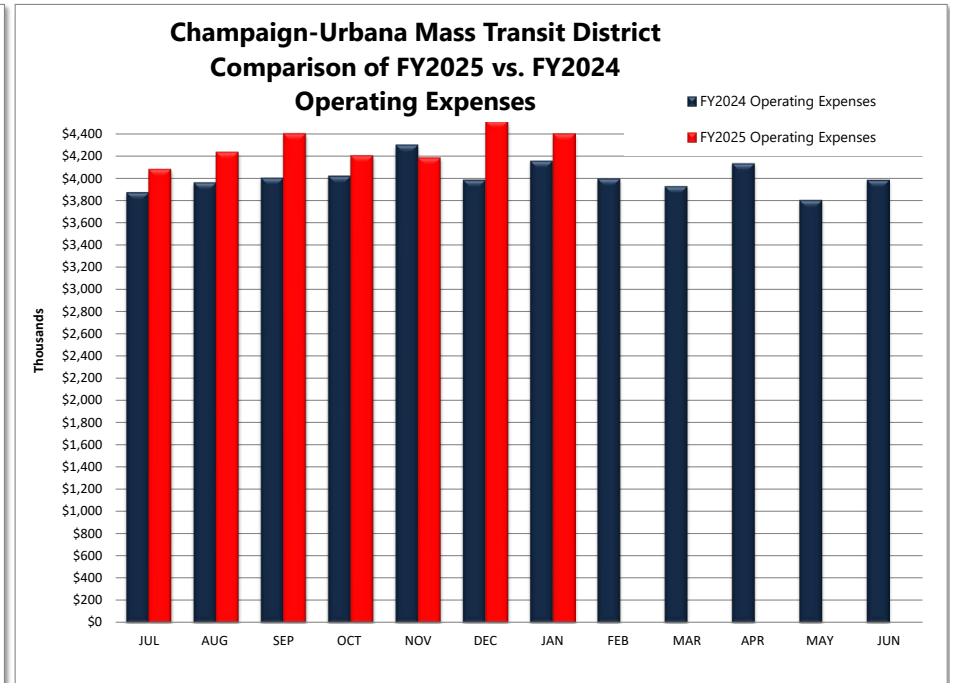
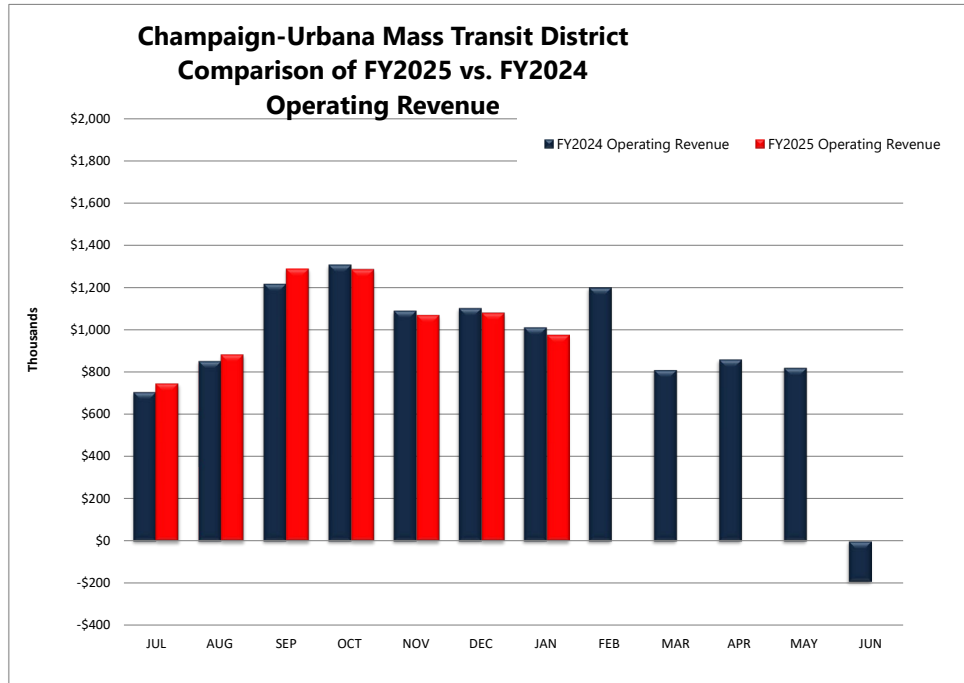
|   | Passengers    | Revenue Hours   | Passengers Per Revenue Hour | Revenue Hour Performance Comparison + | Revenue Miles    | Passengers Per Revenue Mile | Revenue Mile Performance Comparison + |
|---|---------------|-----------------|-----------------------------|---------------------------------------|------------------|-----------------------------|---------------------------------------|
| <b>Sunday Daytime Campus Fixed Route</b>    | <b>12,701</b> | <b>153.73</b>   | <b>82.62</b>                |                                       | <b>1,740.59</b>  | <b>7.30</b>                 |                                       |
| 120 Teal                                    | 4,482         | 52.72           | 85.02                       | 1.03                                  | 576.10           | 7.78                        | 1.07                                  |
| 130 Silver                                  | 3,042         | 34.35           | 88.56                       | 1.07                                  | 409.50           | 7.43                        | 1.02                                  |
| 220 Illini                                  | 5,177         | 66.67           | 77.66                       | 0.94                                  | 755.00           | 6.86                        | 0.94                                  |
| <b>Sunday Daytime Community Fixed Route</b> | <b>15,236</b> | <b>544.57</b>   | <b>27.98</b>                |                                       | <b>7,644.79</b>  | <b>1.99</b>                 |                                       |
| 30 Lavender                                 | 1,092         | 72.00           | 15.17                       | 0.54                                  | 1,104.22         | 0.99                        | 0.50                                  |
| 50 Green                                    | 5,903         | 137.03          | 43.08                       | 1.54                                  | 1,774.28         | 3.33                        | 1.67                                  |
| 70 Grey                                     | 2,194         | 137.67          | 15.94                       | 0.57                                  | 1,858.14         | 1.18                        | 0.59                                  |
| 100 Yellow                                  | 5,534         | 135.65          | 40.80                       | 1.46                                  | 1,798.07         | 3.08                        | 1.54                                  |
| 110 Ruby                                    | 368           | 32.07           | 11.48                       | 0.41                                  | 554.84           | 0.66                        | 0.33                                  |
| 180 Lime                                    | 145           | 30.15           | 4.81                        | 0.17                                  | 555.24           | 0.26                        | 0.13                                  |
| <b>Sunday Evening Campus Fixed Route</b>    | <b>9,768</b>  | <b>170.25</b>   | <b>57.37</b>                |                                       | <b>1,988.85</b>  | <b>4.91</b>                 |                                       |
| 120 Teal                                    | 2,379         | 52.35           | 45.44                       | 0.79                                  | 567.63           | 4.19                        | 0.85                                  |
| 130 Silver                                  | 1,047         | 38.85           | 26.95                       | 0.47                                  | 460.62           | 2.27                        | 0.46                                  |
| 220 Illini                                  | 6,342         | 79.05           | 80.23                       | 1.40                                  | 960.60           | 6.60                        | 1.34                                  |
| <b>Sunday Evening Community Fixed Route</b> | <b>2,021</b>  | <b>42.50</b>    | <b>47.55</b>                |                                       | <b>572.22</b>    | <b>3.53</b>                 |                                       |
| 50 Green                                    | 1,470         | 21.00           | 70.00                       | 1.47                                  | 273.75           | 5.37                        | 1.52                                  |
| 100 Yellow                                  | 551           | 21.50           | 25.63                       | 0.54                                  | 298.47           | 1.85                        | 0.52                                  |
| <b>Total</b>                                | <b>96,644</b> | <b>2,448.94</b> | <b>39.46</b>                |                                       | <b>32,405.96</b> | <b>2.98</b>                 |                                       |

\* The Percent of Group Ridership shows how the ridership for the route compares to the group  
+ Performance Comparison shows each Route's Passengers Per Revenue Hour or Mile compared to the Route Group's average  
Routes that are continually above 1.5 or below 0.5 may need to be examined as they are not performing within the Group Standards.

**Champaign-Urbana Mass Transit District**  
 Comparison of FY2025 vs FY2024 Revenue and Expenses

February 18, 2025

|                                  | JUL         | AUG         | SEP         | OCT         | NOV         | DEC         | JAN         | FEB         | MAR         | APR         | MAY         | JUN         |
|----------------------------------|-------------|-------------|-------------|-------------|-------------|-------------|-------------|-------------|-------------|-------------|-------------|-------------|
| <b>FY2024 Operating Revenue</b>  | \$704,814   | \$850,761   | \$1,215,727 | \$1,306,237 | \$1,088,989 | \$1,100,784 | \$1,010,535 | \$1,198,236 | \$808,712   | \$858,377   | \$818,629   | -\$190,061  |
| <b>FY2025 Operating Revenue</b>  | \$745,360   | \$881,756   | \$1,286,746 | \$1,284,311 | \$1,068,024 | \$1,078,075 | \$973,588   |             |             |             |             |             |
| <b>FY2024 Operating Expenses</b> | \$3,873,300 | \$3,962,048 | \$4,003,914 | \$4,021,083 | \$4,300,926 | \$3,985,981 | \$4,157,400 | \$3,996,482 | \$3,928,081 | \$4,132,968 | \$3,803,894 | \$3,983,849 |
| <b>FY2025 Operating Expenses</b> | \$4,080,560 | \$4,233,866 | \$4,400,550 | \$4,203,131 | \$4,183,103 | \$4,511,926 | \$4,399,678 |             |             |             |             |             |
| <b>FY2024 Operating Ratio</b>    | 18.20%      | 21.47%      | 30.36%      | 32.48%      | 25.32%      | 27.62%      | 24.31%      | 29.98%      | 20.59%      | 20.77%      | 21.52%      | -4.77%      |
| <b>FY2025 Operating Ratio</b>    | 18.27%      | 20.83%      | 29.24%      | 30.56%      | 25.53%      | 23.89%      | 22.13%      |             |             |             |             |             |





| <b>HOURS</b>                 | Jan 2024  | Jan 2025         | % Change     | FY2024 to Date | FY2025 to Date    | % Change     |
|------------------------------|-----------|------------------|--------------|----------------|-------------------|--------------|
| Passenger Revenue            | 20,769.70 | <b>23,901.10</b> | 15.1%        | 141,380.55     | <b>171,520.73</b> | 21.3%        |
| Vacation/Holiday/Earned Time | 8,531.17  | <b>9,625.21</b>  | 12.8%        | 60,746.37      | <b>54,991.58</b>  | -9.5%        |
| Non-Revenue                  | 8,829.82  | <b>7,540.25</b>  | -14.6%       | 54,450.63      | <b>46,495.97</b>  | -14.6%       |
| <b>TOTAL</b>                 | 38,130.69 | <b>41,066.56</b> | <b>7.70%</b> | 256,577.55     | <b>273,008.28</b> | <b>6.40%</b> |

| <b>REVENUE/EXPENSES</b>                | Jan 2024       | Jan 2025              | % Change | FY2024 to Date  | FY2025 to Date         | % Change |
|--|----------------|-----------------------|----------|-----------------|------------------------|----------|
| Operating Revenue                      | \$1,010,534.55 | <b>\$973,588.29</b>   | -3.7%    | \$7,277,846.97  | <b>\$7,317,859.80</b>  | 0.5%     |
| Operating Expenses                     | \$4,157,400.24 | <b>\$4,399,678.00</b> | 5.8%     | \$28,304,653.19 | <b>\$30,012,815.53</b> | 6.0%     |
| Operating Ratio                        | 24.31%         | <b>22.13%</b>         | -9.0%    | 25.71%          | <b>24.38%</b>          | -5.2%    |
| Passenger Revenue/Revenue Vehicle Hour | \$33.46        | <b>\$30.95</b>        | -7.5%    | \$37.25         | <b>\$31.60</b>         | -15.2%   |

| <b>RIDERSHIP</b>  | Jan 2024 | Jan 2025       | % Change | FY2024 to Date | FY2025 to Date   | % Change |
|-------------------|----------|----------------|----------|----------------|------------------|----------|
| Revenue Passenger | 806,708  | <b>826,340</b> | 2.4%     | 5,333,366      | <b>6,420,488</b> | 20.4%    |
| Transfers         | 6,237    | <b>5,937</b>   | -4.8%    | 46,642         | <b>46,490</b>    | -0.3%    |
| Total Unlinked    | 812,945  | <b>832,277</b> | 2.4%     | 5,380,008      | <b>6,466,978</b> | 20.2%    |
| ADA Riders        | 10,788   | <b>6,435</b>   | -40.4%   | 78,875         | <b>47,114</b>    | -40.3%   |
| Half Fare Cab     | 0        | <b>0</b>       | 0.0%     | 0              | <b>0</b>         | 0.0%     |
| <b>TOTAL</b>      | 823,733  | <b>838,712</b> | 1.82%    | 5,458,883      | <b>6,514,092</b> | 19.33%   |

| <b>PASSENGERS/REVENUE HOUR</b> | Jan 2024 | Jan 2025     | % Change | FY2024 to Date | FY2025 to Date | % Change |
|--------------------------------|----------|--------------|----------|----------------|----------------|----------|
| Hour                           | 39.14    | <b>34.82</b> | -11.0%   | 38.05          | <b>37.70</b>   | -0.9%    |



To: Karl Gnadt, Managing Director/CEO  
 From: Nate Warman, Assistant Finance Director  
 Date: February 26, 2025  
 Subject: January 2025 Financial Reports

**A. Purpose:** The following reports summarize the financial results of MTD for the month ending January 31, 2025:

- Comparative History Report for the months ending January 31, 2025, and January 31, 2024;
- Check and ACH Disbursement Lists for January 2025;
- Bank & Investment Balances and Capital & Operating Balances as of January 31, 2025.

**B. Notes on Major Variances**

| Account Name                               | 1/31/2025      | 1/31/2024      | Variance         | Pg. # | Notes  |
|--|----------------|----------------|------------------|-------|--|
| 4110100000<br>Operating Assistance - State | \$2,848,807.09 | \$2,691,120.26 | \$157,686.83     | 18    | The increase in Operating Assistance – State for January 2025 is due to an increase in eligible operating expenses in January 2025 compared to January 2024. The increase in eligible operating expenses in January 2025 is primarily due to the increase in total labor noted below.  |
| 4130500000<br>Federal Grant Revenue        | \$396,461.80   | \$1,584,090.00 | \$(1,187,658.20) | 18    | The decrease in Federal Grant Revenue for January 2025 is due to earning grant revenue from various federal capital grants mainly for making progress payments on three hybrid buses. In January 2024, various federal grant revenues were earned mainly for making a progress payment for three hydrogen fuel cell buses and progress payments for the 803 air compressor upgrades. |
| 5019999000<br>Total Labor                  | \$2,004,675.61 | \$1,819,738.36 | \$184,937.25     | 20    | The increase in total labor costs for January 2025 compared to January 2024 is mainly due to a 3.75% raise to keep up with the cost of living and increased overtime pay with return to full scheduled service.  |

# Champaign Urbana Mass Transit District Comparative History Report

From Fiscal Year: 2025 Period 7  
Thru Fiscal Year: 2025 Period 7

Division: 00 Champaign Urbana Mass Transit District

As of: 1/31/2025

| Jan-2025  | Jan-2024          | Variance          | Var/Last<br>Var % |   | Jul-2024<br>Jan-2025 | Jul-2023<br>Jan-2024 | Variance          | Var/Last<br>Var % |
|---|-------------------|-------------------|-------------------|---|----------------------|----------------------|-------------------|-------------------|
| <b>4000000000 * * * * R E V E N U E * * * *</b>       |                   |                   |                   |   |                      |                      |                   |                   |
| <b>4000000099 ** TRANSPORTATION REVENUE</b>           |                   |                   |                   |   |                      |                      |                   |                   |
| <b>4010000000 * PASSENGER FARES</b>                   |                   |                   |                   |   |                      |                      |                   |                   |
| 27,727.39   | 29,443.09         | -1,715.70         | -5.83%            | 4010100000 FULL ADULT FARES                           | 218,364.07           | 214,726.16           | 3,637.91          | 1.69%             |
| 119.00  | 193.00            | -74.00            | -38.34%           | 4010300000 STUDENT FARES                              | 3,146.00             | 2,804.00             | 342.00            | 12.20%            |
| -301.00   | -53.00            | -248.00           | 467.92%           | 4010700000 FARE REFUNDS                               | -954.00              | -1,190.00            | 236.00            | -19.83%           |
| 12,521.00   | 11,978.00         | 543.00            | 4.53%             | 4010800000 ANNUAL PASS REVENUE                        | 84,832.00            | 82,406.00            | 2,426.00          | 2.94%             |
| 0.00  | 0.00              | 0.00              | 0.00%             | 4011000000 HALF FARE CAB                              | 0.00                 | 0.00                 | 0.00              | 0.00%             |
| 5,996.00  | 4,845.00          | 1,151.00          | 23.76%            | 4011100000 ADA TICKETS & FARES                        | 41,380.00            | 36,306.50            | 5,073.50          | 13.97%            |
| <b>46,062.39</b>                                      | <b>46,406.09</b>  | <b>-343.70</b>    | <b>-0.74%</b>     | <b>4019900099 * TOTAL PASSENGER FARES</b>             | <b>346,768.07</b>    | <b>335,052.66</b>    | <b>11,715.41</b>  | <b>3.50%</b>      |
| <b>4020000000 * SPECIAL TRANSIT &amp; SCHOOL FARE</b> |                   |                   |                   |   |                      |                      |                   |                   |
| 565,969.07  | 554,254.11        | 11,714.96         | 2.11%             | 4020300000 U OF I CAMPUS SERVICE                      | 4,378,464.14         | 4,309,848.61         | 68,615.53         | 1.59%             |
| 26,200.58   | 28,301.67         | -2,101.09         | -7.42%            | 4020500000 ADA - U I & DSC CONTRACTS                  | 186,513.06           | 198,111.69           | -11,598.63        | -5.85%            |
| 101,557.45  | 84,658.56         | 16,898.89         | 19.96%            | 4030100000 SCHOOL SERVICE FARES                       | 508,075.25           | 423,628.80           | 84,446.45         | 19.93%            |
| <b>693,727.10</b>                                     | <b>667,214.34</b> | <b>26,512.76</b>  | <b>3.97%</b>      | <b>4039999999 * TOTAL SPECIAL TRANSIT &amp; SCHOO</b> | <b>5,073,052.45</b>  | <b>4,931,589.10</b>  | <b>141,463.35</b> | <b>2.87%</b>      |
| <b>4060000000 *AUXILIARY TRANSPORTATION REVE</b>      |                   |                   |                   |   |                      |                      |                   |                   |
| 1,663.48  | 1,964.23          | -300.75           | -15.31%           | 4060100000 I.T. COMMISSIONS                           | 11,889.57            | 11,547.08            | 342.49            | 2.97%             |
| 33,176.88   | 46,217.72         | -13,040.84        | -28.22%           | 4060300000 ADVERTISING REVENUE                        | 344,251.51           | 288,577.02           | 55,674.49         | 19.29%            |
| <b>34,840.36</b>                                      | <b>48,181.95</b>  | <b>-13,341.59</b> | <b>-27.69%</b>    | <b>4069900098 *TOTAL AUXILIARY TRANSPORTATIO</b>      | <b>356,141.08</b>    | <b>300,124.10</b>    | <b>56,016.98</b>  | <b>18.66%</b>     |
| <b>774,629.85</b>                                     | <b>761,802.38</b> | <b>12,827.47</b>  | <b>1.68%</b>      | <b>4069900099 ** TOTAL TRANSPORTATION REVENU</b>      | <b>5,775,961.60</b>  | <b>5,566,765.86</b>  | <b>209,195.74</b> | <b>3.76%</b>      |
| <b>4070000000 ** NON-TRANSPORTATION REVENUE</b>       |                   |                   |                   |   |                      |                      |                   |                   |
| 1,997.53  | 2,354.73          | -357.20           | -15.17%           | 4070100000 SALE OF MAINTENANCE SERVICES               | 13,546.82            | 15,168.08            | -1,621.26         | -10.69%           |
| 0.00  | 0.00              | 0.00              | 0.00%             | 4070200000 RENTAL OF REVENUE VEHICLES                 | 0.00                 | 0.00                 | 0.00              | 0.00%             |
| 13,680.30   | 41,056.40         | -27,376.10        | -66.68%           | 4070300000 BUILDING RENTAL - IL TERMINAL              | 255,800.16           | 276,665.86           | -20,865.70        | -7.54%            |
| 47,830.30   | 18,724.59         | 29,105.71         | 155.44%           | 4070300002 BUILDING RENTAL - 803 & 1101               | 162,805.34           | 152,325.59           | 10,479.75         | 6.88%             |
| 0.00  | 0.00              | 0.00              | 0.00%             | 4070399999 BUILDING RENTAL - GASB 87 CONTR            | 0.00                 | 0.00                 | 0.00              | 0.00%             |
| 132,012.41  | 184,633.27        | -52,620.86        | -28.50%           | 4070400000 INVESTMENT INCOME                          | 1,056,152.17         | 1,233,194.29         | -177,042.12       | -14.36%           |
| 0.00  | 0.00              | 0.00              | 0.00%             | 4070400002 +/- FAIR VALUE OF INVESTMENT               | 0.00                 | 0.00                 | 0.00              | 0.00%             |
| 0.00  | 0.00              | 0.00              | 0.00%             | 4070400003 INTEREST INCOME - LEASES                   | 0.00                 | 0.00                 | 0.00              | 0.00%             |

# Champaign Urbana Mass Transit District Comparative History Report

From Fiscal Year: 2025 Period 7  
Thru Fiscal Year: 2025 Period 7

Division: 00 Champaign Urbana Mass Transit District

As of: 1/31/2025

| Jan-2025   | Jan-2024            | Variance             | Var/Last<br>Var % |   | Jul-2024<br>Jan-2025 | Jul-2023<br>Jan-2024 | Variance            | Var/Last<br>Var % |
|--|---------------------|----------------------|-------------------|---|----------------------|----------------------|---------------------|-------------------|
| 0.00   | 0.00                | 0.00                 | 0.00%             | 4070400004 AMORTIZATION REVENUE                       | 0.00                 | 0.00                 | 0.00                | 0.00%             |
| 41.00  | 5.00                | 36.00                | 720.00%           | 4070800000 OVER OR SHORT                              | 216.19               | 62.25                | 153.94              | 247.29%           |
| 3,000.00   | -504.70             | 3,504.70             | -694.41%          | 4079800000 GAIN ON FIXED ASSET DISPOSAL               | 9,316.00             | 10,216.00            | -900.00             | -8.81%            |
| 396.90   | 2,462.88            | -2,065.98            | -83.88%           | 4079900001 OTHER NON-TRANSPORTATION REV               | 44,061.52            | 23,449.04            | 20,612.48           | 87.90%            |
| <b>198,958.44</b>                                    | <b>248,732.17</b>   | <b>-49,773.73</b>    | <b>-20.01%</b>    | <b>4079900099 ** TOTAL NON-TRANSPORTATION RE</b>      | <b>1,541,898.20</b>  | <b>1,711,081.11</b>  | <b>-169,182.91</b>  | <b>-9.89%</b>     |
| <b>973,588.29</b>                                    | <b>1,010,534.55</b> | <b>-36,946.26</b>    | <b>-3.66%</b>     | <b>4079999999 *** TOTAL TRANS &amp; NON-TRANS REV</b> | <b>7,317,859.80</b>  | <b>7,277,846.97</b>  | <b>40,012.83</b>    | <b>0.55%</b>      |
| <b>4080000000 ** TAX REVENUE</b>                     |                     |                      |                   |   |                      |                      |                     |                   |
| 933,333.00   | 975,000.00          | -41,667.00           | -4.27%            | 4080100000 PROPERTY TAX REVENUE                       | 6,533,331.00         | 6,825,000.00         | -291,669.00         | -4.27%            |
| 0.00   | 0.00                | 0.00                 | 0.00%             | 4080100001 PROPERTY TAX - UNCOLLECTIBLE R             | 0.00                 | 0.00                 | 0.00                | 0.00%             |
| 0.00   | 0.00                | 0.00                 | 0.00%             | 4080600000 REPLACEMENT TAX REVENUE                    | 132,943.06           | 204,867.20           | -71,924.14          | -35.11%           |
| 6,025.00   | 0.00                | 6,025.00             | 100.00%           | 4089900001 MISCELLANEOUS PROPERTY TAXES               | 6,025.00             | 18,075.00            | -12,050.00          | -66.67%           |
| <b>939,358.00</b>                                    | <b>975,000.00</b>   | <b>-35,642.00</b>    | <b>-3.66%</b>     | <b>4089999999 ** TOTAL TAX REVENUE</b>                | <b>6,672,299.06</b>  | <b>7,047,942.20</b>  | <b>-375,643.14</b>  | <b>-5.33%</b>     |
| <b>4110000000 ** STATE GRANTS &amp; REIMBURSEMEN</b> |                     |                      |                   |   |                      |                      |                     |                   |
| 2,848,807.09   | 2,691,120.26        | 157,686.83           | 5.86%             | 4110100000 OPERATING ASSISTANCE - STATE               | 19,401,338.42        | 18,312,806.66        | 1,088,531.76        | 5.94%             |
| 0.00   | 0.00                | 0.00                 | 0.00%             | 4110100001 OPERATING ASSIST - DEBT SERVICE            | 0.00                 | 53,484.03            | -53,484.03          | -100.00%          |
| 0.00   | 0.00                | 0.00                 | 0.00%             | 4111000000 STATE GRANT REVENUE                        | 6,291,562.00         | 0.00                 | 6,291,562.00        | 100.00%           |
| 0.00   | 0.00                | 0.00                 | 0.00%             | 4111000001 STATE GRANT REVENUE - PASS TH              | 0.00                 | 0.00                 | 0.00                | 0.00%             |
| 0.00   | 0.00                | 0.00                 | 0.00%             | 4119900000 STATE REIMBURSEMENTS                       | 0.00                 | 0.00                 | 0.00                | 0.00%             |
| 0.00   | 0.00                | 0.00                 | 0.00%             | 4119900001 STATE REIMB - PASS THRU \$                 | 0.00                 | 0.00                 | 0.00                | 0.00%             |
| <b>2,848,807.09</b>                                  | <b>2,691,120.26</b> | <b>157,686.83</b>    | <b>5.86%</b>      | <b>4119999999 ** TOTAL STATE GRANTS &amp; REIMB</b>   | <b>25,692,900.42</b> | <b>18,366,290.69</b> | <b>7,326,609.73</b> | <b>39.89%</b>     |
| <b>4130000000 ** FEDERAL GRANTS &amp; REIMBURSE</b>  |                     |                      |                   |   |                      |                      |                     |                   |
| 0.00   | 0.00                | 0.00                 | 0.00%             | 4130100000 OPERATING ASSISTANCE - FEDERAL             | 0.00                 | 0.00                 | 0.00                | 0.00%             |
| 396,431.80   | 1,584,090.00        | -1,187,658.20        | -74.97%           | 4130500000 FEDERAL GRANT REVENUE                      | 10,962,921.03        | 11,611,956.63        | -649,035.60         | -5.59%            |
| 0.00   | 0.00                | 0.00                 | 0.00%             | 4130600000 FEDERAL GRANT PASS THRU \$                 | 0.00                 | 0.00                 | 0.00                | 0.00%             |
| 0.00   | 0.00                | 0.00                 | 0.00%             | 4139900000 FEDERAL REIMBURSEMENTS                     | 0.00                 | 0.00                 | 0.00                | 0.00%             |
| <b>396,431.80</b>                                    | <b>1,584,090.00</b> | <b>-1,187,658.20</b> | <b>-74.97%</b>    | <b>4139999999 ** TOTAL FEDERAL GRANTS &amp; REIMB</b> | <b>10,962,921.03</b> | <b>11,611,956.63</b> | <b>-649,035.60</b>  | <b>-5.59%</b>     |
| <b>4150000000 **OTHER AGENCY REVENUES</b>            |                     |                      |                   |   |                      |                      |                     |                   |
| 0.00   | 0.00                | 0.00                 | 0.00%             | 4150130000 CONTRIBUTED CAPITAL - GOV'T                | 0.00                 | 0.00                 | 0.00                | 0.00%             |
| 0.00   | 0.00                | 0.00                 | 0.00%             | 4150130010 CONTRIBUTED CAPITAL - NON-GOV'T            | 0.00                 | 0.00                 | 0.00                | 0.00%             |

## Champaign Urbana Mass Transit District Comparative History Report

From Fiscal Year: 2025    Period 7  
Thru Fiscal Year: 2025    Period 7

Division: 00 Champaign Urbana Mass Transit District

As of: 1/31/2025

| Jan-2025     | Jan-2024     | Variance      | Var/Last<br>Var % |  | Jul-2024<br>Jan-2025 | Jul-2023<br>Jan-2024 | Variance     | Var/Last<br>Var % |
|--------------|--------------|---------------|-------------------|--|----------------------|----------------------|--------------|-------------------|
| 0.00         | 0.00         | 0.00          | 0.00%             | 4159999999 ***TOTAL OTHER AGENCY REVENUE | 0.00                 | 0.00                 | 0.00         | 0.00%             |
| 5,158,185.18 | 6,260,744.81 | -1,102,559.63 | -17.61%           | 4999900099 **** TOTAL REVENUE ****       | 50,645,980.31        | 44,304,036.49        | 6,341,943.82 | 14.31%            |

# Champaign Urbana Mass Transit District Comparative History Report

From Fiscal Year: 2025 Period 7  
Thru Fiscal Year: 2025 Period 7

Division: 00 Champaign Urbana Mass Transit District

As of: 1/31/2025

| Jan-2025                                 | Jan-2024            | Variance          | Var/Last<br>Var % |  | Jul-2024<br>Jan-2025 | Jul-2023<br>Jan-2024 | Variance            | Var/Last<br>Var % |
|--|---------------------|-------------------|-------------------|--|----------------------|----------------------|---------------------|-------------------|
| <b>5000000000 * * * * EXPENSES * * *</b> |                     |                   |                   |  |                      |                      |                     |                   |
| <b>5010000000 ** LABOR</b>               |                     |                   |                   |  |                      |                      |                     |                   |
| 1,178,081.49                             | 1,053,897.97        | 124,183.52        | 11.78%            | 5010101000 OPERATORS WAGES                 | 8,430,826.84         | 7,279,180.33         | 1,151,646.51        | 15.82%            |
| 154,585.25                               | 154,611.79          | -26.54            | -0.02%            | 5010204000 MECHANICS WAGES - MAINT         | 1,038,013.75         | 959,635.03           | 78,378.72           | 8.17%             |
| 115,739.52                               | 106,903.78          | 8,835.74          | 8.27%             | 5010304000 MAINTENANCE WAGES - MAINT       | 800,788.20           | 716,030.39           | 84,757.81           | 11.84%            |
| 133,635.19                               | 109,402.15          | 24,233.04         | 22.15%            | 5010401000 SUPERVISORS SALARIES - OPS      | 845,911.94           | 769,841.45           | 76,070.49           | 9.88%             |
| 29,176.10                                | 29,792.46           | -616.36           | -2.07%            | 5010404000 SUPERVISORS SALARIES - MAINT    | 210,951.70           | 204,923.51           | 6,028.19            | 2.94%             |
| 71,108.89                                | 62,991.39           | 8,117.50          | 12.89%            | 5010501000 OVERHEAD SALARIES - OPS         | 504,423.38           | 610,567.55           | -106,144.17         | -17.38%           |
| 37,847.49                                | 35,859.56           | 1,987.93          | 5.54%             | 5010504000 OVERHEAD SALARIES - MAINT       | 289,474.95           | 267,918.06           | 21,556.89           | 8.05%             |
| 156,836.91                               | 151,378.00          | 5,458.91          | 3.61%             | 5010516000 OVERHEAD SALARIES - G&A         | 1,173,255.72         | 1,097,400.55         | 75,855.17           | 6.91%             |
| 26,029.67                                | 19,119.59           | 6,910.08          | 36.14%            | 5010516200 OVERHEAD SALARIES - IT          | 169,032.72           | 148,710.64           | 20,322.08           | 13.67%            |
| 19,230.79                                | 18,198.96           | 1,031.83          | 5.67%             | 5010601000 CLERICAL WAGES - OPS            | 116,175.52           | 131,489.24           | -15,313.72          | -11.65%           |
| 0.00                                     | 0.00                | 0.00              | 0.00%             | 5010604000 CLERICAL WAGES - MAINT          | 0.00                 | 0.00                 | 0.00                | 0.00%             |
| 50,568.28                                | 49,613.13           | 955.15            | 1.93%             | 5010616000 CLERICAL WAGES - G&A            | 332,037.49           | 295,884.34           | 36,153.15           | 12.22%            |
| 12,874.31                                | 11,502.88           | 1,371.43          | 11.92%            | 5010616200 CLERICAL WAGES - IT             | 88,132.95            | 79,541.36            | 8,591.59            | 10.80%            |
| 15,331.22                                | 13,902.41           | 1,428.81          | 10.28%            | 5010716200 SECURITY WAGES - IT             | 96,482.54            | 84,794.31            | 11,688.23           | 13.78%            |
| -2,568.00                                | -4,320.95           | 1,752.95          | -40.57%           | 5010801000 LABOR CREDIT - OPS              | -26,801.95           | -28,912.16           | 2,110.21            | -7.30%            |
| -3,822.70                                | -5,023.54           | 1,200.84          | -23.90%           | 5010804000 LABOR CREDIT - MAINT            | -31,575.83           | -32,948.85           | 1,373.02            | -4.17%            |
| -1,151.81                                | -1,134.16           | -17.65            | 1.56%             | 5010806000 LABOR CREDIT - G&A              | -5,108.01            | -11,033.70           | 5,925.69            | -53.71%           |
| 11,173.01                                | 13,042.94           | -1,869.93         | -14.34%           | 5010816200 MAINTENANCE WAGES - IT          | 91,177.68            | 94,674.25            | -3,496.57           | -3.69%            |
| 0.00                                     | 0.00                | 0.00              | 0.00%             | 5010901000 REDUCED/REASSIGNMNT PAY - OPS   | 0.00                 | 0.00                 | 0.00                | 0.00%             |
| 0.00                                     | 0.00                | 0.00              | 0.00%             | 5010904000 REDUCED/REASSIGNMNT PAY - MAIN  | 0.00                 | 0.00                 | 0.00                | 0.00%             |
| 0.00                                     | 0.00                | 0.00              | 0.00%             | 5010916000 REDUCED/REASSIGNMNT PAY - G&A   | 0.00                 | 0.00                 | 0.00                | 0.00%             |
| 0.00                                     | 0.00                | 0.00              | 0.00%             | 5010916200 REDUCED/REASSIGNMNT PAY - IT    | 0.00                 | 0.00                 | 0.00                | 0.00%             |
| 0.00                                     | 0.00                | 0.00              | 0.00%             | 5011001000 MEAL DELIVERY WAGES - OPS (NON- | 0.00                 | 0.00                 | 0.00                | 0.00%             |
| 0.00                                     | 0.00                | 0.00              | 0.00%             | 5012001000 U OF I COVID ROUTE WAGES        | 0.00                 | 0.00                 | 0.00                | 0.00%             |
| 0.00                                     | 0.00                | 0.00              | 0.00%             | 5013001000 COVID VACCINE INCENTIVE WAGES   | 0.00                 | 0.00                 | 0.00                | 0.00%             |
| 0.00                                     | 0.00                | 0.00              | 0.00%             | 5013016000 COVID TESTING WAGES             | 0.00                 | 0.00                 | 0.00                | 0.00%             |
| <b>2,004,675.61</b>                      | <b>1,819,738.36</b> | <b>184,937.25</b> | <b>10.16%</b>     | <b>5019999000 ** TOTAL LABOR</b>           | <b>14,123,199.59</b> | <b>12,667,696.30</b> | <b>1,455,503.29</b> | <b>11.49%</b>     |
| <b>5020000000 ** FRINGE BENEFITS</b>     |                     |                   |                   |  |                      |                      |                     |                   |
| 120,762.17                               | 106,108.31          | 14,653.86         | 13.81%            | 5020101000 FICA - OPS                      | 824,334.86           | 772,989.63           | 51,345.23           | 6.64%             |
| 28,409.92                                | 26,739.84           | 1,670.08          | 6.25%             | 5020104000 FICA - MAINT                    | 199,358.62           | 196,961.85           | 2,396.77            | 1.22%             |
| 15,372.88                                | 14,829.37           | 543.51            | 3.67%             | 5020116000 FICA - G&A                      | 104,150.70           | 97,204.40            | 6,946.30            | 7.15%             |
| 5,116.35                                 | 5,065.83            | 50.52             | 1.00%             | 5020116200 FICA - IT                       | 35,534.65            | 33,065.89            | 2,468.76            | 7.47%             |
| 188,009.72                               | 111,620.22          | 76,389.50         | 68.44%            | 5020201000 IMRF - OPS                      | 1,035,052.41         | 958,481.54           | 76,570.87           | 7.99%             |

# Champaign Urbana Mass Transit District Comparative History Report

From Fiscal Year: 2025 Period 7  
Thru Fiscal Year: 2025 Period 7

Division: 00 Champaign Urbana Mass Transit District

As of: 1/31/2025

| Jan-2025   | Jan-2024   | Variance   | Var/Last<br>Var % |  | Jul-2024<br>Jan-2025 | Jul-2023<br>Jan-2024 | Variance    | Var/Last<br>Var % |
|------------|------------|------------|-------------------|--|----------------------|----------------------|-------------|-------------------|
| 44,826.81  | 83,142.20  | -38,315.39 | -46.08%           | 5020204000 IMRF - MAINT                  | 293,462.13           | 275,621.33           | 17,840.80   | 6.47%             |
| 23,364.88  | 15,051.48  | 8,313.40   | 55.23%            | 5020216000 IMRF - G&A                    | 134,334.98           | 116,665.41           | 17,669.57   | 15.15%            |
| 8,542.82   | 5,025.81   | 3,517.01   | 69.98%            | 5020216200 IMRF - IT                     | 43,192.43            | 37,446.37            | 5,746.06    | 15.34%            |
| 372,015.28 | 342,370.00 | 29,645.28  | 8.66%             | 5020301000 MEDICAL INSURANCE - OPS       | 2,579,437.75         | 2,506,226.77         | 73,210.98   | 2.92%             |
| 82,229.35  | 84,681.00  | -2,451.65  | -2.90%            | 5020304000 MEDICAL INSURANCE - MAINT     | 630,137.95           | 597,632.56           | 32,505.39   | 5.44%             |
| 54,013.00  | 46,641.00  | 7,372.00   | 15.81%            | 5020316000 MEDICAL INSURANCE - G&A       | 353,970.00           | 315,453.00           | 38,517.00   | 12.21%            |
| 36,419.00  | 22,950.00  | 13,469.00  | 58.69%            | 5020316200 MEDICAL INSURANCE - IT        | 198,873.55           | 144,922.92           | 53,950.63   | 37.23%            |
| 0.00       | 0.00       | 0.00       | 0.00%             | 5020401000 DENTAL INSURANCE - OPS        | 0.00                 | 0.00                 | 0.00        | 0.00%             |
| 0.00       | 0.00       | 0.00       | 0.00%             | 5020404000 DENTAL INSURANCE - MAINT      | 0.00                 | 0.00                 | 0.00        | 0.00%             |
| 0.00       | 0.00       | 0.00       | 0.00%             | 5020416000 DENTAL INSURANCE - G&A        | 0.00                 | 0.00                 | 0.00        | 0.00%             |
| 1,685.11   | 1,526.35   | 158.76     | 10.40%            | 5020501000 LIFE INSURANCE - OPS          | 11,701.69            | 11,701.69            | 0.00        | 0.00%             |
| 559.09     | 510.09     | 49.00      | 9.61%             | 5020504000 LIFE INSURANCE - MAINT        | 3,744.09             | 3,705.38             | 38.71       | 1.04%             |
| 228.34     | 218.54     | 9.80       | 4.48%             | 5020516000 LIFE INSURANCE - G&A          | 4,164.78             | 1,487.64             | 2,677.14    | 179.96%           |
| 149.94     | 163.17     | -13.23     | -8.11%            | 5020516200 LIFE INSURANCE - IT           | 1,027.53             | 988.82               | 38.71       | 3.91%             |
| 0.00       | 0.00       | 0.00       | 0.00%             | 5020601000 OPEB EXPENSE - OPS            | 0.00                 | 0.00                 | 0.00        | 0.00%             |
| 0.00       | 0.00       | 0.00       | 0.00%             | 5020604000 OPEB EXPENSE - MAINT          | 0.00                 | 0.00                 | 0.00        | 0.00%             |
| 0.00       | 0.00       | 0.00       | 0.00%             | 5020616000 OPEB EXPENSE - G&A            | 0.00                 | 0.00                 | 0.00        | 0.00%             |
| 0.00       | 0.00       | 0.00       | 0.00%             | 5020616200 OPEB EXPENSE - IT             | 0.00                 | 0.00                 | 0.00        | 0.00%             |
| 14,872.06  | 18,311.77  | -3,439.71  | -18.78%           | 5020701000 UNEMPLOYMENT INSURANCE - OPS  | 28,947.02            | 35,323.87            | -6,376.85   | -18.05%           |
| 3,820.71   | 4,570.79   | -750.08    | -16.41%           | 5020704000 UNEMPLOYMENT INSURANCE - MAIN | 6,635.56             | 7,753.59             | -1,118.03   | -14.42%           |
| 1,781.34   | 2,270.79   | -489.45    | -21.55%           | 5020716000 UNEMPLOYMENT INSURANCE - G&A  | 3,278.83             | 3,993.13             | -714.30     | -17.89%           |
| 703.85     | 888.10     | -184.25    | -20.75%           | 5020716200 UNEMPLOYMENT INSURANCE - IT   | 1,550.34             | 2,596.50             | -1,046.16   | -40.29%           |
| 26,624.00  | 107,937.88 | -81,313.88 | -75.33%           | 5020801000 WORKERS COMP INSURANCE - OPS  | 186,329.00           | 247,158.74           | -60,829.74  | -24.61%           |
| 5,562.00   | 4,713.00   | 849.00     | 18.01%            | 5020804000 WORKERS COMP INSURANCE - MAIN | 38,933.00            | 32,990.00            | 5,943.00    | 18.01%            |
| 3,084.00   | 2,709.00   | 375.00     | 13.84%            | 5020816000 WORKERS COMP INSURANCE - G&A  | 21,588.00            | 18,962.00            | 2,626.00    | 13.85%            |
| 955.00     | 809.00     | 146.00     | 18.05%            | 5020816200 WORKERS COMP INSURANCE - IT   | 6,685.00             | 5,663.00             | 1,022.00    | 18.05%            |
| 70,883.51  | 71,896.51  | -1,013.00  | -1.41%            | 5021001000 HOLIDAYS - OPS                | 247,363.35           | 239,142.90           | 8,220.45    | 3.44%             |
| 22,627.35  | 24,000.79  | -1,373.44  | -5.72%            | 5021004000 HOLIDAYS - MAINT              | 79,929.39            | 75,733.71            | 4,195.68    | 5.54%             |
| 0.00       | 0.00       | 0.00       | 0.00%             | 5021016000 HOLIDAYS - G&A                | 0.00                 | 0.00                 | 0.00        | 0.00%             |
| 4,265.92   | 4,394.51   | -128.59    | -2.93%            | 5021016200 HOLIDAYS - IT                 | 17,433.25            | 16,699.78            | 733.47      | 4.39%             |
| 68,884.33  | 82,674.11  | -13,789.78 | -16.68%           | 5021101000 VACATIONS - OPS               | 381,981.23           | 501,135.12           | -119,153.89 | -23.78%           |
| 22,233.19  | 13,641.62  | 8,591.57   | 62.98%            | 5021104000 VACATIONS - MAINT             | 119,029.04           | 137,795.75           | -18,766.71  | -13.62%           |
| 0.00       | 0.00       | 0.00       | 0.00%             | 5021116000 VACATION - G&A                | 0.00                 | 0.00                 | 0.00        | 0.00%             |
| 1,860.77   | 2,349.26   | -488.49    | -20.79%           | 5021116200 VACATIONS - IT                | 9,144.97             | 6,496.80             | 2,648.17    | 40.76%            |
| 1,599.66   | 2,891.72   | -1,292.06  | -44.68%           | 5021201000 OTHER PAID ABSENCES - OPS     | 32,837.49            | 14,901.85            | 17,935.64   | 120.36%           |
| 95.01      | 152.64     | -57.63     | -37.76%           | 5021204000 OTHER PAID ABSENCES - MAINT   | 8,818.57             | 4,919.60             | 3,898.97    | 79.25%            |
| 0.00       | 0.00       | 0.00       | 0.00%             | 5021216000 OTHER PAID ABSENCES - G&A     | 0.00                 | 0.00                 | 0.00        | 0.00%             |
| 0.00       | 0.00       | 0.00       | 0.00%             | 5021216200 OTHER PAID ABSENCES - IT      | 1,547.76             | 297.04               | 1,250.72    | 421.06%           |

# Champaign Urbana Mass Transit District Comparative History Report

From Fiscal Year: 2025 Period 7  
Thru Fiscal Year: 2025 Period 7

Division: 00 Champaign Urbana Mass Transit District

As of: 1/31/2025

| Jan-2025            | Jan-2024            | Variance         | Var/Last<br>Var % |   | Jul-2024<br>Jan-2025 | Jul-2023<br>Jan-2024 | Variance         | Var/Last<br>Var % |
|---------------------|---------------------|------------------|-------------------|---|----------------------|----------------------|------------------|-------------------|
| 8,303.89            | 2,098.08            | 6,205.81         | 295.79%           | 5021301000 UNIFORM ALLOWANCES - OPS         | 36,895.07            | 30,947.64            | 5,947.43         | 19.22%            |
| 5,454.39            | 3,050.60            | 2,403.79         | 78.80%            | 5021304000 UNIFORM ALLOWANCES - MAINT       | 24,815.69            | 14,013.56            | 10,802.13        | 77.08%            |
| 535.16              | 240.51              | 294.65           | 122.51%           | 5021316200 UNIFORM ALLOWANCES - IT          | 2,712.82             | 3,601.38             | -888.56          | -24.67%           |
| 3,803.00            | 70.00               | 3,733.00         | > 999.99%         | 5021401000 OTHER FRINGE BENEFITS - OPS      | 14,736.60            | 255.00               | 14,481.60        | > 999.99%         |
| 60.00               | 0.00                | 60.00            | 100.00%           | 5021404000 OTHER FRINGE BENEFITS - MAINT    | 1,264.00             | 2,737.94             | -1,473.94        | -53.83%           |
| 4,946.97            | 5,982.75            | -1,035.78        | -17.31%           | 5021416000 OTHER FRINGE BENEFITS - G&A      | 24,451.88            | 20,691.75            | 3,760.13         | 18.17%            |
| 0.00                | 0.00                | 0.00             | 0.00%             | 5021416200 OTHER FRINGE BENEFITS - IT       | 0.00                 | 150.00               | -150.00          | -100.00%          |
| 73,340.70           | 59,844.65           | 13,496.05        | 22.55%            | 5021501000 EARNED TIME - OPS                | 515,855.07           | 648,281.49           | -132,426.42      | -20.43%           |
| 18,171.41           | 13,491.66           | 4,679.75         | 34.69%            | 5021504000 EARNED TIME - MAINT              | 117,636.84           | 192,043.13           | -74,406.29       | -38.74%           |
| 1,514.78            | 3,053.80            | -1,539.02        | -50.40%           | 5021516200 EARNED TIME - IT                 | 12,704.67            | 15,292.42            | -2,587.75        | -16.92%           |
| 0.00                | 0.00                | 0.00             | 0.00%             | 5021604000 TOOL ALLOWANCE - MAINT           | 11,082.61            | 0.00                 | 11,082.61        | 100.00%           |
| 2,210.43            | 0.00                | 2,210.43         | 100.00%           | 5021701000 DISABILITY - OPS                 | 16,742.13            | 28,205.51            | -11,463.38       | -40.64%           |
| 0.00                | 0.00                | 0.00             | 0.00%             | 5021704000 DISABILITY - MAINT               | 0.00                 | 2,844.39             | -2,844.39        | -100.00%          |
| 0.00                | 0.00                | 0.00             | 0.00%             | 5021716200 DISABILITY - IT                  | 0.00                 | 0.00                 | 0.00             | 0.00%             |
| 923.76              | 0.00                | 923.76           | 100.00%           | 5021801000 WORKERS COMP - PAYROLL - OPS     | 4,854.70             | 602.60               | 4,252.10         | 705.63%           |
| 339.04              | 0.00                | 339.04           | 100.00%           | 5021804000 WORKERS COMP - PAYROLL - MAINT   | 431.04               | 0.00                 | 431.04           | 100.00%           |
| 0.00                | 0.00                | 0.00             | 0.00%             | 5021816200 WORKERS COMP - PAYROLL - IT      | 0.00                 | 0.00                 | 0.00             | 0.00%             |
| 0.00                | 0.00                | 0.00             | 0.00%             | 5021901000 ROTATION BOARD PAY - OPS         | 0.00                 | 0.00                 | 0.00             | 0.00%             |
| 0.00                | 0.00                | 0.00             | 0.00%             | 5021904000 ROTATION BOARD PAY - MAINT       | 0.00                 | 0.00                 | 0.00             | 0.00%             |
| 0.00                | 0.00                | 0.00             | 0.00%             | 5021916000 ROTATION BOARD PAY - G&A         | 0.00                 | 0.00                 | 0.00             | 0.00%             |
| 0.00                | 0.00                | 0.00             | 0.00%             | 5021916200 ROTATION BOARD PAY - IT          | 0.00                 | 0.00                 | 0.00             | 0.00%             |
| 0.00                | 0.00                | 0.00             | 0.00%             | 5022001000 EARLY RETIREMENT PLAN - OPS      | 139,971.00           | 69,972.00            | 69,999.00        | 100.04%           |
| 0.00                | 0.00                | 0.00             | 0.00%             | 5022004000 EARLY RETIREMENT PLAN - MAINT    | 0.00                 | 66,280.00            | -66,280.00       | -100.00%          |
| 0.00                | 0.00                | 0.00             | 0.00%             | 5022016000 EARLY RETIREMENT PLAN - G&A      | 0.00                 | 0.00                 | 0.00             | 0.00%             |
| 0.00                | 0.00                | 0.00             | 0.00%             | 5022016200 EARLY RETIREMENT PLAN - IT       | 0.00                 | 0.00                 | 0.00             | 0.00%             |
| 0.00                | 0.00                | 0.00             | 0.00%             | 5023001000 "SICK BANK" EXPENSES - OPS       | 0.00                 | 0.00                 | 0.00             | 0.00%             |
| 0.00                | 0.00                | 0.00             | 0.00%             | 5023004000 "SICK BANK" EXPENSES - MAINT     | 0.00                 | 0.00                 | 0.00             | 0.00%             |
| 0.00                | 0.00                | 0.00             | 0.00%             | 5023016000 "SICK BANK" EXPENSES - G&A       | 0.00                 | 0.00                 | 0.00             | 0.00%             |
| 0.00                | 0.00                | 0.00             | 0.00%             | 5023016200 "SICK BANK" EXPENSES - IT        | 0.00                 | 0.00                 | 0.00             | 0.00%             |
| <b>1,351,160.89</b> | <b>1,298,686.75</b> | <b>52,474.14</b> | <b>4.04%</b>      | <b>5029999900 ** TOTAL FRINGE BENEFITS</b>  | <b>8,568,664.04</b>  | <b>8,518,037.39</b>  | <b>50,626.65</b> | <b>0.59%</b>      |
|                     |                     |                  |                   | <b>5030000000 ** SERVICES</b>               |                      |                      |                  |                   |
| 34,471.46           | 28,227.14           | 6,244.32         | 22.12%            | 5030316000 PROFESSIONAL SERVICES - G&A      | 244,851.57           | 244,049.61           | 801.96           | 0.33%             |
| 0.00                | 0.00                | 0.00             | 0.00%             | 5030316200 PROFESSIONAL SERVICES - IT       | 8,951.60             | 3,908.81             | 5,042.79         | 129.01%           |
| 0.00                | 0.00                | 0.00             | 0.00%             | 5030316300 PROFESSIONAL SERVICES - IT - NON | 0.00                 | 0.00                 | 0.00             | 0.00%             |
| 11,400.00           | 7,000.00            | 4,400.00         | 62.86%            | 5030316400 PROFESSIONAL SERVICES - G&A - N  | 102,515.00           | 53,000.00            | 49,515.00        | 93.42%            |
| 0.00                | 0.00                | 0.00             | 0.00%             | 5030404000 TEMPORARY HELP - MAINT           | 0.00                 | 0.00                 | 0.00             | 0.00%             |



## Champaign Urbana Mass Transit District Comparative History Report

From Fiscal Year: 2025 Period 7  
Thru Fiscal Year: 2025 Period 7

Division: 00 Champaign Urbana Mass Transit District

As of: 1/31/2025

| Jan-2025   | Jan-2024          | Variance         | Var/Last<br>Var % |  | Jul-2024<br>Jan-2025 | Jul-2023<br>Jan-2024 | Variance          | Var/Last<br>Var % |
|--|-------------------|------------------|-------------------|--|----------------------|----------------------|-------------------|-------------------|
| 0.00   | 0.00              | 0.00             | 0.00%             | 5030416000 TEMPORARY HELP - G&A              | 0.00                 | 0.00                 | 0.00              | 0.00%             |
| 12,206.23  | 9,528.90          | 2,677.33         | 28.10%            | 5030501000 CONTRACT MAINTENANCE - OPS        | 74,910.04            | 55,805.52            | 19,104.52         | 34.23%            |
| 39,641.20  | 42,613.95         | -2,972.75        | -6.98%            | 5030504000 CONTRACT MAINTENANCE - MAINT      | 235,985.73           | 213,204.14           | 22,781.59         | 10.69%            |
| 92,046.15  | 81,618.55         | 10,427.60        | 12.78%            | 5030516000 CONTRACT MAINTENANCE - G&A        | 594,185.95           | 559,737.40           | 34,448.55         | 6.15%             |
| 4,479.19   | 1,737.17          | 2,742.02         | 157.84%           | 5030516200 CONTRACT MAINTENANCE - IT         | 18,580.33            | 10,238.46            | 8,341.87          | 81.48%            |
| 0.00   | 0.00              | 0.00             | 0.00%             | 5030516300 CONTRACT MAINTENANCE - IT - NON   | 0.00                 | 156.15               | -156.15           | -100.00%          |
| 0.00   | 0.00              | 0.00             | 0.00%             | 5030599999 CONTRACT MAINT - GASB 96 CONTR    | 0.00                 | 0.00                 | 0.00              | 0.00%             |
| 0.00   | 0.00              | 0.00             | 0.00%             | 5030604000 CUSTODIAL SERVICES - MAINT        | 0.00                 | 0.00                 | 0.00              | 0.00%             |
| 20,935.38  | 0.00              | 20,935.38        | 100.00%           | 5030801000 PRINTING SERVICES - OPS           | 45,006.07            | 32,092.32            | 12,913.75         | 40.24%            |
| 0.00   | 0.00              | 0.00             | 0.00%             | 5030804000 PRINTING SERVICES - MAINT         | 0.00                 | 51.40                | -51.40            | -100.00%          |
| 170.50   | 138.75            | 31.75            | 22.88%            | 5030816000 PRINTING SERVICES - G&A           | 436.50               | 618.48               | -181.98           | -29.42%           |
| 1,696.00   | 0.00              | 1,696.00         | 100.00%           | 5030816200 PRINTING SERVICES - IT            | 1,816.00             | 1,032.50             | 783.50            | 75.88%            |
| 0.00   | 0.00              | 0.00             | 0.00%             | 5030816300 PRINTING SERVICES - IT - NON-REIM | 0.00                 | 0.00                 | 0.00              | 0.00%             |
| 0.00   | 0.00              | 0.00             | 0.00%             | 5031216000 CABS                              | 0.00                 | 0.00                 | 0.00              | 0.00%             |
| 6,063.78   | 6,967.56          | -903.78          | -12.97%           | 5039901000 OTHER SERVICES - OPS              | 44,194.57            | 49,342.23            | -5,147.66         | -10.43%           |
| 450.15   | 1,462.35          | -1,012.20        | -69.22%           | 5039904000 OTHER SERVICES - MAINT            | 6,548.24             | 6,044.50             | 503.74            | 8.33%             |
| 397.27   | 132.35            | 264.92           | 200.17%           | 5039916000 OTHER SERVICES - G&A              | 5,584.54             | 2,864.81             | 2,719.73          | 94.94%            |
| 116.00   | 1,369.00          | -1,253.00        | -91.53%           | 5039916200 OTHER SERVICES - IT               | 850.73               | 2,419.98             | -1,569.25         | -64.85%           |
| 0.00   | 0.00              | 0.00             | 0.00%             | 5039916300 OTHER SERVICES - IT - NON-REIMB   | 0.00                 | 0.00                 | 0.00              | 0.00%             |
| 0.00   | 0.00              | 0.00             | 0.00%             | 5039916400 OTHER SERVICES - G&A - NON-REIM   | 0.00                 | 0.00                 | 0.00              | 0.00%             |
| <b>224,073.31</b>                                    | <b>180,795.72</b> | <b>43,277.59</b> | <b>23.94%</b>     | <b>5039999900 ** TOTAL SERVICES</b>          | <b>1,384,416.87</b>  | <b>1,234,566.31</b>  | <b>149,850.56</b> | <b>12.14%</b>     |
| <b>5040000000 ** MATERIALS &amp; SUPPLIES CONSUM</b> |                   |                  |                   |  |                      |                      |                   |                   |
| 134,298.55   | 130,907.83        | 3,390.72         | 2.59%             | 5040101000 FUEL & LUBRICANTS - OPS           | 944,527.10           | 1,018,888.65         | -74,361.55        | -7.30%            |
| 13,075.46  | 9,751.54          | 3,323.92         | 34.09%            | 5040104000 FUEL & LUBRICANTS - MAINT         | 94,355.28            | 114,038.67           | -19,683.39        | -17.26%           |
| 12,312.00  | 14,004.32         | -1,692.32        | -12.08%           | 5040201000 TIRES & TUBES - OPS - MB DO       | 108,712.59           | 100,186.26           | 8,526.33          | 8.51%             |
| 685.00   | 409.50            | 275.50           | 67.28%            | 5040204000 TIRES & TUBES - MAINT - DR DO     | 7,432.19             | 7,589.15             | -156.96           | -2.07%            |
| 0.00   | 0.00              | 0.00             | 0.00%             | 5040206000 TIRES & TUBES - NON-REVENUE VEH   | 317.96               | 5,175.13             | -4,857.17         | -93.86%           |
| 413.50   | 7,366.69          | -6,953.19        | -94.39%           | 5040304000 GARAGE EQUIPMENT REPAIRS - MAI    | 20,272.99            | 68,893.62            | -48,620.63        | -70.57%           |
| 13,597.51  | 13,385.25         | 212.26           | 1.59%             | 5040404000 BLDG & GROUND REPAIRS - MAINT -   | 187,711.68           | 162,108.13           | 25,603.55         | 15.79%            |
| 9,052.36   | 6,385.33          | 2,667.03         | 41.77%            | 5040404001 BLDG & GROUND REPAIRS - MAINT -   | 66,925.15            | 68,509.86            | -1,584.71         | -2.31%            |
| 549.75   | 0.00              | 549.75           | 100.00%           | 5040404002 BLDG & GROUND REPAIRS - MAINT -   | 4,180.41             | 4,981.66             | -801.25           | -16.08%           |
| 0.00   | 0.00              | 0.00             | 0.00%             | 5040404003 BLDG & GROUND REPAIRS - MAINT -   | 20.88                | 228.92               | -208.04           | -90.88%           |
| 0.00   | 460.29            | -460.29          | -100.00%          | 5040404004 BLDG & GROUND REPAIRS - MAINT -   | 0.00                 | 2,643.78             | -2,643.78         | -100.00%          |
| 0.00   | 0.00              | 0.00             | 0.00%             | 5040404005 BLDG & GROUND REPAIRS - MAINT -   | 10,350.00            | 0.00                 | 10,350.00         | 100.00%           |
| 399.04   | 12,315.69         | -11,916.65       | -96.76%           | 5040416200 BLDG & GROUND REPAIRS - IT        | 61,139.44            | 58,280.82            | 2,858.62          | 4.90%             |
| 1,087.62   | 1,277.96          | -190.34          | -14.89%           | 5040416300 BLDG & GROUND REPAIRS - IT - NON  | 4,019.46             | 6,885.87             | -2,866.41         | -41.63%           |

# Champaign Urbana Mass Transit District Comparative History Report

From Fiscal Year: 2025 Period 7  
Thru Fiscal Year: 2025 Period 7

Division: 00 Champaign Urbana Mass Transit District

As of: 1/31/2025

| Jan-2025          | Jan-2024          | Variance         | Var/Last<br>Var % |   | Jul-2024<br>Jan-2025 | Jul-2023<br>Jan-2024 | Variance          | Var/Last<br>Var % |
|-------------------|-------------------|------------------|-------------------|---|----------------------|----------------------|-------------------|-------------------|
| 0.00              | 568.00            | -568.00          | -100.00%          | 5040416400 BLDG & GROUND REPAIRS - G&A - N          | 0.00                 | 569.05               | -569.05           | -100.00%          |
| 0.00              | 63.77             | -63.77           | -100.00%          | 5040500001 REVENUE VEHICLE REPAIRS - CORE           | 0.00                 | 63.77                | -63.77            | -100.00%          |
| 180,025.73        | 142,731.67        | 37,294.06        | 26.13%            | 5040504000 REVENUE VEHICLE REPAIRS                  | 1,159,310.09         | 958,969.56           | 200,340.53        | 20.89%            |
| 4,325.39          | 7,135.00          | -2,809.61        | -39.38%           | 5040604000 NON-REVENUE VEHICLE REPAIRS              | 34,395.02            | 23,033.34            | 11,361.68         | 49.33%            |
| 12,351.62         | 4,315.73          | 8,035.89         | 186.20%           | 5040704000 SERVICE SUPPLIES - MAINT                 | 62,235.63            | 41,870.31            | 20,365.32         | 48.64%            |
| 2,258.21          | 2,186.95          | 71.26            | 3.26%             | 5040716200 SERVICE SUPPLIES - IT                    | 12,433.69            | 15,252.29            | -2,818.60         | -18.48%           |
| 1,143.28          | 1,664.74          | -521.46          | -31.32%           | 5040801000 OFFICE SUPPLIES - OPS                    | 12,002.54            | 21,088.71            | -9,086.17         | -43.09%           |
| 1,346.91          | 859.29            | 487.62           | 56.75%            | 5040804000 OFFICE SUPPLIES - MAINT                  | 10,565.01            | 9,262.31             | 1,302.70          | 14.06%            |
| 77.71             | 339.37            | -261.66          | -77.10%           | 5040816000 OFFICE SUPPLIES - G&A                    | 28,235.19            | 12,224.43            | 16,010.76         | 130.97%           |
| 308.99            | 64.19             | 244.80           | 381.37%           | 5040816200 OFFICE SUPPLIES - IT                     | 2,605.16             | 2,200.23             | 404.93            | 18.40%            |
| 0.00              | 0.00              | 0.00             | 0.00%             | 5040901000 COMPUTER & SERVER - MISC EXP'S -         | 2,596.68             | 11,104.45            | -8,507.77         | -76.62%           |
| 0.00              | 240.00            | -240.00          | -100.00%          | 5040904000 COMPUTER & SERVER - MISC EXP'S -         | 0.00                 | 11,000.06            | -11,000.06        | -100.00%          |
| 14,193.50         | 12,951.73         | 1,241.77         | 9.59%             | 5040916000 COMPUTER & SERVER - MISC EXP'S -         | 90,919.08            | 100,834.57           | -9,915.49         | -9.83%            |
| 0.00              | 0.00              | 0.00             | 0.00%             | 5040916200 COMPUTER & SERVER - MISC EXP'S -         | 2,945.64             | 2,875.60             | 70.04             | 2.44%             |
| 158.85            | 2,691.11          | -2,532.26        | -94.10%           | 5041001000 SAFETY & TRAINING - OPS                  | 10,667.24            | 8,801.01             | 1,866.23          | 21.20%            |
| 0.00              | 0.00              | 0.00             | 0.00%             | 5041004000 SAFETY & TRAINING - MAINT                | 0.00                 | 97.18                | -97.18            | -100.00%          |
| 783.68            | 4,670.95          | -3,887.27        | -83.22%           | 5041104000 PASSENGER SHELTER REPAIRS                | 49,051.08            | 50,198.54            | -1,147.46         | -2.29%            |
| 0.00              | 0.00              | 0.00             | 0.00%             | 5041201000 SMALL TOOLS & EQUIP - OPS                | 0.00                 | 14,702.89            | -14,702.89        | -100.00%          |
| 10,952.83         | 6,076.33          | 4,876.50         | 80.25%            | 5041204000 SMALL TOOLS & EQUIP - MAINT              | 51,273.77            | 32,777.43            | 18,496.34         | 56.43%            |
| 149.99            | 592.74            | -442.75          | -74.70%           | 5041216000 SMALL TOOLS & EQUIP - G&A                | 469.95               | 14,775.15            | -14,305.20        | -96.82%           |
| 2,967.13          | 31.31             | 2,935.82         | > 999.99%         | 5041216200 SMALL TOOLS & EQUIP - IT                 | 6,352.74             | 6,692.64             | -339.90           | -5.08%            |
| 0.00              | 0.00              | 0.00             | 0.00%             | 5041216300 SMALL TOOLS & EQUIP - IT - NON-REI       | 0.00                 | 0.00                 | 0.00              | 0.00%             |
| 0.00              | 0.00              | 0.00             | 0.00%             | 5041216400 SMALL TOOLS & EQUIP - G&A - NON-         | 0.00                 | 0.00                 | 0.00              | 0.00%             |
| 0.00              | 530.48            | -530.48          | -100.00%          | 5041304000 FAREBOX REPAIRS                          | 141,796.49           | 530.48               | 141,266.01        | > 999.99%         |
| 7,866.87          | 10,783.78         | -2,916.91        | -27.05%           | 5041404000 CAD/AVL,CAMERA,RADIO REPAIRS -           | 100,311.51           | 56,717.51            | 43,594.00         | 76.86%            |
| 5,235.87          | 1,982.38          | 3,253.49         | 164.12%           | 5041504000 ADA VEHICLE REPAIRS - MAINT              | 17,407.50            | 58,803.01            | -41,395.51        | -70.40%           |
| <b>429,617.35</b> | <b>396,743.92</b> | <b>32,873.43</b> | <b>8.29%</b>      | <b>5049999900 ** TOTAL MATERIAL &amp; SUPPLIES</b>  | <b>3,305,539.14</b>  | <b>3,072,855.04</b>  | <b>232,684.10</b> | <b>7.57%</b>      |
|                   |                   |                  |                   | <b>5050000000 **UTILITIES</b>                       |                      |                      |                   |                   |
| 68,971.47         | 72,678.97         | -3,707.50        | -5.10%            | 5050216000 ** UTILITIES - G&A                       | 392,068.57           | 386,303.11           | 5,765.46          | 1.49%             |
| 12,008.29         | 12,534.05         | -525.76          | -4.19%            | 5050216200 ** UTILITIES - IT                        | 88,806.40            | 78,122.68            | 10,683.72         | 13.68%            |
| 4,842.94          | 5,620.43          | -777.49          | -13.83%           | 5050216300 ** UTILITIES - IT - NON-REIMB            | 41,747.79            | 38,017.23            | 3,730.56          | 9.81%             |
| 3,673.58          | 5,890.39          | -2,216.81        | -37.63%           | 5050216400 ** UTILITIES - G&A - NON-REIMB           | 34,057.01            | 46,504.19            | -12,447.18        | -26.77%           |
| <b>89,496.28</b>  | <b>96,723.84</b>  | <b>-7,227.56</b> | <b>-7.47%</b>     | <b>5059999900 **TOTAL UTILITIES</b>                 | <b>556,679.77</b>    | <b>548,947.21</b>    | <b>7,732.56</b>   | <b>1.41%</b>      |
|                   |                   |                  |                   | <b>5060000000 ** CASUALTY &amp; LIABILITY COSTS</b> |                      |                      |                   |                   |
| 17,098.17         | 14,449.49         | 2,648.68         | 18.33%            | 5060104000 PHYSICAL DAMAGE PREMIUMS - MAI           | 119,687.19           | 101,146.43           | 18,540.76         | 18.33%            |

# Champaign Urbana Mass Transit District Comparative History Report

From Fiscal Year: 2025 Period 7  
Thru Fiscal Year: 2025 Period 7

Division: 00 Champaign Urbana Mass Transit District

As of: 1/31/2025

| Jan-2025                                      | Jan-2024          | Variance         | Var/Last<br>Var % |   | Jul-2024<br>Jan-2025 | Jul-2023<br>Jan-2024 | Variance          | Var/Last<br>Var % |
|---|-------------------|------------------|-------------------|---|----------------------|----------------------|-------------------|-------------------|
| 0.00  | 0.00              | 0.00             | 0.00%             | 5060116200 PHYSICAL DAMAGE PREMIUMS - IT            | 0.00                 | 0.00                 | 0.00              | 0.00%             |
| -4,986.03                                     | -4,063.84         | -922.19          | 22.69%            | 5060204000 PHYSICAL DAMAGE RECOVERIES - M           | -41,151.17           | -16,081.42           | -25,069.75        | 155.89%           |
| 58,576.15                                     | 47,333.01         | 11,243.14        | 23.75%            | 5060316000 PL & PD INSURANCE PREMIUMS - G&          | 403,521.80           | 332,425.07           | 71,096.73         | 21.39%            |
| 0.00  | 0.00              | 0.00             | 0.00%             | 5060316200 PL & PD INSURANCE PREMIUMS - IT          | 0.00                 | 0.00                 | 0.00              | 0.00%             |
| 39,192.75                                     | 49,292.42         | -10,099.67       | -20.49%           | 5060416000 UNINSURED PL & PD PAYOUTS - G&A          | 266,627.12           | 285,149.84           | -18,522.72        | -6.50%            |
| 5,491.55                                      | 4,459.41          | 1,032.14         | 23.15%            | 5060816000 PREMIUMS-OTHER COPORATE INS.             | 38,440.85            | 31,346.87            | 7,093.98          | 22.63%            |
| <b>115,372.59</b>                             | <b>111,470.49</b> | <b>3,902.10</b>  | <b>3.50%</b>      | <b>5069999900 ** TOTAL CASUALTY &amp; LIABILITY</b> | <b>787,125.79</b>    | <b>733,986.79</b>    | <b>53,139.00</b>  | <b>7.24%</b>      |
| <b>5070000000 ** TAXES</b>                    |                   |                  |                   |   |                      |                      |                   |                   |
| 0.00  | 0.00              | 0.00             | 0.00%             | 5070316000 PROPERTY TAXES                           | 0.00                 | 0.00                 | 0.00              | 0.00%             |
| 0.00  | 312.50            | -312.50          | -100.00%          | 5070316400 PROPERTY TAXES - NON-REIMB               | 0.00                 | 2,187.50             | -2,187.50         | -100.00%          |
| 1,038.00                                      | 871.00            | 167.00           | 19.17%            | 5070401000 VEHICLE LICENSING FEES - OPS             | 3,979.00             | 1,044.00             | 2,935.00          | 281.13%           |
| 0.00  | 0.00              | 0.00             | 0.00%             | 5070416000 VEHICLE LICENSING FEES - G&A             | 0.00                 | 0.00                 | 0.00              | 0.00%             |
| 4,366.41                                      | 3,214.89          | 1,151.52         | 35.82%            | 5070501000 FUEL TAX                                 | 21,509.90            | 19,397.11            | 2,112.79          | 10.89%            |
| <b>5,404.41</b>                               | <b>4,398.39</b>   | <b>1,006.02</b>  | <b>22.87%</b>     | <b>5079999900 ** TOTAL TAXES</b>                    | <b>25,488.90</b>     | <b>22,628.61</b>     | <b>2,860.29</b>   | <b>12.64%</b>     |
| <b>5080100000 ** PURCHASED TRANSPORTATION</b> |                   |                  |                   |   |                      |                      |                   |                   |
| 0.00  | 0.00              | 0.00             | 0.00%             | 5080116000 CABS (Closed - See GL 5031216000)        | 0.00                 | 0.00                 | 0.00              | 0.00%             |
| 74,858.83                                     | 80,861.83         | -6,003.00        | -7.42%            | 5080216000 ADA CONTRACTS                            | 524,010.81           | 566,032.81           | -42,022.00        | -7.42%            |
| <b>74,858.83</b>                              | <b>80,861.83</b>  | <b>-6,003.00</b> | <b>-7.42%</b>     | <b>5089999900 **TOTAL PURCHASED TRANSPORTAT</b>     | <b>524,010.81</b>    | <b>566,032.81</b>    | <b>-42,022.00</b> | <b>-7.42%</b>     |
| <b>5090000000 ** MISCELLANEOUS EXPENSES</b>   |                   |                  |                   |   |                      |                      |                   |                   |
| 6,394.57                                      | 2,827.10          | 3,567.47         | 126.19%           | 5090116000 DUES & SUBSCRIPTIONS - G&A               | 51,983.98            | 69,508.23            | -17,524.25        | -25.21%           |
| 437.50  | 0.00              | 437.50           | 100.00%           | 5090116400 DUES & SUBSCRIPTIONS - G&A - NO          | 3,062.51             | 0.00                 | 3,062.51          | 100.00%           |
| 1,524.85                                      | 9,713.49          | -8,188.64        | -84.30%           | 5090216000 TRAVEL & MEETINGS - G&A                  | 43,061.61            | 65,783.69            | -22,722.08        | -34.54%           |
| 0.00  | 0.00              | 0.00             | 0.00%             | 5090716000 BAD DEBT EXPENSE                         | 0.00                 | 0.00                 | 0.00              | 0.00%             |
| 6,634.52                                      | 27,158.10         | -20,523.58       | -75.57%           | 5090816000 ADVERTISING EXPENSES - G&A               | 115,777.83           | 180,025.74           | -64,247.91        | -35.69%           |
| 0.00  | 0.00              | 0.00             | 0.00%             | 5090816200 ADVERTISING EXPENSES - IT                | 495.00               | 0.00                 | 495.00            | 100.00%           |
| 1,850.00                                      | 900.00            | 950.00           | 105.56%           | 5090916000 TRUSTEE COMPENSATION                     | 1,850.00             | 2,200.00             | -350.00           | -15.91%           |
| 191.25  | 898.20            | -706.95          | -78.71%           | 5091016000 POSTAGE                                  | 1,733.99             | 2,506.32             | -772.33           | -30.82%           |
| 0.00  | 0.00              | 0.00             | 0.00%             | 5091516000 LOSS/DISPOSAL FIXED ASSETS               | 0.00                 | 0.00                 | 0.00              | 0.00%             |
| 38,055.00                                     | 62,257.33         | -24,202.33       | -38.87%           | 5091616000 ADVERTISING SERVICES EXPENSE             | 102,517.06           | 146,480.83           | -43,963.77        | -30.01%           |
| 0.00  | 0.00              | 0.00             | 0.00%             | 5091716000 SUBSTANCE ABUSE PROGRAM                  | 0.00                 | 0.00                 | 0.00              | 0.00%             |
| 272.45  | 214.86            | 57.59            | 26.80%            | 5099901000 OTHER MISC EXPENSES - OPS                | 4,328.99             | 4,673.51             | -344.52           | -7.37%            |

# Champaign Urbana Mass Transit District Comparative History Report

From Fiscal Year: 2025 Period 7  
Thru Fiscal Year: 2025 Period 7

Division: 00 Champaign Urbana Mass Transit District

As of: 1/31/2025

| Jan-2025                                 | Jan-2024          | Variance          | Var/Last<br>Var % |  | Jul-2024<br>Jan-2025 | Jul-2023<br>Jan-2024 | Variance           | Var/Last<br>Var % |
|--|-------------------|-------------------|-------------------|--|----------------------|----------------------|--------------------|-------------------|
| 547.13                                   | 2,050.14          | -1,503.01         | -73.31%           | 5099904000 OTHER MISC EXPENSES - MAINT           | 7,893.22             | 18,026.18            | -10,132.96         | -56.21%           |
| 1,297.26                                 | 4,643.54          | -3,346.28         | -72.06%           | 5099916000 OTHER MISC EXPENSES - G&A             | 13,706.57            | 31,435.18            | -17,728.61         | -56.40%           |
| 190.46                                   | 979.49            | -789.03           | -80.56%           | 5099916200 OTHER MISC EXPENSES - IT              | 3,867.79             | 7,506.57             | -3,638.78          | -48.47%           |
| 54.98                                    | 0.00              | 54.98             | 100.00%           | 5099916300 OTHER MISC EXPENSES - IT - NON-R      | 4,886.98             | 0.00                 | 4,886.98           | 100.00%           |
| 387.27                                   | 672.50            | -285.23           | -42.41%           | 5099916400 OTHER MISC EXPENSES - G&A - NON       | 17,261.40            | 5,771.03             | 11,490.37          | 199.10%           |
| -547.21                                  | 0.00              | -547.21           | -100.00%          | 5099926000 UNALLOCATED EXPENSES                  | 0.00                 | 0.00                 | 0.00               | 0.00%             |
| <b>57,290.03</b>                         | <b>112,314.75</b> | <b>-55,024.72</b> | <b>-48.99%</b>    | <b>5099999900 ** TOTAL MISCELLANEOUS EXPENSE</b> | <b>372,426.93</b>    | <b>533,917.28</b>    | <b>-161,490.35</b> | <b>-30.25%</b>    |
| <b>5110000000 ** INTEREST EXPENSES</b>   |                   |                   |                   |  |                      |                      |                    |                   |
| 0.00                                     | 0.00              | 0.00              | 0.00%             | 5110116000 INTEREST - LONG-TERM DEBTS            | 0.00                 | 0.00                 | 0.00               | 0.00%             |
| 0.00                                     | 500.22            | -500.22           | -100.00%          | 5110216000 INTEREST - SHORT-TERM DEBTS           | 3,896.38             | 9,101.55             | -5,205.17          | -57.19%           |
| 0.00                                     | 0.00              | 0.00              | 0.00%             | 5110316000 INTEREST EXPENSE - LEASE & SBITA      | 0.00                 | 0.00                 | 0.00               | 0.00%             |
| <b>0.00</b>                              | <b>500.22</b>     | <b>-500.22</b>    | <b>-100.00%</b>   | <b>5119999900 ** TOTAL INTEREST</b>              | <b>3,896.38</b>      | <b>9,101.55</b>      | <b>-5,205.17</b>   | <b>-57.19%</b>    |
| <b>5120000000 ** LEASE &amp; RENTALS</b> |                   |                   |                   |  |                      |                      |                    |                   |
| 19,545.87                                | 22,710.57         | -3,164.70         | -13.93%           | 5120401000 PASSENGER REVENUE VEHICLES - O        | 152,644.59           | 148,503.77           | 4,140.82           | 2.79%             |
| 7,197.78                                 | 3,325.38          | 3,872.40          | 116.45%           | 5120516000 SERVICE VEHICLE LEASES                | 31,022.46            | 23,983.70            | 7,038.76           | 29.35%            |
| 0.00                                     | 0.00              | 0.00              | 0.00%             | 5120704000 GARAGE EQUIPMENT LEASES - MAIN        | 0.00                 | 0.00                 | 0.00               | 0.00%             |
| 0.00                                     | 0.00              | 0.00              | 0.00%             | 5120901000 RADIO EQUIPMENT LEASES - OPS          | 0.00                 | 0.00                 | 0.00               | 0.00%             |
| 0.00                                     | 7,863.91          | -7,863.91         | -100.00%          | 5121216000 G&A FACILITIES LEASES                 | 32,728.59            | 83,697.49            | -50,968.90         | -60.90%           |
| 87.59                                    | 85.34             | 2.25              | 2.64%             | 5121301000 MISC LEASES - OPS                     | 525.54               | 597.38               | -71.84             | -12.03%           |
| 18,992.87                                | 20,247.21         | -1,254.34         | -6.20%            | 5121304000 MISC LEASES - MAINT                   | 134,209.38           | 139,166.65           | -4,957.27          | -3.56%            |
| 1,834.51                                 | 1,365.50          | 469.01            | 34.35%            | 5121316000 MISC LEASES - G&A                     | 11,542.57            | 9,558.50             | 1,984.07           | 20.76%            |
| 70.08                                    | 68.28             | 1.80              | 2.64%             | 5121316200 MISC LEASES - IT                      | 490.56               | 477.96               | 12.60              | 2.64%             |
| 0.00                                     | 0.00              | 0.00              | 0.00%             | 5121316300 MISC LEASES - IT - NON-REIMB          | 0.00                 | 0.00                 | 0.00               | 0.00%             |
| 0.00                                     | 0.00              | 0.00              | 0.00%             | 5121316400 MISC LEASES - G&A - NON-REIMB         | 2,100.00             | 0.00                 | 2,100.00           | 100.00%           |
| 0.00                                     | 0.00              | 0.00              | 0.00%             | 5121399999 LEASES - GASB 87 CONTRA               | 0.00                 | 0.00                 | 0.00               | 0.00%             |
| <b>47,728.70</b>                         | <b>55,666.19</b>  | <b>-7,937.49</b>  | <b>-14.26%</b>    | <b>5129999900 ** TOTAL LEASE &amp; RENTALS</b>   | <b>365,263.69</b>    | <b>405,985.45</b>    | <b>-40,721.76</b>  | <b>-10.03%</b>    |
| <b>5130000000 ** DEPRECIATION</b>        |                   |                   |                   |  |                      |                      |                    |                   |
| 23,596.17                                | 23,604.49         | -8.32             | -0.04%            | 5130201000 PASSENGER SHELTER DEPRECIATIO         | 166,170.02           | 165,419.86           | 750.16             | 0.45%             |
| 573,486.07                               | 356,234.62        | 217,251.45        | 60.99%            | 5130401000 REVENUE VEHICLE DEPRECIATION          | 3,759,837.82         | 2,703,503.90         | 1,056,333.92       | 39.07%            |
| 3,133.23                                 | 3,697.67          | -564.44           | -15.26%           | 5130516000 SERVICE VEHICLE DEPRECIATION          | 21,932.60            | 38,103.30            | -16,170.70         | -42.44%           |
| 16,255.08                                | 5,904.06          | 10,351.02         | 175.32%           | 5130704000 GARAGE EQUIP DEPRECIATION             | 113,785.66           | 41,328.40            | 72,457.26          | 175.32%           |
| 1,977.14                                 | 2,694.50          | -717.36           | -26.62%           | 5130901000 REVENUE VEHICLE RADIO EQUIP DE        | 13,212.06            | 18,861.50            | -5,649.44          | -29.95%           |
| 14,049.06                                | 9,366.56          | 4,682.50          | 49.99%            | 5131016000 COMPUTER EQUIP DEPRECIATION           | 114,304.96           | 65,938.84            | 48,366.12          | 73.35%            |
| 0.00                                     | 0.00              | 0.00              | 0.00%             | 5131116000 REVENUE COLLECTION EQUIP DEPR         | 0.00                 | 0.00                 | 0.00               | 0.00%             |

## Champaign Urbana Mass Transit District Comparative History Report

From Fiscal Year: 2025    Period 7  
Thru Fiscal Year: 2025    Period 7

Division: 00 Champaign Urbana Mass Transit District

As of: 1/31/2025

| Jan-2025            | Jan-2024            | Variance             | Var/Last<br>Var % |  | Jul-2024<br>Jan-2025 | Jul-2023<br>Jan-2024 | Variance            | Var/Last<br>Var % |
|---------------------|---------------------|----------------------|-------------------|--|----------------------|----------------------|---------------------|-------------------|
| 197,309.09          | 198,176.17          | -867.08              | -0.44%            | 5131216000 G&A FACILITIES DEPRECIATION     | 1,392,383.77         | 1,388,284.54         | 4,099.23            | 0.30%             |
| 2,453.79            | 5,273.82            | -2,820.03            | -53.47%           | 5131316000 G&A SYSTEM DEVELOPMENT DEPR     | 17,176.55            | 36,916.78            | -19,740.23          | -53.47%           |
| 8,224.85            | 253.57              | 7,971.28             | > 999.99%         | 5131416000 MISCELLANEOUS EQUIP DEPR        | 57,573.96            | 1,774.98             | 55,798.98           | > 999.99%         |
| 365.23              | 0.00                | 365.23               | 100.00%           | 5131516000 OFFICE EQUIP DEPRECIATION       | 2,556.58             | 0.00                 | 2,556.58            | 100.00%           |
| 0.00                | 0.00                | 0.00                 | 0.00%             | 5132016000 AMORTIZATION EXPENSE - LEASES   | 0.00                 | 0.00                 | 0.00                | 0.00%             |
| 0.00                | 0.00                | 0.00                 | 0.00%             | 5132116000 AMORTIZATION EXPENSE - SUBSCRI  | 0.00                 | 0.00                 | 0.00                | 0.00%             |
| <b>840,849.71</b>   | <b>605,205.46</b>   | <b>235,644.25</b>    | <b>38.94%</b>     | <b>5139999900 ** TOTAL DEPRECIATION</b>    | <b>5,658,933.98</b>  | <b>4,460,132.10</b>  | <b>1,198,801.88</b> | <b>26.88%</b>     |
| 0.00                | 0.00                | 0.00                 | 0.00%             | 5170116000 DEBT SERVICE ON EQUIPMENT & FA  | 0.00                 | 0.00                 | 0.00                | 0.00%             |
| <b>5,240,527.71</b> | <b>4,763,105.92</b> | <b>477,421.79</b>    | <b>10.02%</b>     | <b>5999990000 **** TOTAL EXPENSES ****</b> | <b>35,675,645.89</b> | <b>32,773,886.84</b> | <b>2,901,759.05</b> | <b>8.85%</b>      |
| <b>-82,342.53</b>   | <b>1,497,638.89</b> | <b>-1,579,981.42</b> | <b>-105.50%</b>   | <b>5999999800 NET SURPLUS (DEFICIT)</b>    | <b>14,970,334.42</b> | <b>11,530,149.65</b> | <b>3,440,184.77</b> | <b>29.84%</b>     |

**Champaign-Urbana Mass Transit District**  
**Accounts Payable Check Disbursement List**  
 BUSEY BANK OPERATING ACCOUNT

From Date: 01/1/2025 Thru Date: 01/31/2025

| CheckNo | ReferenceDate | Reference | Payee                                    | CheckAmount  | C-CARTS<br>Portion | MTD<br>Portion | Voided |
|---------|---------------|-----------|--|--------------|--------------------|----------------|--------|
| 161816  | 02-Jan-25     | A4885     | ALTORFER INC.                            | \$1,162.12   |                    | \$1,162.12     |        |
| 161817  | 02-Jan-25     | A5085     | AMERENIP                                 | \$104.20     |                    | \$104.20       |        |
| 161818  | 02-Jan-25     | A8006     | AT & T MOBILITY LLC                      | \$181.78     |                    | \$181.78       |        |
| 161819  | 02-Jan-25     | A8015     | AT & T                                   | \$1,791.69   |                    | \$1,791.69     |        |
| 161820  | 02-Jan-25     | A85755    | AUTOMOTIVE COLOR & SUPPLY CORP           | \$492.78     |                    | \$492.78       |        |
| 161821  | 02-Jan-25     | B2230     | BERNS, CLANCY & ASSOC. PC                | \$11,292.00  |                    | \$11,292.00    |        |
| 161822  | 02-Jan-25     | B3475     | ZIMMERMAN ENTERPRISES, INC.              | \$276.79     |                    | \$276.79       |        |
| 161823  | 02-Jan-25     | C6263     | COMCAST CABLE                            | \$438.45     |                    | \$438.45       |        |
| 161824  | 02-Jan-25     | D2850     | DEVELOPMENTAL SERVICES                   | \$42,126.00  |                    | \$42,126.00    |        |
| 161825  | 02-Jan-25     | I4745     | ILLINI CONTRACTORS SUPPLY                | \$299.00     |                    | \$299.00       |        |
| 161826  | 02-Jan-25     | I4790     | ILLINOIS-AMERICAN WATER                  | \$2,540.85   |                    | \$2,540.85     |        |
| 161827  | 02-Jan-25     | M2179     | MENARD'S                                 | \$663.60     |                    | \$663.60       |        |
| 161828  | 02-Jan-25     | M9500     | MYERS AND SONS COMPANY LLC               | \$2,812.50   |                    | \$2,812.50     |        |
| 161829  | 02-Jan-25     | N0320     | NAPA AUTO PARTS                          | \$315.30     |                    | \$315.30       |        |
| 161830  | 02-Jan-25     | O8113     | OTIS ELEVATOR COMPANY                    | \$1,580.34   |                    | \$1,580.34     |        |
| 161831  | 02-Jan-25     | S0060     | SAFEWORKS ILLINOIS                       | \$306.00     |                    | \$306.00       |        |
| 161832  | 02-Jan-25     | S2040     | SECRETARY OF STATE                       | \$173.00     |                    | \$173.00       |        |
| 161833  | 02-Jan-25     | S3086     | SHERWIN-WILLIAMS                         | \$1,295.40   |                    | \$1,295.40     |        |
| 161834  | 02-Jan-25     | S6235     | SOUTHERN BUS & MOBILITY INC              | \$495.74     |                    | \$495.74       |        |
| 161835  | 02-Jan-25     | T2205     | CONSOLIDATED ELECTRICAL DISTRIBUTORS, IN | \$240.00     |                    | \$240.00       |        |
| 161836  | 02-Jan-25     | T7594     | TRUCK TRENDS, INC.                       | \$75.00      |                    | \$75.00        |        |
| 161837  | 02-Jan-25     | U5180     | UNITED PARCEL SERVICE                    | \$543.79     |                    | \$543.79       |        |
| 161838  | 02-Jan-25     | U5996     | UNIVERSITY OF ILLINOIS                   | \$433.00     |                    | \$433.00       |        |
| 161839  | 02-Jan-25     | U7355     | U-C SANITARY DISTRICT                    | \$542.64     |                    | \$542.64       |        |
| 161840  | 02-Jan-25     | U7357     | CITY OF URBANA                           | \$15.75      |                    | \$15.75        |        |
| 161841  | 02-Jan-25     | V2233     | VERIZON WIRELESS                         | \$360.10     | \$360.10           | \$0.00         |        |
| 161842  | 08-Jan-25     | A5085     | AMERENIP                                 | \$24,230.36  |                    | \$24,230.36    |        |
| 161843  | 08-Jan-25     | A8011     | AT&T MOBILITY-CC                         | \$658.79     |                    | \$658.79       |        |
| 161844  | 08-Jan-25     | B2230     | BERNS, CLANCY & ASSOC. PC                | \$7,030.65   |                    | \$7,030.65     |        |
| 161845  | 08-Jan-25     | B4788     | BLOSSOM BASKET FLORIST                   | \$140.00     |                    | \$140.00       |        |
| 161846  | 08-Jan-25     | C2172     | CMS/LGHP                                 | \$607,315.00 | \$5,538.00         | \$601,777.00   |        |
| 161847  | 08-Jan-25     | C3094     | CHARD, SNYDER & ASSOCIATES, LLC          | \$695.50     |                    | \$695.50       |        |
| 161848  | 08-Jan-25     | C6263     | COMCAST CABLE                            | \$717.59     |                    | \$717.59       |        |
| 161849  | 08-Jan-25     | E2405     | EFFINGHAM EQUITY                         | \$16,683.88  |                    | \$16,683.88    |        |
| 161850  | 08-Jan-25     | I4745     | ILLINI CONTRACTORS SUPPLY                | \$97.15      |                    | \$97.15        |        |
| 161851  | 08-Jan-25     | I4790     | ILLINOIS-AMERICAN WATER                  | \$378.52     |                    | \$378.52       |        |
| 161852  | 08-Jan-25     | I8235     | I3 BROADBAND - CU                        | \$654.99     |                    | \$654.99       |        |
| 161853  | 08-Jan-25     | L6446     | LOWE'S                                   | \$44.61      |                    | \$44.61        |        |
| 161854  | 08-Jan-25     | M2179     | MENARD'S                                 | \$139.96     |                    | \$139.96       |        |
| 161855  | 08-Jan-25     | N0320     | NAPA AUTO PARTS                          | \$902.68     |                    | \$902.68       |        |
| 161856  | 08-Jan-25     | P7593     | DAN PRUTSMAN                             | \$31.34      |                    | \$31.34        |        |
| 161857  | 08-Jan-25     | R0195     | RAHN EQUIPMENT COMPANY                   | \$914.27     |                    | \$914.27       |        |
| 161858  | 08-Jan-25     | S2215     | SOUTH PARK AUTOMOTIVE, LLC               | \$199.25     |                    | \$199.25       |        |
| 161859  | 08-Jan-25     | S2216     | CHAMPAIGN AUTOMOTIVE LLC                 | \$4,077.98   |                    | \$4,077.98     |        |
| 161860  | 08-Jan-25     | S8061     | STERICYCLE, INC.                         | \$199.64     |                    | \$199.64       |        |
| 161861  | 08-Jan-25     | U5180     | UNITED PARCEL SERVICE                    | \$953.16     |                    | \$953.16       |        |
| 161862  | 08-Jan-25     | U7653     | US BANK VENDOR SERVICES                  | \$1,922.04   | \$170.15           | \$1,751.89     |        |
| 161863  | 08-Jan-25     | V2233     | VERIZON WIRELESS                         | \$914.13     |                    | \$914.13       |        |
| 161864  | 15-Jan-25     | A1934     | ADVANCE AUTO PARTS                       | \$30.28      |                    | \$30.28        |        |
| 161865  | 15-Jan-25     | A5085     | AMERENIP                                 | \$43.68      |                    | \$43.68        |        |
| 161866  | 15-Jan-25     | A8012     | AT&T                                     | \$204.17     |                    | \$204.17       |        |
| 161867  | 15-Jan-25     | B0240     | BALLARD POWER SYSTEMS INC.               | \$6,450.00   |                    | \$6,450.00     |        |
| 161868  | 15-Jan-25     | C3512     | CINTAS FIRST AID & SAFETY                | \$163.86     |                    | \$163.86       |        |
| 161869  | 15-Jan-25     | C6262     | COMBINED CHARITABLE CAMPAIGN             | \$4,457.30   |                    | \$4,457.30     |        |
| 161870  | 15-Jan-25     | C6263     | COMCAST CABLE                            | \$322.09     |                    | \$322.09       |        |
| 161871  | 15-Jan-25     | I4973     | ILLINOIS TOLLWAY                         | \$0.00       |                    | \$0.00         | X      |
| 161872  | 15-Jan-25     | M1090     | MCCORMICK DISTRIBUTION & SERVICE         | \$346.77     |                    | \$346.77       |        |
| 161873  | 15-Jan-25     | M2179     | MENARD'S                                 | \$225.94     |                    | \$225.94       |        |
| 161874  | 15-Jan-25     | P2255     | PETTY CASH (GENERAL FUND)                | \$119.50     |                    | \$119.50       |        |
| 161875  | 15-Jan-25     | Q8300     | QUADIENT LEASING USA INC                 | \$191.25     |                    | \$191.25       |        |
| 161876  | 15-Jan-25     | S0060     | SAFEWORKS ILLINOIS                       | \$102.00     |                    | \$102.00       |        |
| 161877  | 15-Jan-25     | S3086     | SHERWIN-WILLIAMS                         | \$996.21     |                    | \$996.21       |        |
| 161878  | 15-Jan-25     | S6235     | SOUTHERN BUS & MOBILITY INC              | \$442.21     |                    | \$442.21       |        |
| 161879  | 15-Jan-25     | T7594     | TRUCK TRENDS, INC.                       | \$75.00      |                    | \$75.00        |        |
| 161880  | 15-Jan-25     | U5180     | UNITED PARCEL SERVICE                    | \$189.52     |                    | \$189.52       |        |
| 161881  | 15-Jan-25     | U7355     | U-C SANITARY DISTRICT                    | \$434.72     |                    | \$434.72       |        |



**Champaign-Urbana Mass Transit District**  
**Accounts Payable Check Disbursement List**  
 BUSEY BANK OPERATING ACCOUNT

From Date: 01/1/2025 Thru Date: 01/31/2025

| CheckNo  | ReferenceDate | Reference | Payee                                 | CheckAmount           | C-CARTS<br>Portion | MTD<br>Portion        | Voided |
|----------|---------------|-----------|---------------------------------------|-----------------------|--------------------|-----------------------|--------|
| 161882   | 15-Jan-25     | U7357     | CITY OF URBANA                        | \$3,311.20            |                    | \$3,311.20            |        |
| 161883   | 22-Jan-25     | A7490     | ARMSTRONG CASH & CARRY                | \$48.50               |                    | \$48.50               |        |
| 161884   | 22-Jan-25     | A8015     | AT & T                                | \$1,792.71            |                    | \$1,792.71            |        |
| 161885   | 22-Jan-25     | A85755    | AUTOMOTIVE COLOR & SUPPLY CORP        | \$180.80              |                    | \$180.80              |        |
| 161886   | 22-Jan-25     | C0365     | CARLE PHYSICIAN GROUP                 | \$2,146.00            |                    | \$2,146.00            |        |
| 161887   | 22-Jan-25     | C3052     | CHAMPAIGN COUNTY REGIONAL PLANNING    | \$1,181.47            | \$1,181.47         | \$0.00                |        |
| 161888   | 22-Jan-25     | C6263     | COMCAST CABLE                         | \$162.59              |                    | \$162.59              |        |
| 161889   | 22-Jan-25     | I4745     | ILLINI CONTRACTORS SUPPLY             | \$19.37               |                    | \$19.37               |        |
| 161890   | 22-Jan-25     | L2096     | SAM LEMAN C.JDR CHAMPAIGN             | \$343.20              |                    | \$343.20              |        |
| 161891   | 22-Jan-25     | M6162     | MOHAWK MFG. & SUPPLY CO.              | \$673.26              |                    | \$673.26              |        |
| 161892   | 22-Jan-25     | R2175     | RELIABLE PLUMBING & HEATING COMPANY   | \$3,640.00            |                    | \$3,640.00            |        |
| 161893   | 1/22/2025     | R8580     | INTERSTATE BILLING SERVICE, INC.      | \$659.78              |                    | \$659.78              |        |
| 161894   | 1/22/2025     | S2040     | SECRETARY OF STATE                    | \$173.00              |                    | \$173.00              |        |
| 161895   | 1/22/2025     | S2215     | SOUTH PARK AUTOMOTIVE, LLC            | \$1,118.78            |                    | \$1,118.78            |        |
| 161896   | 1/22/2025     | S3086     | SHERWIN-WILLIAMS                      | \$931.53              |                    | \$931.53              |        |
| 161897   | 1/22/2025     | U5180     | UNITED PARCEL SERVICE                 | \$142.46              |                    | \$142.46              |        |
| 161898   | 1/29/2025     | A1934     | ADVANCE AUTO PARTS                    | \$84.78               |                    | \$84.78               |        |
| 161899   | 1/29/2025     | A8006     | AT & T MOBILITY LLC                   | \$181.78              |                    | \$181.78              |        |
| 161900   | 1/29/2025     | A8007     | AT & T                                | \$957.01              |                    | \$957.01              |        |
| 161901   | 1/29/2025     | B0090     | BAE SYSTEMS CONTROLS, INC.            | \$474.45              |                    | \$474.45              |        |
| 161902   | 1/29/2025     | B2230     | BERNS, CLANCY & ASSOC. PC             | \$11,130.00           |                    | \$11,130.00           |        |
| 161903   | 1/29/2025     | D0271     | DANVILLE MASS TRANSIT                 | \$2,064.00            |                    | \$2,064.00            |        |
| 161904   | 1/29/2025     | E2405     | EFFINGHAM EQUITY                      | \$18,174.45           |                    | \$18,174.45           |        |
| 161905   | 1/29/2025     | I4790     | ILLINOIS-AMERICAN WATER               | \$693.57              |                    | \$693.57              |        |
| 161906   | 1/29/2025     | L0440     | LAWSON PRODUCTS, INC.                 | \$153.85              |                    | \$153.85              |        |
| 161907   | 1/29/2025     | L2096     | SAM LEMAN C.JDR CHAMPAIGN             | \$2,054.80            |                    | \$2,054.80            |        |
| 161908   | 1/29/2025     | M2179     | MENARD'S                              | \$1,078.25            |                    | \$1,078.25            |        |
| 161909   | 1/29/2025     | M8518     | MUNCIE RECLAMATION-SUPPLY             | \$1,372.37            |                    | \$1,372.37            |        |
| 161910   | 1/29/2025     | N0320     | NAPA AUTO PARTS                       | \$435.92              |                    | \$435.92              |        |
| 161911   | 1/29/2025     | P6275     | CHRIS POPOVICH                        | \$425.00              |                    | \$425.00              |        |
| 161912   | 1/29/2025     | R8580     | INTERSTATE BILLING SERVICE, INC.      | \$125.80              |                    | \$125.80              |        |
| 161913   | 1/29/2025     | S0060     | SAFEWORKS ILLINOIS                    | \$306.00              |                    | \$306.00              |        |
| 161914   | 1/29/2025     | S2040     | SECRETARY OF STATE                    | \$346.00              |                    | \$346.00              |        |
| 161915   | 1/29/2025     | T7594     | TRUCK TRENDS, INC.                    | \$854.99              |                    | \$854.99              |        |
| 161916   | 1/29/2025     | U5180     | UNITED PARCEL SERVICE                 | \$1,195.57            |                    | \$1,195.57            |        |
| 161917   | 1/29/2025     | U5184     | UPS SUPPLY CHAIN SOLUTIONS            | \$1,793.06            |                    | \$1,793.06            |        |
| 1022025  | 02-Jan-25     | S8020     | STANDARD INSURANCE COMPANY            | \$2,674.42            | \$51.94            | \$2,622.48            |        |
| 1032025  | 06-Jan-25     | I0025     | VANTAGEPOINT TRANSFER AGENTS - 301281 | \$16,033.91           |                    | \$16,033.91           |        |
| 1042025  | 06-Jan-25     | I0025     | VANTAGEPOINT TRANSFER AGENTS - 301281 | \$14,813.92           |                    | \$14,813.92           |        |
| 1052025  | 06-Jan-25     | I0025     | VANTAGEPOINT TRANSFER AGENTS - 301281 | \$8,590.17            |                    | \$8,590.17            |        |
| 1062025  | 06-Jan-25     | A2487     | AFLAC                                 | \$10,621.86           |                    | \$10,621.86           |        |
| 1072025  | 06-Jan-25     | S8020     | STANDARD INSURANCE COMPANY            | \$5,952.75            |                    | \$5,952.75            |        |
| 1082025  | 02-Jan-25     | U7359     | URBANA MUNICIPAL EMPL. CREDIT UNION   | \$45,409.71           |                    | \$45,409.71           |        |
| 1092025  | 09-Jan-25     | B8584     | BUSEY BANK                            | \$272.74              |                    | \$272.74              |        |
| 1102025  | 10-Jan-25     | I4830     | IMRF                                  | \$278,237.23          |                    | \$278,237.23          |        |
| 1112025  | 10-Jan-25     | I4830     | IMRF                                  | \$5,382.22            | \$3,572.07         | \$1,810.15            |        |
| 1152025  | 15-Jan-25     | D3100     | DIVVY                                 | \$14,141.49           |                    | \$14,141.49           |        |
| 1162025  | 16-Jan-25     | I0025     | VANTAGEPOINT TRANSFER AGENTS - 301281 | \$15,820.50           |                    | \$15,820.50           |        |
| 1172025  | 16-Jan-25     | I0025     | VANTAGEPOINT TRANSFER AGENTS - 301281 | \$14,660.44           |                    | \$14,660.44           |        |
| 1182025  | 16-Jan-25     | I0025     | VANTAGEPOINT TRANSFER AGENTS - 301281 | \$9,048.86            |                    | \$9,048.86            |        |
| 1192025  | 15-Jan-25     | U7359     | URBANA MUNICIPAL EMPL. CREDIT UNION   | \$45,368.12           |                    | \$45,368.12           |        |
| 1202025  | 17-Jan-25     | C3560     | CIRCLE K FLEET                        | \$8,594.46            | \$8,551.41         | \$43.05               |        |
| 1342025  | 30-Jan-25     | I4830     | IMRF                                  | \$2,957.93            |                    | \$2,957.93            |        |
| 1332025  | 31-Jan-25     | I0025     | VANTAGEPOINT TRANSFER AGENTS - 301281 | \$9,529.30            |                    | \$9,529.30            |        |
| 1322025  | 31-Jan-25     | I0025     | VANTAGEPOINT TRANSFER AGENTS - 301281 | \$24,881.82           |                    | \$24,881.82           |        |
| 1312025  | 31-Jan-25     | I0025     | VANTAGEPOINT TRANSFER AGENTS - 301281 | \$15,360.41           |                    | \$15,360.41           |        |
| 1302025  | 30-Jan-25     | A2487     | AFLAC                                 | \$10,621.86           |                    | \$10,621.86           |        |
| 1272025  | 27-Jan-25     | I4830     | IMRF                                  | \$4,198.28            |                    | \$4,198.28            |        |
| 1252025  | 30-Jan-25     | U7359     | URBANA MUNICIPAL EMPL. CREDIT UNION   | \$47,509.28           |                    | \$47,509.28           |        |
| 12312024 | 02-Jan-25     | D3100     | DIVVY                                 | \$17,578.55           |                    | \$17,578.55           |        |
|          |               |           | <b>TOTAL</b>                          | <b>\$1,442,940.34</b> | <b>\$19,425.14</b> | <b>\$1,423,515.20</b> |        |

**Champaign Urbana Mass Transit District**  
**Accounts Payable Check Disbursement List**

Checking Account #: 011-8189-0

FLEX CHECKING-BUSEY BANK

From Date: 1/31/2025

Thru Date: 1/31/2025

| Check # | Check Date | Ref # | Name                 | Amount        | Voided      |
|---------|------------|-------|----------------------|---------------|-------------|
| 1312025 | 1/31/2025  | F4640 | FLEX-EMPLOYEE REIMB. | \$15,426.15   |             |
|         |            |       |                      | <b>Total:</b> | \$15,426.15 |



**Champaign-Urbana Mass Transit District  
Accounts Payable ACH Disbursement List  
BUSEY BANK OPERATING ACCOUNT**

From Date: 01/1/2025 Thru Date: 01/31/2025

| Pymt Type | Date      | Reference    | Payee                                 | ACH Amount   | C-CARTS Portion | MTD Portion  |
|-----------|-----------|--------------|---------------------------------------|--------------|-----------------|--------------|
| ACH       | 03-Jan-25 | 278194-A1933 | ADVANCED COMMERCIAL ROOFING           | \$885.81     |                 | \$885.81     |
| ACH       | 03-Jan-25 | 278194-A4650 | LEARFIELD SUB, LLC                    | \$3,266.12   |                 | \$3,266.12   |
| ACH       | 03-Jan-25 | 278194-B3555 | BIRKEY'S FARM STORE, INC.             | \$1,788.28   |                 | \$1,788.28   |
| ACH       | 03-Jan-25 | 278194-C2165 | CENTRAL ILLINOIS TRUCKS               | \$10,884.51  |                 | \$10,884.51  |
| ACH       | 03-Jan-25 | 278194-C2231 | CERTIFIED LABORATORIES                | \$1,270.50   |                 | \$1,270.50   |
| ACH       | 03-Jan-25 | 278194-C3048 | CHAMPAIGN COUNTY ECONOMIC             | \$2,500.00   |                 | \$2,500.00   |
| ACH       | 03-Jan-25 | 278194-C3105 | CHEMICAL MAINTENANCE, INC.            | \$1,867.74   |                 | \$1,867.74   |
| ACH       | 03-Jan-25 | 278194-C4588 | CLEAN UNIFORM COMPANY                 | \$1,653.56   |                 | \$1,653.56   |
| ACH       | 03-Jan-25 | 278194-D2012 | DEAN'S GRAPHICS                       | \$433.00     |                 | \$433.00     |
| ACH       | 03-Jan-25 | 278194-D3590 | DISH PASSIONATE CUISINE               | \$1,620.00   |                 | \$1,620.00   |
| ACH       | 03-Jan-25 | 278194-D7700 | DS SERVICES OF AMERICA, INC.          | \$34.49      |                 | \$34.49      |
| ACH       | 03-Jan-25 | 278194-E0368 | EAST PENN MANUFACTURING CO.           | \$3,545.50   |                 | \$3,545.50   |
| ACH       | 03-Jan-25 | 278194-E3390 | EIGHT 22, LLC                         | \$4,408.00   |                 | \$4,408.00   |
| ACH       | 03-Jan-25 | 278194-E5638 | ENGINEERING RESOURCE ASSOCIATES, INC. | \$700.00     |                 | \$700.00     |
| ACH       | 03-Jan-25 | 278194-F6367 | FORD CITY                             | \$1,040.38   |                 | \$1,040.38   |
| ACH       | 03-Jan-25 | 278194-G2320 | GETZ FIRE EQUIPMENT CO.               | \$997.75     |                 | \$997.75     |
| ACH       | 03-Jan-25 | 278194-G6300 | GOODYEAR TIRE & RUBBER CO             | \$200.00     |                 | \$200.00     |
| ACH       | 03-Jan-25 | 278194-G7308 | GRAINGER                              | \$1,144.84   |                 | \$1,144.84   |
| ACH       | 03-Jan-25 | 278194-I4747 | ILLINI FS, INC.                       | \$44.39      |                 | \$44.39      |
| ACH       | 03-Jan-25 | 278194-I4841 | ILLINOIS PUBLIC RISK FUND             | \$36,161.00  | \$596.00        | \$35,565.00  |
| ACH       | 03-Jan-25 | 278194-I5758 | INIT INC.                             | \$880.00     |                 | \$880.00     |
| ACH       | 03-Jan-25 | 278194-I7667 | ISAKSEN GLERUM WACHTER, LLC           | \$105.00     |                 | \$105.00     |
| ACH       | 03-Jan-25 | 278194-J0320 | JANITOR & MAINTENANCE SUPPLIES, INC.  | \$133.57     |                 | \$133.57     |
| ACH       | 03-Jan-25 | 278194-J8850 | JX ENTERPRISES, INC.                  | \$4,690.81   |                 | \$4,690.81   |
| ACH       | 03-Jan-25 | 278194-K2166 | KEMPER INDUSTRIAL EQUIP.              | \$170.00     |                 | \$170.00     |
| ACH       | 03-Jan-25 | 278194-K2190 | KEN'S OIL SERVICE, INC.               | \$2,526.50   |                 | \$2,526.50   |
| ACH       | 03-Jan-25 | 278194-K6095 | KOENIG BODY & EQUIPMENT, INC.         | \$3,927.00   |                 | \$3,927.00   |
| ACH       | 03-Jan-25 | 278194-M1246 | MCMASTER-CARR SUPPLY CO.              | \$163.73     |                 | \$163.73     |
| ACH       | 03-Jan-25 | 278194-M3408 | MIDWEST TRANSIT EQUIPMENT, INC.       | \$1,739.55   |                 | \$1,739.55   |
| ACH       | 03-Jan-25 | 278194-M7377 | MSA SAFETY INCORPORATED               | \$6,150.00   |                 | \$6,150.00   |
| ACH       | 03-Jan-25 | 278194-N2290 | NEW FLYER INDUSTRIES                  | \$158,664.82 |                 | \$158,664.82 |
| ACH       | 03-Jan-25 | 278194-N2292 | THE AFTERMARKET PARTS COMPANY, LLC.   | \$26,016.93  |                 | \$26,016.93  |
| ACH       | 03-Jan-25 | 278194-N6235 | 40 NORTH 88 WEST, INC.                | \$2,100.00   |                 | \$2,100.00   |
| ACH       | 03-Jan-25 | 278194-O7370 | O'REILLY AUTOMOTIVE, INC.             | \$1,930.94   |                 | \$1,930.94   |
| ACH       | 03-Jan-25 | 278194-O7450 | ORKIN EXTERMINATING CO.               | \$1,736.97   |                 | \$1,736.97   |
| ACH       | 03-Jan-25 | 278194-P4521 | CYNTHIA HOYLE                         | \$1,560.00   |                 | \$1,560.00   |
| ACH       | 03-Jan-25 | 278194-P6385 | POTTER ELECTRIC SERVICE INC.          | \$12,840.24  |                 | \$12,840.24  |
| ACH       | 03-Jan-25 | 278194-Q8455 | QUILL                                 | \$554.93     |                 | \$554.93     |
| ACH       | 03-Jan-25 | 278194-S0078 | SAFETY-KLEEN CORP.                    | \$523.00     |                 | \$523.00     |
| ACH       | 03-Jan-25 | 278194-S1156 | SCHOONOVER SEWER SERVICE              | \$420.00     |                 | \$420.00     |
| ACH       | 03-Jan-25 | 278194-S3115 | DANIEL J. HARTMAN                     | \$4,883.00   |                 | \$4,883.00   |
| ACH       | 03-Jan-25 | 278194-S6962 | GENFARE                               | \$6,009.00   |                 | \$6,009.00   |
| ACH       | 03-Jan-25 | 278194-S8188 | STREETMETRICS, INC.                   | \$1,500.00   |                 | \$1,500.00   |
| ACH       | 03-Jan-25 | 278194-T7317 | TRANSPORTATION FOR IL COALITION       | \$1,100.00   |                 | \$1,100.00   |
| ACH       | 03-Jan-25 | 278194-U5998 | UNIVERSITY OF ILLINOIS                | \$32,732.83  |                 | \$32,732.83  |
| ACH       | 03-Jan-25 | 278194-U7385 | URBANA TRUE TIRES                     | \$1,905.15   |                 | \$1,905.15   |
| ACH       | 10-Jan-25 | 278388-B3555 | BIRKEY'S FARM STORE, INC.             | \$3,117.68   |                 | \$3,117.68   |
| ACH       | 10-Jan-25 | 278388-B8050 | BAKER TILLY US, LLP                   | \$10,451.84  |                 | \$10,451.84  |
| ACH       | 10-Jan-25 | 278388-C0275 | CCMSI                                 | \$20.00      |                 | \$20.00      |
| ACH       | 10-Jan-25 | 278388-C0340 | CARDINAL INFRASTRUCTURE, LLC          | \$6,500.00   |                 | \$6,500.00   |

**Champaign-Urbana Mass Transit District  
Accounts Payable ACH Disbursement List  
BUSEY BANK OPERATING ACCOUNT**

From Date: 01/1/2025 Thru Date: 01/31/2025

| Pymt Type | Date      | Reference    | Payee                                    | ACH Amount  | C-CARTS Portion | MTD Portion |
|-----------|-----------|--------------|--|-------------|-----------------|-------------|
| ACH       | 10-Jan-25 | 278388-C2165 | CENTRAL ILLINOIS TRUCKS                  | \$17,285.83 |                 | \$17,285.83 |
| ACH       | 10-Jan-25 | 278388-C3100 | CHELSEA FINANCIAL GROUP, LTD.            | \$45,543.81 |                 | \$45,543.81 |
| ACH       | 10-Jan-25 | 278388-C3105 | CHEMICAL MAINTENANCE, INC.               | \$2,045.34  |                 | \$2,045.34  |
| ACH       | 10-Jan-25 | 278388-C4586 | CLEAN HARBORS ENVIRONMENTAL SERVICES, IN | \$4,999.31  |                 | \$4,999.31  |
| ACH       | 10-Jan-25 | 278388-C4588 | CLEAN UNIFORM COMPANY                    | \$860.47    |                 | \$860.47    |
| ACH       | 10-Jan-25 | 278388-C6258 | COLUMBIA STREET ROASTERY                 | \$611.15    |                 | \$611.15    |
| ACH       | 10-Jan-25 | 278388-C8450 | CU HARDWARE COMPANY                      | \$195.13    |                 | \$195.13    |
| ACH       | 10-Jan-25 | 278388-C8510 | CURRENT SOLUTIONS OF THE MIDWEST LLC     | \$24,500.00 |                 | \$24,500.00 |
| ACH       | 10-Jan-25 | 278388-D0370 | DATA BUSINESS EQUIPMENT, INC.            | \$1,374.00  |                 | \$1,374.00  |
| ACH       | 10-Jan-25 | 278388-D0426 | DAVIS-HOUK MECHANICAL, INC               | \$15,883.84 |                 | \$15,883.84 |
| ACH       | 10-Jan-25 | 278388-D2126 | DELL MARKETING LP                        | \$1,313.91  |                 | \$1,313.91  |
| ACH       | 10-Jan-25 | 278388-D2250 | DELTA SAFETY SERVICES                    | \$980.00    |                 | \$980.00    |
| ACH       | 10-Jan-25 | 278388-D8520 | DUNCAN SUPPLY CO. INC.                   | \$463.85    |                 | \$463.85    |
| ACH       | 10-Jan-25 | 278388-E0350 | CLNA HOLDINGS                            | \$719.91    |                 | \$719.91    |
| ACH       | 10-Jan-25 | 278388-E0368 | EAST PENN MANUFACTURING CO.              | \$2,234.76  |                 | \$2,234.76  |
| ACH       | 10-Jan-25 | 278388-E5950 | LTD TECHNOLOGY SOLUTIONS, INC.           | \$600.00    |                 | \$600.00    |
| ACH       | 10-Jan-25 | 278388-F6367 | FORD CITY                                | \$1,912.44  |                 | \$1,912.44  |
| ACH       | 10-Jan-25 | 278388-G2287 | GFL ENVIRONMENTAL HOLDINGS (US), INC     | \$1,628.00  |                 | \$1,628.00  |
| ACH       | 10-Jan-25 | 278388-G4293 | GLOBAL TECHNICAL SYSTEMS, INC.           | \$1,531.50  |                 | \$1,531.50  |
| ACH       | 10-Jan-25 | 278388-G7375 | GRIMCO, INC                              | \$1,172.84  |                 | \$1,172.84  |
| ACH       | 10-Jan-25 | 278388-H3564 | HIRERIGHT GIS INTERMEDIATE CORP, INC.    | \$855.80    |                 | \$855.80    |
| ACH       | 10-Jan-25 | 278388-H6260 | ILLINOIS POWER MARKING CO                | \$1,692.92  |                 | \$1,692.92  |
| ACH       | 10-Jan-25 | 278388-I1595 | IDENTISYS INCORPORATED                   | \$1,221.91  |                 | \$1,221.91  |
| ACH       | 10-Jan-25 | 278388-I5758 | INIT INC.                                | \$1,370.00  |                 | \$1,370.00  |
| ACH       | 10-Jan-25 | 278388-I5773 | INSIGHT PUBLIC SECTOR, INC               | \$603.00    |                 | \$603.00    |
| ACH       | 10-Jan-25 | 278388-J0320 | JANITOR & MAINTENANCE SUPPLIES, INC.     | \$130.86    |                 | \$130.86    |
| ACH       | 10-Jan-25 | 278388-J5550 | JM TEST SYSTEMS, LLC                     | \$222.76    |                 | \$222.76    |
| ACH       | 10-Jan-25 | 278388-K2166 | KEMPER INDUSTRIAL EQUIP.                 | \$460.00    |                 | \$460.00    |
| ACH       | 10-Jan-25 | 278388-K2190 | KEN'S OIL SERVICE, INC.                  | \$58,123.70 |                 | \$58,123.70 |
| ACH       | 10-Jan-25 | 278388-L2005 | DONALD DAVID OWEN                        | \$3,150.00  |                 | \$3,150.00  |
| ACH       | 10-Jan-25 | 278388-M0350 | MANSFIELD POWER & GAS LLC                | \$28,550.01 |                 | \$28,550.01 |
| ACH       | 10-Jan-25 | 278388-M1246 | MCMMASTER-CARR SUPPLY CO.                | \$1,704.53  |                 | \$1,704.53  |
| ACH       | 10-Jan-25 | 278388-M3408 | MIDWEST TRANSIT EQUIPMENT, INC.          | \$199.92    |                 | \$199.92    |
| ACH       | 10-Jan-25 | 278388-N2292 | THE AFTERMARKET PARTS COMPANY, LLC.      | \$35,532.36 |                 | \$35,532.36 |
| ACH       | 10-Jan-25 | 278388-O7370 | O'REILLY AUTOMOTIVE, INC.                | \$1,010.34  |                 | \$1,010.34  |
| ACH       | 10-Jan-25 | 278388-P0015 | 3PLAY MEDIA, INC                         | \$213.75    |                 | \$213.75    |
| ACH       | 10-Jan-25 | 278388-Q8455 | QUILL                                    | \$143.45    |                 | \$143.45    |
| ACH       | 10-Jan-25 | 278388-R6000 | ROBBINS, SCHWARTZ, NICHOLAS, LIFTON & TA | \$4,414.00  |                 | \$4,414.00  |
| ACH       | 10-Jan-25 | 278388-R6120 | ROGARDS OFFICE PRODUCTS                  | \$41.96     |                 | \$41.96     |
| ACH       | 10-Jan-25 | 278388-S0078 | SAFETY-KLEEN CORP.                       | \$989.18    |                 | \$989.18    |
| ACH       | 10-Jan-25 | 278388-S2046 | SECURITAS ELECTRONIC SECURITY INC.       | \$251.82    |                 | \$251.82    |
| ACH       | 10-Jan-25 | 278388-S3115 | DANIEL J. HARTMAN                        | \$877.00    | \$60.00         | \$817.00    |
| ACH       | 10-Jan-25 | 278388-T2100 | TELCOM INNOVATIONS GROUP LLC             | \$658.50    |                 | \$658.50    |
| ACH       | 10-Jan-25 | 278388-T7300 | AMERITRAN SERVICE CORP                   | \$5,985.00  |                 | \$5,985.00  |
| ACH       | 10-Jan-25 | 278388-T7420 | TRILLIUM TRANSPORTATION FUELS, LLC       | \$9,750.00  |                 | \$9,750.00  |
| ACH       | 10-Jan-25 | 278388-T9072 | TWIN CITY INDUSTRIAL RUBBER, INC.        | \$221.81    |                 | \$221.81    |
| ACH       | 10-Jan-25 | 278388-X8300 | XPO LOGISTICS FREIGHT, INC.              | \$119.37    |                 | \$119.37    |
| ACH       | 17-Jan-25 | 278632-A4804 | ALPHA CONTROLS & SERVICES LLC            | \$2,447.50  |                 | \$2,447.50  |
| ACH       | 17-Jan-25 | 278632-B0427 | BARBECK COMMUNICATION                    | \$915.30    | \$915.30        | \$0.00      |
| ACH       | 17-Jan-25 | 278632-B8558 | BURKE SPRING AND ALIGNMENT               | \$605.97    |                 | \$605.97    |

**Champaign-Urbana Mass Transit District  
Accounts Payable ACH Disbursement List  
BUSEY BANK OPERATING ACCOUNT**

From Date: 01/1/2025 Thru Date: 01/31/2025

| Pymt Type | Date      | Reference    | Payee                                | ACH Amount   | C-CARTS Portion | MTD Portion  |
|-----------|-----------|--------------|--------------------------------------|--------------|-----------------|--------------|
| ACH       | 17-Jan-25 | 278632-C3105 | CHEMICAL MAINTENANCE, INC.           | \$2,510.28   |                 | \$2,510.28   |
| ACH       | 17-Jan-25 | 278632-C4588 | CLEAN UNIFORM COMPANY                | \$88.34      |                 | \$88.34      |
| ACH       | 17-Jan-25 | 278632-C6299 | CORNERSTONE GOVERNMENT AFFAIRS, INC. | \$4,500.00   |                 | \$4,500.00   |
| ACH       | 17-Jan-25 | 278632-D0423 | DAVE & HARRY LOCKSMITHS              | \$133.88     |                 | \$133.88     |
| ACH       | 17-Jan-25 | 278632-D2012 | DEAN'S GRAPHICS                      | \$420.00     |                 | \$420.00     |
| ACH       | 17-Jan-25 | 278632-D2126 | DELL MARKETING LP                    | \$1,754.96   |                 | \$1,754.96   |
| ACH       | 17-Jan-25 | 278632-D3630 | DIXON GRAPHICS                       | \$1,696.00   |                 | \$1,696.00   |
| ACH       | 17-Jan-25 | 278632-D8520 | DUNCAN SUPPLY CO. INC.               | \$46.40      |                 | \$46.40      |
| ACH       | 17-Jan-25 | 278632-E5950 | LTD TECHNOLOGY SOLUTIONS, INC.       | \$658.00     |                 | \$658.00     |
| ACH       | 17-Jan-25 | 278632-F6367 | FORD CITY                            | \$35.47      |                 | \$35.47      |
| ACH       | 17-Jan-25 | 278632-G4293 | GLOBAL TECHNICAL SYSTEMS, INC.       | \$2,483.53   |                 | \$2,483.53   |
| ACH       | 17-Jan-25 | 278632-G6300 | GOODYEAR TIRE & RUBBER CO            | \$13,213.32  |                 | \$13,213.32  |
| ACH       | 17-Jan-25 | 278632-H6260 | ILLINOIS POWER MARKING CO            | \$8,050.38   |                 | \$8,050.38   |
| ACH       | 17-Jan-25 | 278632-J0320 | JANITOR & MAINTENANCE SUPPLIES, INC. | \$116.39     |                 | \$116.39     |
| ACH       | 17-Jan-25 | 278632-J6136 | JOHNSON CONTROLS FIRE PROTECTION LP  | \$14,986.54  |                 | \$14,986.54  |
| ACH       | 17-Jan-25 | 278632-J8850 | JX ENTERPRISES, INC.                 | \$4,725.42   |                 | \$4,725.42   |
| ACH       | 17-Jan-25 | 278632-K2190 | KEN'S OIL SERVICE, INC.              | \$26,054.42  |                 | \$26,054.42  |
| ACH       | 17-Jan-25 | 278632-M1246 | MCMASTER-CARR SUPPLY CO.             | \$15.88      |                 | \$15.88      |
| ACH       | 17-Jan-25 | 278632-N2292 | THE AFTERMARKET PARTS COMPANY, LLC.  | \$31,765.97  |                 | \$31,765.97  |
| ACH       | 17-Jan-25 | 278632-O7370 | O'REILLY AUTOMOTIVE, INC.            | \$575.29     |                 | \$575.29     |
| ACH       | 17-Jan-25 | 278632-O7450 | ORKIN EXTERMINATING CO.              | \$965.98     |                 | \$965.98     |
| ACH       | 17-Jan-25 | 278632-P4525 | NORMA MCFARLAND                      | \$476.92     |                 | \$476.92     |
| ACH       | 17-Jan-25 | 278632-R6120 | ROGARDS OFFICE PRODUCTS              | \$117.48     |                 | \$117.48     |
| ACH       | 17-Jan-25 | 278632-S3115 | DANIEL J. HARTMAN                    | \$1,438.00   |                 | \$1,438.00   |
| ACH       | 17-Jan-25 | 278632-S5192 | S.J. SMITH WELDING SUPPLY            | \$89.70      |                 | \$89.70      |
| ACH       | 17-Jan-25 | 278632-S6545 | SPECIALTY FIELD SERVICE, INC.        | \$7,700.00   |                 | \$7,700.00   |
| ACH       | 17-Jan-25 | 278632-S6962 | GENFARE                              | \$32.76      |                 | \$32.76      |
| ACH       | 17-Jan-25 | 278632-T2225 | TERMINAL SUPPLY COMPANY              | \$434.37     |                 | \$434.37     |
| ACH       | 17-Jan-25 | 278632-T9069 | TWILIO INC                           | \$998.06     |                 | \$998.06     |
| ACH       | 24-Jan-25 | 278909-A4804 | ALPHA CONTROLS & SERVICES LLC        | \$335.81     |                 | \$335.81     |
| ACH       | 24-Jan-25 | 278909-A8720 | AVAIL TECHNOLOGIES, INC.             | \$109,720.52 |                 | \$109,720.52 |
| ACH       | 24-Jan-25 | 278909-B3555 | BIRKEY'S FARM STORE, INC.            | \$1,977.69   |                 | \$1,977.69   |
| ACH       | 24-Jan-25 | 278909-C0275 | CCMSI                                | \$35.00      |                 | \$35.00      |
| ACH       | 24-Jan-25 | 278909-C2165 | CENTRAL ILLINOIS TRUCKS              | \$1,592.23   |                 | \$1,592.23   |
| ACH       | 24-Jan-25 | 278909-C3105 | CHEMICAL MAINTENANCE, INC.           | \$1,066.32   |                 | \$1,066.32   |
| ACH       | 24-Jan-25 | 278909-C4588 | CLEAN UNIFORM COMPANY                | \$1,551.00   |                 | \$1,551.00   |
| ACH       | 24-Jan-25 | 278909-C6258 | COLUMBIA STREET ROASTERY             | \$97.00      |                 | \$97.00      |
| ACH       | 24-Jan-25 | 278909-C6282 | CONNOR COMPANY                       | \$67.88      |                 | \$67.88      |
| ACH       | 24-Jan-25 | 278909-D0423 | DAVE & HARRY LOCKSMITHS              | \$6,051.78   |                 | \$6,051.78   |
| ACH       | 24-Jan-25 | 278909-D0426 | DAVIS-HOUK MECHANICAL, INC           | \$3,052.79   |                 | \$3,052.79   |
| ACH       | 24-Jan-25 | 278909-D2012 | DEAN'S GRAPHICS                      | \$420.00     |                 | \$420.00     |
| ACH       | 24-Jan-25 | 278909-D2900 | DEWBERRY ENGINEERS INC.              | \$997.00     |                 | \$997.00     |
| ACH       | 24-Jan-25 | 278909-D3575 | DIRECT ENERGY BUSINESS               | \$14,532.70  |                 | \$14,532.70  |
| ACH       | 24-Jan-25 | 278909-D3630 | DIXON GRAPHICS                       | \$135.00     |                 | \$135.00     |
| ACH       | 24-Jan-25 | 278909-D8587 | DUST & SON OF CHAMPAIGN COUNTY, INC  | \$108.65     |                 | \$108.65     |
| ACH       | 24-Jan-25 | 278909-F6367 | FORD CITY                            | \$64.22      |                 | \$64.22      |
| ACH       | 24-Jan-25 | 278909-G7308 | GRAINGER                             | \$3,532.37   |                 | \$3,532.37   |
| ACH       | 24-Jan-25 | 278909-I4750 | ILLINI FIRE EQUIPMENT CO.            | \$58.00      |                 | \$58.00      |
| ACH       | 24-Jan-25 | 278909-J0320 | JANITOR & MAINTENANCE SUPPLIES, INC. | \$549.37     |                 | \$549.37     |
| ACH       | 24-Jan-25 | 278909-K2190 | KEN'S OIL SERVICE, INC.              | \$18,172.30  |                 | \$18,172.30  |

**Champaign-Urbana Mass Transit District  
Accounts Payable ACH Disbursement List  
BUSEY BANK OPERATING ACCOUNT**

From Date: 01/1/2025 Thru Date: 01/31/2025

| Pymt Type | Date      | Reference     | Payee                                    | ACH Amount            | C-CARTS Portion   | MTD Portion           |
|-----------|-----------|---------------|--|-----------------------|-------------------|-----------------------|
| ACH       | 24-Jan-25 | 278909-L6285  | LOOMIS ARMoured US, LLC                  | \$402.22              |                   | \$402.22              |
| ACH       | 24-Jan-25 | 278909-M1246  | MCMaster-CARR SUPPLY CO.                 | \$34.29               |                   | \$34.29               |
| ACH       | 24-Jan-25 | 278909-M34035 | MIDWEST FIBER RECYCLING                  | \$304.94              |                   | \$304.94              |
| ACH       | 24-Jan-25 | 278909-N2292  | THE AFTERMARKET PARTS COMPANY, LLC.      | \$9,807.30            |                   | \$9,807.30            |
| ACH       | 24-Jan-25 | 278909-O7370  | O'REILLY AUTOMOTIVE, INC.                | \$390.79              |                   | \$390.79              |
| ACH       | 24-Jan-25 | 278909-O7450  | ORKIN EXTERMINATING CO.                  | \$1,500.97            |                   | \$1,500.97            |
| ACH       | 24-Jan-25 | 278909-P3600  | PIVOT ENERGY, INC                        | \$1,028.24            |                   | \$1,028.24            |
| ACH       | 24-Jan-25 | 278909-S3115  | DANIEL J. HARTMAN                        | \$9,335.00            | \$207.00          | \$9,128.00            |
| ACH       | 24-Jan-25 | 278909-S5192  | S.J. SMITH WELDING SUPPLY                | \$92.69               |                   | \$92.69               |
| ACH       | 24-Jan-25 | 278909-S6545  | SPECIALTY FIELD SERVICE, INC.            | \$3,340.00            |                   | \$3,340.00            |
| ACH       | 24-Jan-25 | 278909-S6693  | SPIREON, INC.                            | \$55.95               |                   | \$55.95               |
| ACH       | 24-Jan-25 | 278909-S6962  | GENFARE                                  | \$122.18              |                   | \$122.18              |
| ACH       | 24-Jan-25 | 278909-T2225  | TERMINAL SUPPLY COMPANY                  | \$32.70               |                   | \$32.70               |
| ACH       | 24-Jan-25 | 278909-T7299  | 9280-0366 QUEBEC INC.                    | \$3,813.58            |                   | \$3,813.58            |
| ACH       | 24-Jan-25 | 278909-T9072  | TWIN CITY INDUSTRIAL RUBBER, INC.        | \$137.77              |                   | \$137.77              |
| ACH       | 24-Jan-25 | 278909-U7385  | URBANA TRUE TIRES                        | \$399.90              |                   | \$399.90              |
| ACH       | 24-Jan-25 | 278909-X8300  | XPO LOGISTICS FREIGHT, INC.              | \$265.80              |                   | \$265.80              |
| ACH       | 31-Jan-25 | 279157-N2290  | NEW FLYER INDUSTRIES                     | \$475,994.46          |                   | \$475,994.46          |
| ACH       | 30-Jan-25 | 279169-B0060  | BACON & VAN BUSKIRK                      | \$815.00              |                   | \$815.00              |
| ACH       | 30-Jan-25 | 279169-B3555  | BIRKEY'S FARM STORE, INC.                | \$2,314.61            |                   | \$2,314.61            |
| ACH       | 30-Jan-25 | 279169-B8558  | BURKE SPRING AND ALIGNMENT               | \$1,127.92            |                   | \$1,127.92            |
| ACH       | 30-Jan-25 | 279169-C2165  | CENTRAL ILLINOIS TRUCKS                  | \$3,576.94            |                   | \$3,576.94            |
| ACH       | 30-Jan-25 | 279169-C3100  | CHELSEA FINANCIAL GROUP, LTD.            | \$7,518.40            |                   | \$7,518.40            |
| ACH       | 30-Jan-25 | 279169-C3105  | CHEMICAL MAINTENANCE, INC.               | \$6,474.09            |                   | \$6,474.09            |
| ACH       | 30-Jan-25 | 279169-C3108  | CHEMSTATION OF INDIANA                   | \$1,932.50            |                   | \$1,932.50            |
| ACH       | 30-Jan-25 | 279169-C4588  | CLEAN UNIFORM COMPANY                    | \$888.87              |                   | \$888.87              |
| ACH       | 30-Jan-25 | 279169-C6282  | CONNOR COMPANY                           | \$682.85              |                   | \$682.85              |
| ACH       | 30-Jan-25 | 279169-C6291  | DG INVESTMENT INTERMEDIATE HOLDINGS 2    | \$733.37              |                   | \$733.37              |
| ACH       | 30-Jan-25 | 279169-D2012  | DEAN'S GRAPHICS                          | \$24,640.00           |                   | \$24,640.00           |
| ACH       | 30-Jan-25 | 279169-D3630  | DIXON GRAPHICS                           | \$103.00              |                   | \$103.00              |
| ACH       | 30-Jan-25 | 279169-D7700  | DS SERVICES OF AMERICA, INC.             | \$10.50               |                   | \$10.50               |
| ACH       | 30-Jan-25 | 279169-D8587  | DUST & SON OF CHAMPAIGN COUNTY, INC      | \$108.65              |                   | \$108.65              |
| ACH       | 30-Jan-25 | 279169-F6367  | FORD CITY                                | \$880.31              |                   | \$880.31              |
| ACH       | 30-Jan-25 | 279169-G2287  | GFL ENVIRONMENTAL HOLDINGS (US), INC     | \$1,631.16            |                   | \$1,631.16            |
| ACH       | 30-Jan-25 | 279169-G7308  | GRAINGER                                 | \$620.02              |                   | \$620.02              |
| ACH       | 30-Jan-25 | 279169-G7375  | GRIMCO, INC                              | \$219.88              |                   | \$219.88              |
| ACH       | 30-Jan-25 | 279169-I4747  | ILLINI FS, INC.                          | \$5,552.91            |                   | \$5,552.91            |
| ACH       | 30-Jan-25 | 279169-I5904  | INTERSTATE BATTERIES                     | \$1,144.52            |                   | \$1,144.52            |
| ACH       | 30-Jan-25 | 279169-I7667  | ISAKSEN GLERUM WACHTER, LLC              | \$210.00              |                   | \$210.00              |
| ACH       | 30-Jan-25 | 279169-J0320  | JANITOR & MAINTENANCE SUPPLIES, INC.     | \$148.26              |                   | \$148.26              |
| ACH       | 30-Jan-25 | 279169-J0375  | JASPER ENGINES & TRANSMISSIONS           | \$3,576.00            |                   | \$3,576.00            |
| ACH       | 30-Jan-25 | 279169-K2166  | KEMPER INDUSTRIAL EQUIP.                 | \$170.00              |                   | \$170.00              |
| ACH       | 30-Jan-25 | 279169-K2190  | KEN'S OIL SERVICE, INC.                  | \$52,602.50           |                   | \$52,602.50           |
| ACH       | 30-Jan-25 | 279169-K3575  | KIRK'S AUTOMOTIVE                        | \$3,800.00            |                   | \$3,800.00            |
| ACH       | 30-Jan-25 | 279169-M0377  | MARTIN ONE SOURCE                        | \$4,555.15            |                   | \$4,555.15            |
| ACH       | 30-Jan-25 | 279169-M2310  | MEYER CAPEL                              | \$1,853.00            |                   | \$1,853.00            |
| ACH       | 30-Jan-25 | 279169-M3408  | MIDWEST TRANSIT EQUIPMENT, INC.          | \$1,131.16            |                   | \$1,131.16            |
| ACH       | 30-Jan-25 | 279169-N2292  | THE AFTERMARKET PARTS COMPANY, LLC.      | \$20,875.37           |                   | \$20,875.37           |
| ACH       | 30-Jan-25 | 279169-O7370  | O'REILLY AUTOMOTIVE, INC.                | \$381.10              |                   | \$381.10              |
| ACH       | 30-Jan-25 | 279169-Q8455  | QUILL                                    | \$30.99               |                   | \$30.99               |
| ACH       | 30-Jan-25 | 279169-R2175  | RELIABLE PLUMBING & HEATING COMPANY      | \$145.00              |                   | \$145.00              |
| ACH       | 30-Jan-25 | 279169-R6000  | ROBBINS, SCHWARTZ, NICHOLAS, LIFTON & TA | \$4,158.00            |                   | \$4,158.00            |
| ACH       | 30-Jan-25 | 279169-R6120  | ROGARDS OFFICE PRODUCTS                  | \$523.91              |                   | \$523.91              |
| ACH       | 30-Jan-25 | 279169-R6130  | ROGERS SUPPLY COMPANY INC                | \$187.58              |                   | \$187.58              |
| ACH       | 30-Jan-25 | 279169-S0078  | SAFETY-KLEEN CORP.                       | \$1,447.02            |                   | \$1,447.02            |
| ACH       | 30-Jan-25 | 279169-S2201  | SEON DESIGN (USA) CORP.                  | \$9,648.00            |                   | \$9,648.00            |
| ACH       | 30-Jan-25 | 279169-S3086  | SHERWIN-WILLIAMS                         | \$92.66               |                   | \$92.66               |
| ACH       | 30-Jan-25 | 279169-S3115  | DANIEL J. HARTMAN                        | \$148.00              |                   | \$148.00              |
| ACH       | 30-Jan-25 | 279169-S6693  | SPIREON, INC.                            | \$3,381.60            |                   | \$3,381.60            |
| ACH       | 30-Jan-25 | 279169-S8188  | STREETMETRICS, INC.                      | \$1,500.00            |                   | \$1,500.00            |
| ACH       | 30-Jan-25 | 279169-T2225  | TERMINAL SUPPLY COMPANY                  | \$59.00               |                   | \$59.00               |
| ACH       | 30-Jan-25 | 279169-T2313  | TFORCE FREIGHT, INC                      | \$137.20              |                   | \$137.20              |
| ACH       | 30-Jan-25 | 279169-U7385  | URBANA TRUE TIRES                        | \$3,079.95            |                   | \$3,079.95            |
| ACH       | 30-Jan-25 | 279169-V3370  | VIA TRANSPORTATION, INC.                 | \$82,710.02           |                   | \$82,710.02           |
|           |           |               | <b>TOTAL</b>                             | <b>\$1,712,605.29</b> | <b>\$1,778.30</b> | <b>\$1,710,826.99</b> |

## MTD - Bank & Investment Balances

| Financial Institution          | Bank Bal @ 01/31/25           | Interest Rate | Maturity |
|--------------------------------|-------------------------------|---------------|----------|
| <b>Busey Bank</b>              |                               |               |          |
| Payroll                        | \$5,000.00                    | -             | -        |
| Illinois Terminal - Square POS | \$153,163.32                  | -             | -        |
| Operating                      | \$350,000.00                  | -             | -        |
| C-CARTS                        | \$151,923.76                  | -             | -        |
| Sec 125 Flexible Spending Plan | \$83,088.65                   | -             | -        |
| ATM                            | \$22,942.32                   | -             | -        |
| Money Market                   | \$21,747,845.98               | 3.66%         | -        |
| <b>First Mid Bank</b>          | \$14,036,963.02               | 3.58%         | -        |
| <b>Prospect Bank</b>           |                               |               | -        |
| MuniWise                       | \$1,004.94                    | 2.00%         |          |
| MuniWise Flex                  | \$9,914,136.14                | 3.17%         |          |
| <b>Total</b>                   | <b><u>\$46,466,068.13</u></b> |               |          |

## MTD - Capital Reserve, Restricted, & Operating @ 01/31/25

|  |                               |
|--|-------------------------------|
| Capital Reserve -Budgeted<br>(FY25 Capital Budget) | \$25,311,500.00               |
| Capital Reserve -Unbudgeted                        | \$21,783,106.10               |
| Operating  | -\$628,537.97                 |
| <b>Total</b>                                       | <b><u>\$46,466,068.13</u></b> |



MTD Board of Trustees meetings are generally held at 3:00 p.m. on the last Wednesday of the month at Illinois Terminal, 45 East University Avenue, Champaign

## Meeting Schedule for Calendar Year 2025

January 29, 2025

February 26, 2025

March 26, 2025

April 30, 2025

May 28, 2025

June 25, 2025

July 30, 2025

August 27, 2025

September 24, 2025

October 29, 2025

December 3, 2025

**RESOLUTION NO. 2025-2**

**A RESOLUTION SETTING A PUBLIC HEARING AND  
DIRECTION GIVING NOTICE THEREOF**

**NOW, THEREFORE, BE IT RESOLVED** by the Board of Trustees of the Champaign-Urbana Mass Transit District that:

1. That the Board hereby directs the Managing Director to cause to be published three times in the News-Gazette newspaper a Notice of Public Hearing to be held on the 10th day of April 2025, at 4:00 p.m. at Parkland College, Tony Noel Agriculture Technology Applications Center, Building W, Room W115, 2400 West Bradley Avenue, Champaign, to consider testimony relating to the annexation of those tracts described below:

FINAL PLAT OF BOULDER RIDGE 6TH SUBDIVISION TO THE CITY OF CHAMPAIGN, CHAMPAIGN COUNTY, ILLINOIS OF A PART OF THE SOUTHWEST QUARTER OF SECTION 4, TOWNSHIP 19 NORTH, RANGE 8 EAST OF THE THIRD PRINCIPAL MERIDIAN, CHAMPAIGN COUNTY, ILLINOIS RECORDED AS DOCUMENT NUMBER 2017R08135 ON FILE IN THE OFFICE OF THE CHAMPAIGN COUNTY RECORDER.

AND ALSO

FINAL PLAT OF BOULDER RIDGE 7TH SUBDIVISION TO THE CITY OF CHAMPAIGN, CHAMPAIGN COUNTY, ILLINOIS OF A PART OF THE SOUTHWEST QUARTER OF SECTION 4, TOWNSHIP 19 NORTH, RANGE 8 EAST OF THE THIRD PRINCIPAL MERIDIAN, CHAMPAIGN COUNTY, ILLINOIS RECORDED AS DOCUMENT NUMBER 2020R04224 ON FILE IN THE OFFICE OF THE CHAMPAIGN COUNTY RECORDER.

AND ALSO

"ILLINOIS AMERICAN WATER" TRACT:  
THE EAST 145 FEET OF THE NORTH 100 FEET OF THE SOUTH 1750 FEET OF THE SOUTHEAST QUARTER OF SECTION 5, TOWNSHIP 19 NORTH, RANGE 8 EAST OF THE THIRD PRINCIPAL MERIDIAN, CHAMPAIGN COUNTY ILLINOIS

AND ALSO

"HANDAL" TRACT:

BEGINNING ON THE EAST LINE OF THE SOUTHEAST QUARTER OF SECTION 5, TOWNSHIP 19 NORTH, RANGE 8 EAST OF THE THIRD PRINCIPAL MERIDIAN, 339 FEET NORTH OF THE SOUTHEAST CORNER OF SAID SOUTHEAST QUARTER, RUNNING THENCE CONTINUING WESTERLY ON THE LAST NAMED COURSE 381 FEET, THENCE NORTH 212 FEET PARALLEL WITH SAID EAST LINE, THENCE 91 DEGREES 10 MINUTES TO THE RIGHT 381 FEET, THENCE SOUTHERLY 212 FEET TO THE POINT OF BEGINNING, IN CHAMPAIGN COUNTY, ILLINOIS.

AND ALSO

ALL THAT PART OF THE PUBLIC ROAD RIGHT- OF- WAY KNOWN AS STALEY ROAD ADJOINING THE ABOVE DESCRIBED TRACTS LYING EAST AND WEST OF THE EAST LINE OF THE SOUTHEAST QUARTER OF SECTION 5 ALSO BEING THE WEST LINE OF THE SOUTHWEST QUARTER OF SECTION 4, ALL BEING IN TOWNSHIP 19 NORTH, RANGE 8 EAST OF THE THIRD PRINCIPAL MERIDIAN.

2. Further, the Managing Director is directed to cause to be mailed to all owners of parcels of 5 acres or more within such tracts, a written notice containing the same information as is contained in the Notice which is in the newspaper notice.

This Resolution is hereby passed by the affirmative vote, the "Ayes" and "Nays" being called, of a majority of the members of the Board of Trustees of the Champaign-Urbana Mass Transit District at a duly called regular meeting of the said Board of Trustees on the 26th day of February, 2025.

"Ayes" \_\_\_\_\_

"Nays" \_\_\_\_\_

"Abstention" \_\_\_\_\_



CHAMPAIGN-URBANA MASS TRANSIT  
DISTRICT,

BY: \_\_\_\_\_  
Dick Barnes, Chair

APPROVED by the Board of Trustees of the Champaign-Urbana Mass Transit District

this 26th day of February 2025.

CHAMPAIGN-URBANA MASS  
TRANSIT DISTRICT,

BY: \_\_\_\_\_  
Katie M. Good, Secretary

**RESOLUTION NO. 2025-3**

**A RESOLUTION SETTING A PUBLIC HEARING AND  
DIRECTION GIVING NOTICE THEREOF**

**NOW, THEREFORE, BE IT RESOLVED** by the Board of Trustees of the Champaign-Urbana Mass Transit District that:

1. That the Board hereby directs the Managing Director to cause to be published three times in the News-Gazette newspaper a Notice of Public Hearing to be held on the 16th day of April 2025, at 4:00 p.m. at The High School of Saint Thomas More, 3901 North Mattis Avenue, Champaign, to consider testimony relating to the annexation of those tracts described below:

**“JAMES O HURLBERT” TRACT:**

COMMENCING AT THE SOUTHEAST CORNER OF THE SOUTHWEST QUARTER OF SAID SECTION 26; THENCE NORTH 00 DEGREES 02 MINUTES 21 SECONDS WEST ALONG THE EAST LINE OF SAID SOUTHWEST QUARTER, 140.01 FEET TO THE POINT OF BEGINNING; THENCE NORTH 86 DEGREES 19 MINUTES 22 SECONDS WEST, 259.24 FEET; THENCE NORTH 72 DEGREES 42 MINUTES 40 SECONDS WEST, 245.47 FEET; THENCE NORTH 05 DEGREES 21 MINUTES 22 SECONDS WEST, 232.09 FEET; THENCE NORTH 20 DEGREES 45 MINUTES 48 SECONDS EAST, 180.80 FEET; THENCE NORTH 39 DEGREES 52 MINUTES 06 SECONDS EAST, A DISTANCE OF 701.93 FEET TO THE EAST LINE OF SAID SOUTHWEST QUARTER; THENCE SOUTH ALONG SAID EAST LINE TO THE POINT OF BEGINNING, IN CHAMPAIGN COUNTY, ILLINOIS.

**“OLYMPIAN NORTH #1 SUBDIVISION” TRACT:**

FINAL PLAT OF OLYMPIAN NORTH #1 SUBDIVISION TO THE CITY OF CHAMPAIGN, CHAMPAIGN COUNTY, ILLINOIS OF A PART OF THE WEST HALF OF THE SOUTHWEST QUARTER OF SECTION 26, TOWNSHIP 20 NORTH, RANGE 8 EAST OF THE THIRD PRINCIPAL MERIDIAN, CHAMPAIGN COUNTY, ILLINOIS, RECORDED AS DOCUMENT NUMBER 1997R22904 ON FILE IN THE OFFICE OF THE CHAMPAIGN COUNTY RECORDER.

**“OLYMPIAN NORTH #2 SUBDIVISION” TRACT:**

FINAL PLAT OF OLYMPIAN NORTH #2 SUBDIVISION TO THE CITY OF CHAMPAIGN, CHAMPAIGN COUNTY, ILLINOIS, OF A PART OF THE WEST HALF OF THE SOUTHWEST QUARTER OF SECTION 26, TOWNSHIP 20 NORTH, RANGE 8 EAST OF THE THIRD PRINCIPAL MERIDIAN, CHAMPAIGN COUNTY, ILLINOIS, RECORDED AS DOCUMENT NUMBER 1998414973 ON FILE IN THE OFFICE OF THE CHAMPAIGN COUNTY RECORDER.

“OLYMPIA COMMONS CONDOMINIUM UNITS C AND D” TRACTS:

CONDOMINIUM PLAT OF SECOND AMENDMENT TO OLYMPIA COMMONS CONDOMINIUM UNITS C AND D RECORDED AS DOCUMENT NUMBER 2018R16788 ON FILE IN THE OFFICE OF THE CHAMPAIGN COUNTY RECORDER.

LOT 205 CONDOMINIUM SURVEY

“UNITS A-1 THROUGH A-6 AND UNITS B-1 THROUGH B-8” TRACT:

PHASE 2, ADDENDUM NUMBER 1, LOT 205 CONDOMINIUM SURVEY OF UNITS A-1 THROUGH A-6 AND UNITS B-1 THROUGH B-8 RECORDED AS DOCUMENT NUMBER 99R19934.

“BURCH’S INDUSTRIAL PARK SUBDIVISION #1” TRACT:

FINAL PLAT OF BURCH’S INDUSTRIAL PARK SUBDIVISION #1 TO THE CITY OF CHAMPAIGN, CHAMPAIGN COUNTY, ILLINOIS, OF A PART OF THE WEST HALF OF THE NORTHWEST QUARTER OF SECTION 35, TOWNSHIP 20 NORTH, RANGE 8 EAST OF THE THIRD PRINCIPAL MERIDIAN, CHAMPAIGN COUNTY, ILLINOIS, RECORDED AS DOCUMENT NUMBER 2008R10558 ON FILE IN THE OFFICE OF THE CHAMPAIGN COUNTY RECORDER.

“EDELMAN REAL ESTATE, LLC” TRACT:

ALL THAT PART OF THE NORTHWEST QUARTER OF SECTION 35, TOWNSHIP 20 NORTH, RANGE 8 EAST OF THE THIRD PRINCIPAL MERIDIAN, LYING NORTH AND WEST OF THE RIGHT-OF-WAY OF FAI ROUTE 57 IN CHAMPAIGN COUNTY, ILLINOIS,

EXCEPT THE FOLLOWING DESCRIBED TRACT: COMMENCING AT THE NORTHWEST CORNER OF SECTION 35, TOWNSHIP 20 NORTH, RANGE 8 EAST OF THE THIRD PRINCIPAL MERIDIAN; THENCE SOUTH 89 DEGREES 18.1 MINUTES EAST ALONG THE NORTH LINE OF SAID SECTION 35, 50.00 FEET FOR A TRUE PLACE OF BEGINNING; THENCE CONTINUING SOUTH 89 DEGREES 18.1 MINUTES EAST ALONG SAID NORTH LINE OF SECTION 35, 1298.23 FEET TO THE NORTHWESTERLY RIGHT-OF-WAY LINE OF FAI ROUTE 57; THENCE SOUTH 40 DEGREES 26.5 MINUTES

WEST ALONG SAID RIGHT-OF-WAY LINE, 859.29 FEET; THENCE SOUTH 89 DEGREES 22.0 MINUTES WEST, 663.93 FEET TO THE EAST RIGHT-OF-WAY LINE OF FISHER ROAD, SAID POINT BEING 69.61 FEET EAST OF THE WEST LINE OF SAID SECTION 35; THENCE NORTHERLY ALONG SAID RIGHT-OF-WAY LINE, 522.99 FEET TO A POINT 50.00 FEET EAST OF THE WEST LINE OF SAID SECTION 35; THENCE CONTINUING ALONG SAID RIGHT-OF-WAY PARALLEL TO SAID WEST LINE OF SECTION 35, 155.37 FEET TO THE PLACE OF BEGINNING,

AND EXCEPT THAT PART CONVEYED TO THE STATE OF ILLINOIS BY DEED RECORDED IN BOOK 1456, AT PAGE 489, AS DOCUMENT 86R10984 IN CHAMPAIGN COUNTY, ILLINOIS.

"AMACHER VERN" TRACT:

BEGINNING AT THE SOUTHWEST CORNER OF THE SOUTHWEST QUARTER OF SECTION 26, TOWNSHIP 20 NORTH, RANGE 8 EAST OF THE THIRD PRINCIPAL MERIDIAN, CHAMPAIGN COUNTY, ILLINOIS, SAID SOUTHWEST CORNER BEING THE POINT OF BEGINNING; THENCE NORTH 0 DEGREES 23 MINUTES 43 SECONDS WEST ALONG THE WEST LINE OF SAID SOUTHWEST QUARTER, 273.00 FEET TO THE SOUTH LINE OF THE EXISTING RIGHT-OF-WAY OF CHAMPAIGN COUNTY HIGHWAY 1-A, ALSO KNOWN AS OLYMPIAN DRIVE; THENCE SOUTH 89 DEGREES 18 MINUTES 28 SECONDS EAST ALONG SAID SOUTH RIGHT-OF-WAY LINE, SAID LINE ALSO BEING PARALLEL WITH AND 273 FEET NORTH OF THE SOUTH LINE OF SAID SOUTHWEST QUARTER; THENCE NORTH PARALLEL WITH THE WEST LINE OF SAID SOUTHWEST QUARTER SECTION ON A LOCAL BEARING OF NORTH 0 DEGREES 24 MINUTES 03 SECONDS WEST, 273 FEET TO THE SOUTH RIGHT-OF-WAY LINE OF THE RAMP ACCESS TO FEDERAL AID ROUTE 57; THENCE WEST ALONG THE SOUTH LINE OF THE SOUTHWEST QUARTER OF SECTION 26, A DISTANCE OF 478.5 FEET TO THE POINT OF BEGINNING.

"OC 2016 LLC" TRACT:

A TRACT OF LAND BEING A PART OF THE SOUTH HALF OF THE SOUTHWEST QUARTER OF SECTION 26, TOWNSHIP 20 NORTH, RANGE 8 EAST OF THE THIRD PRINCIPAL MERIDIAN, MORE PARTICULARLY DESCRIBED AS FOLLOWS: BEGINNING AT THE NORTHWEST CORNER OF THE SOUTH HALF OF THE SOUTHWEST QUARTER OF SAID SECTION 26, PROCEED AT THE NORTHWEST CORNER OF THE SOUTH HALF OF THE SOUTHWEST QUARTER OF SAID SECTION 26, PROCEED ON AN ASSUMED BEARING OF SOUTH 89 DEGREES 24 MINUTES 23 SECONDS EAST ALONG THE NORTH LINE OF THE SOUTH HALF OF SAID SOUTHWEST QUARTER, 45.01 FEET TO THE EAST RIGHT-OF-WAY LINE OF NORTH MATTIS AVENUE, BEING THE TRUE POINT OF BEGINNING; THENCE CONTINUE SOUTH 89 DEGREES 24 MINUTES 23 SECONDS EAST ALONG THE SAID NORTH LINE, 326.28 FEET TO THE NORTHWEST CORNER OF LOT 404 OF PRAIRIE CROSSING

BUSINESS PARK PHASE 2, A SUBDIVISION AS RECORDED AT THE CHAMPAIGN COUNTY RECORDER'S OFFICE AS DOCUMENT NUMBER 2016R19193; THENCE SOUTH 00 DEGREES 35 MINUTES 37 SECONDS WEST, 229.24 FEET ALONG THE WEST LINE OF SAID LOT 404 TO THE NORTH RIGHT-OF-WAY LINE OF RION DRIVE, THE FOLLOWING DESCRIBED COURSES: 109.29 FEET AROUND A CURVE TO THE LEFT CONCAVE TO THE SOUTH, HAVING A RADIUS OF 283.00 FEET, A CHORD BEARING SOUTH 53 DEGREES 40 MINUTES 00 SECONDS WEST; THENCE SOUTH 42 DEGREES 36 MINUTES 11 SECONDS WEST, 136.43 FEET; THENCE 131.78 FEET ALONG A CURVE TO THE RIGHT CONCAVE TO THE NORTH, HAVING A RADIUS OF 217.00 FEET, A CHORD BEARING OF SOUTH 60 DEGREES 00 MINUTES 00 SECONDS WEST; THENCE NORTH 43 DEGREES 40 MINUTES 56 SECONDS WEST, 41.47 FEET TO THE EAST RIGHT-OF-WAY LINE OF NORTH MATTIS AVENUE; THENCE NORTH 00 DEGREES 24 MINUTES 03 SECONDS WEST, ALONG THE SAID EAST RIGHT-OF-WAY LINE, 432.28 FEET TO THE TRUE POINT OF BEGINNING, ENCOMPASSING 2.691 ACRES MORE OR LESS IN CHAMPAIGN COUNTY, ILLINOIS.

"PRAIRIE CROSSING BUSINESS PARK PHASE 2 SUBDIVISION" TRACT:

FINAL PLAT OF PRAIRIE CROSSING BUSINESS PARK PHASE 2 TO THE CITY OF CHAMPAIGN, CHAMPAIGN COUNTY, ILLINOIS, OF A PART OF THE SOUTH HALF OF THE SOUTHWEST QUARTER OF SECTION 26, TOWNSHIP 20 NORTH, RANGE 8 EAST OF THE THIRD PRINCIPAL MERIDIAN, CHAMPAIGN COUNTY, ILLINOIS, RECORDED AS DOCUMENT NUMBER 2016R19193 ON FILE IN THE OFFICE OF THE CHAMPAIGN COUNTY RECORDER.

"LOT 209 OLYMPIAN NORTH #2" TRACT:

FINAL PLAT OF LOT 209 OF OLYMPIAN NORTH #2 TO THE CITY OF CHAMPAIGN, CHAMPAIGN COUNTY, ILLINOIS, OF A PART OF THE SOUTH HALF OF THE SOUTHWEST QUARTER OF SECTION 26, TOWNSHIP 20 NORTH, RANGE 8 EAST OF THE THIRD PRINCIPAL MERIDIAN, CHAMPAIGN COUNTY, ILLINOIS, RECORDED AS DOCUMENT NUMBER 2008R16486 ON FILE IN THE OFFICE OF THE CHAMPAIGN COUNTY RECORDER.

"PRAIRIE CROSSING BUSINESS PARK PHASE 3 SUBDIVISION" TRACT:

FINAL PLAT OF PRAIRIE CROSSING BUSINESS PARK PHASE 3 TO THE CITY OF CHAMPAIGN, CHAMPAIGN COUNTY, ILLINOIS, OF A PART OF THE SOUTHWEST QUARTER OF SECTION 26, TOWNSHIP 20 NORTH, RANGE 8 EAST OF THE THIRD PRINCIPAL MERIDIAN, CHAMPAIGN COUNTY, ILLINOIS, RECORDED AS DOCUMENT NUMBER 2019R07136 ON FILE IN THE OFFICE OF THE CHAMPAIGN COUNTY RECORDER.

"PRAIRIE CROSSING BUSINESS PARK PHASE 1 SUBDIVISION" TRACT:

FINAL PLAT OF PRAIRIE CROSSING BUSINESS PARK PHASE 1 TO THE CITY OF CHAMPAIGN, CHAMPAIGN COUNTY, ILLINOIS, OF A PART OF THE SOUTH HALF OF THE SOUTHWEST QUARTER OF SECTION 26, TOWNSHIP 20 NORTH, RANGE 8 EAST OF THE THIRD PRINCIPAL MERIDIAN, CHAMPAIGN COUNTY, ILLINOIS, RECORDED AS DOCUMENT NUMBER 2014R12394 ON FILE IN THE OFFICE OF THE CHAMPAIGN COUNTY RECORDER.

“HAROLD AND IMA GRIBBS” TRACT:

BEGINNING ON THE SOUTH LINE OF THE SOUTHWEST QUARTER OF SECTION 26, AT A POINT 478.75 FEET EASTERLY FROM THE SOUTHWEST CORNER OF SAID SECTION; THENCE NORTH PARALLEL WITH THE WEST LINE OF SAID SOUTHEAST QUARTER SECTION ON A LOCAL BEARING OF NORTH 0 DEGREES 24 MINUTES 03 SECONDS WEST, 273 FEET TO THE SOUTH RIGHT-OF-WAY LINE OF THE RAMP ACCESS TO FAI ROUTE 57; THENCE SOUTH 84 DEGREES 45 MINUTES 21 SECONDS EAST ALONG THE HIGHWAY RIGHT-OF-WAY LINE, 216.3 FEET; THENCE SOUTH 84 DEGREES 45 MINUTES 21 SECONDS EAST ALONG THE HIGHWAY RIGHT-OF-WAY LINE, 216.3 FEET; THENCE SOUTH ON LOCAL BEARING OF SOUTH 0 DEGREES 24 MINUTES 03 SECONDS EAST, 253.2 FEET; THENCE NORTH 89 DEGREES 46 MINUTES 57 SECONDS WEST TO THE POINT OF BEGINNING; CONTAINING 1 ACRE, MORE OR LESS.

ALSO, ALL THAT PART OF THE SOUTHWEST QUARTER OF THE SOUTHWEST QUARTER OF SECTION 26, TOWNSHIP 20 NORTH, RANGE 8 EAST OF THE THIRD PRINCIPAL MERIDIAN, CHAMPAIGN COUNTY, ILLINOIS, LYING SOUTH OF TOWNSHIP ROAD 151 AS IT HAS BEEN RELOCATED TO CONNECT TO THE INTERSTATE HIGHWAY, AND WEST OF FAI ROUTE 57, EXCEPT THE WEST 478.5 FEET OF SAID SECTION 26, LOCATED IN CHAMPAIGN COUNTY, ILLINOIS.

“ILLINOIS AMERICAN WATER” TRACT:

A TRACT OF LAND BEING A PART OF THE SOUTHEAST QUARTER OF THE SOUTHEAST QUARTER OF SECTION 27, TOWNSHIP 20 NORTH, RANGE 8 EAST OF THE THIRD PRINCIPAL MERIDIAN, CHAMPAIGN COUNTY, ILLINOIS, THE BOUNDARY OF WHICH IS DESCRIBED AS FOLLOWS: COMMENCING AT THE SOUTHEAST CORNER OF SAID SOUTHEAST QUARTER OF SECTION 27, PROCEED NORTH 00 DEGREES 11 MINUTES 08 SECONDS EAST ALONG THE EAST LINE OF SAID SOUTHEAST QUARTER, 94.00 FEET TO THE TRUE POINT OF BEGINNING; THENCE NORTH 89 DEGREES 50 MINUTES 10 SECONDS WEST, 130.00 FEET; THENCE NORTH 00 DEGREES 11 MINUTES 08 SECONDS EAST, 100.00 FEET; THENCE SOUTH 89 DEGREES 50 MINUTES 10 SECONDS EAST, 130.00 FEET TO THE EAST LINE OF SAID SOUTHEAST QUARTER; THENCE SOUTH 00 DEGREES 11

MINUTES 08 SECONDS EAST ALONG SAID EAST LINE OF THE SOUTHEAST QUARTER, 100.00 FEET TO THE TRUE POINT OF BEGINNING.

AND ALSO

ALL THAT PART OF THE PUBLIC ROAD RIGHT-OF-WAY KNOWN AS NORTH MATTIS AVENUE, LYING ADJACENT TO THE ABOVE, FOLLOWING DESCRIBED TRACTS, BEING EAST AND WEST OF THE WEST LINE OF THE SOUTHWEST QUARTER OF SECTION 26, AND EAST AND WEST OF THE WEST LINE OF THE NORTHWEST QUARTER OF SECTION 35, ALL IN TOWNSHIP 20 NORTH, RANGE 8 EAST OF THE THIRD PRINCIPAL MERIDIAN, CITY OF CHAMPAIGN, CHAMPAIGN COUNTY, ILLINOIS.

AND ALSO

ALL THAT PART OF THE PUBLIC ROAD RIGHT-OF-WAY KNOWN AS INTERSTATE 57 ADJOINING THE ABOVE DESCRIBED TRACTS.

AND ALSO

ALL THAT PART OF THE PUBLIC ROAD RIGHT-OF-WAY KNOWN AS OLYMPIAN DRIVE, ADJOINING THE ABOVE DESCRIBED TRACTS.

AND ALSO

ALL THAT PART OF THE PUBLIC ROAD RIGHT-OF-WAY KNOWN AS INDUSTRIAL PARK DRIVE ADJOINING THE ABOVE DESCRIBED TRACTS AND BEING NORTH OF THE SOUTH LINE OF THE SOUTHWEST QUARTER OF SECTION 26, TOWNSHIP 20 NORTH, RANGE 8 EAST OF THE THIRD PRINCIPAL MERIDIAN, CHAMPAIGN COUNTY, ILLINOIS.

AND ALSO

ALL THAT PART OF THE PUBLIC ROAD RIGHT-OF-WAY KNOWN AS BLARNEY DRIVE AND RION DRIVE ADJOINING THE ABOVE DESCRIBED TRACTS.

SAID TOTAL TERRITORY TO BE ANNEXED TO THE CHAMPAIGN-URBANA MASS TRANSIT DISTRICT IS LEGALLY CONTIGUOUS TO THE EXISTING BOUNDARY OF THE CHAMPAIGN-URBANA MASS TRANSIT DISTRICT, CONTAINING 99.0 ACRES MORE OR LESS, ALL AS SHOWN ON THE ACCOMPANYING PLAT, ALL SITUATED IN CHAMPAIGN COUNTY, ILLINOIS.

2. Further, the Managing Director is directed to cause to be mailed to all owners of parcels of 5 acres or more within such tracts, a written notice containing the same information as is contained in the Notice which is in the newspaper notice.

This Resolution is hereby passed by the affirmative vote, the “Ayes” and “Nays” being called, of a majority of the members of the Board of Trustees of the Champaign-Urbana Mass Transit District at a duly called regular meeting of the said Board of Trustees on the 26th day of February, 2025.

“Ayes” \_\_\_\_\_

“Nays” \_\_\_\_\_

“Abstention” \_\_\_\_\_

CHAMPAIGN-URBANA MASS TRANSIT  
DISTRICT,

BY: \_\_\_\_\_  
Dick Barnes, Chair

APPROVED by the Board of Trustees of the Champaign-Urbana Mass Transit District  
this 26th day of February 2025.

CHAMPAIGN-URBANA MASS  
TRANSIT DISTRICT,

BY: \_\_\_\_\_  
Katie M. Good, Secretary





To: Karl Gnadt, Managing Director/CEO  
 From: Ashlee McLaughlin, External Affairs Director  
 Date: February 26, 2025  
 Subject: Approval of Bus Procurement Purchase Order

---

- A. Introduction:** The District will utilize federal funding and MTD capital reserve funding to purchase eight (8) 40-foot hybrid buses to expand MTD’s fleet.
- B. Recommended Action:** Staff recommends authorization of the Managing Director to issue a purchase order to New Flyer in the amount of \$8,148,760 for eight (8) 40-foot diesel electric hybrid buses.
- C. Prior Trustee Action:** On January 27, 2021, the Board of Trustees provided approval to enter into a five-year bus procurement contract with New Flyer of America.
- D. Summary:** The District’s current contract with New Flyer gives the District the ability to purchase 40-foot and 60-foot diesel electric hybrid buses through March 2026. Staff requests approval to exercise options on the contract by issuing a purchase order to New Flyer for eight (8) 40-foot diesel electric hybrid buses. The 40-foot buses are \$1,018,595 each, totaling \$8,148,595 for eight buses, with delivery expected in July through September of 2026.

Staff believe expanding the fleet is crucial for maintaining reliable service. With service back to pre-pandemic levels, and ridership mirroring 2019 levels, the maximum number of buses needed in service at one time has increased from 99 to 103, leaving fewer spare buses for routine and unplanned maintenance. Expanding the fleet by eight buses would raise the spare bus ratio from 15 percent to 20 percent, the Federal Transit Administration’s recommended level. This higher spare ratio would create more flexibility for Maintenance staff to continue routine maintenance and handle other service needs as they arise. A higher spare ratio would also reduce pressure on the Maintenance Department during periods when the hydrogen station is down for routine or unexpected maintenance. When the hydrogen station is down long enough to require removing all 12 hydrogen buses from service, that brings the spare ratio down to just 3 percent. Lastly, with potential future annexations and the increased service demands they could bring, it's critical to plan ahead. Given that bus manufacturers currently have 18-month lead times, the District is working to anticipate future needs, knowing that future bus replacement orders can be adjusted down, if necessary.

- E. Background:** Since the Board committed to only purchasing low- or zero-emission buses, the District has not purchased a standard diesel bus since 2003. With 12 hydrogen buses in the fleet as of 2024, MTD Maintenance Staff is currently assessing the capacity of the hydrogen station to support additional hydrogen buses before expanding the station. This makes hybrid the best choice for this procurement. The table below shows the purchases to date on the current New Flyer contract.

|           | Vehicles Purchased |            |                     | Vehicles Replaced |            |              |
|-----------|--------------------|------------|---------------------|-------------------|------------|--------------|
|           | Year               | # of buses | Type                | Age (years)*      | # of buses | Type         |
| 1)        | 2021               | 3          | 60-ft hybrid        | 20                | 3          | 60ft diesel  |
| 2)        | 2022               | 4          | 60-ft hybrid        | 21                | 4          | 60ft diesel  |
| 3)        | 2022               | 4          | 40-ft hybrid        | Expansion         |            |              |
| 4)        | 2023               | 4          | 60-ft hybrid        | 14                | 4          | 60ft hybrid  |
| 5)        | 2023               | 26         | 40-ft hybrid        | 13-14             | 26         | 40-ft hybrid |
| <b>6)</b> | <b>2025</b>        | <b>8</b>   | <b>40-ft hybrid</b> | <b>Expansion</b>  |            |              |

\*The Federal requirement for minimum service life for heavy duty large buses is 12 years or 500,000 miles.

**F. Alternatives – advantages/disadvantages**

1. Authorizing the Managing Director to issue the purchase order allows the District to expand the fleet and increase the spare ratio.
2. Not authorizing the Managing Director to issue a purchase order would result in ongoing pressure on the Maintenance Department and a higher risk of not having enough buses to meet pull-out at peak service times.

**G. Budget & Staffing Impacts:** The District will utilize federal and local capital reserve funding to purchase eight 40-foot hybrid buses. The District was allocated \$13,051,564 in Coronavirus Response and Relied Supplemental Appropriations (CRRSAA) COVID Relief funds in 2021. There are \$2,527,503 remaining in CRRSAA funds that will all be invested in this procurement. The CRRSAA funds do not require local matching funds. The rest of the procurement will be funded with federal Section 5307 funds which require a 20 percent match.

|                              |                    |
|------------------------------|--------------------|
| <b>Federal CRRSAA</b>        | \$2,527,503        |
| <b>Federal Section 5307</b>  | \$4,497,006        |
| <b>Local Capital Reserve</b> | \$1,124,251        |
| <b>Total</b>                 | <b>\$8,148,760</b> |



**CHAMPAIGN-URBANA MASS  
TRANSIT DISTRICT**

**Option Proposal for 10 – 40-foot  
Hybrid-Electric Buses**

**Rev B**

**(PPI, Price adjustments)**

## **Proposal Table of Contents**

- Tab 1, Letter of Transmittal**
- Tab 2, Bus Price Summary**
- Tab 3, Bus Price Change Detail**
- Tab 4, Bus Warranty Proposal**
- Tab 5, Bus Training Proposal**
- Tab 6, Bus Publications Proposal**
- Tab 7, Bus Tools and Diagnostics Proposal**
- Tab 8, Bus Contract Spares Proposal**
- Tab 9, Bus Delivery Schedule**
- Tab 10, Bus Technical Summary**

## **Tab 1, Letter of Transmittal**

### **Solicitation Requirements:**

N/A

### **New Flyer Response:**

Please see attached our [Letter of Transmittal](#) to the Champaign-Urbana Mass Transit District.

Please indicate your acceptance by providing a Purchase Order to New Flyer, attention:

Adrian Graca, Business Segment Director – Municipal Transit Fleets  
204.470.5521  
[Adrian\\_Graca@newflyer.com](mailto:Adrian_Graca@newflyer.com)



January 29, 2025

Ashlee McLaughlin  
External Affairs Director  
Champaign-Urbana Mass Transit District  
amclaughlin@mtd.org

**Subject:** Quotation for ten (10) 40-Foot Heavy-Duty Hybrid-Electric Transit bus (**Rev B**)

Dear Ashlee,

New Flyer is pleased to submit an option price quotation for the production of ten (10) 40-foot Heavy-Duty Hybrid-Electric Transit buses based on New Flyer's agreement with Champaign-Urbana Mass Transit District.

The proposed buses will be technically configured as per your previous SR-2904 with updates to include the new Gen3 BAE system.

The XDE40 price per contract is **\$1,034,236/bus** which includes Warranty, Publications, and Delivery.

**Revision B:** includes changes to PPI and price adjustments, see Tab 3 for details.

We would like to highlight key elements of our proposal:

**Warranty:** New Flyer exceeds the industry standard warranties in many areas such as our 5 year / 300,000 miles axle warranty (standard warranty is 2 years) and our 3 years / 150,000 miles multiplex warranty (standard competitor warranty is 1 year / 50,000 miles). Please see our Warranty Proposal for more information. Please note that warranty is included in the bus price.

**Training:** New Flyer Training is an organization within the New Flyer Customer Services group, a division of New Flyer Industries. As a part of the leading manufacturer of heavy-duty transit buses in the United States and Canada, we have access to top design, engineering, propulsion technology, and electrical systems professionals. This allows us to offer the service and expertise to maximize the lifetime value of your fleet. Please see our Training Proposal for more information. Please note that optional training is not included in the bus price.

**Publications:** The New Flyer Publications team combines extensive, hands-on technical experience with exceptional writing, illustrating, and publishing skills to create the industry's benchmark in maintenance manuals. They supply accurate information in a timely manner, assisting the customer in the performance of proper bus maintenance, which adds to the overall reliability and lifetime value of each New Flyer bus on the road. Please see our Publications Proposal for more information. Please note that publications are included in the bus price.

**Tooling and Diagnostics:** Please see our Tools and Diagnostics Proposal for more information. Please note that tooling and diagnostics are not included in the bus price.

**Delivery Proposal:** New Flyer is proposing a complete delivery by Q3 of 2026 based on a receipt of a Notice to Proceed within 60 days of this submission. Please note that delivery is included in the bus price.

**Payment Terms:** Following the terms and conditions of New Flyer’s contract payment terms:

- Payment terms are Net 30 days
- Acceptance is within 15 days of delivery

In addition, New Flyer is pleased to offer Champaign-Urbana Mass Transit District the following alternative payment terms for consideration:

| Terms – Payment Net 30 for all Milestones | Percentage  | Amount             | Discount          | Net Payment        |
|---|-------------|--------------------|-------------------|--------------------|
| <b>Contract Terms</b>                     |             |                    |                   |                    |
| Line Entry                                | 80%         | \$827,389          | (\$15,641)        | \$811,748          |
| Acceptance                                | 20%         | \$206,847          | -                 | \$206,847          |
|   | <b>100%</b> | <b>\$1,034,236</b> | <b>(\$15,641)</b> | <b>\$1,018,595</b> |

This project allows New Flyer the important opportunity to continue our strong relationship with the Champaign-Urbana Mass Transit District. It also gives us the opportunity again to delivery some of the most advanced vehicles available in North America. We thank you for your continued interest in New Flyer products and look forward to working with you again in the near future.

This quote is open for acceptance for sixty (60) days. Please indicate your acceptance by providing a Purchase Order to New Flyer of America, attention Adrian Graca, Business Segment Director – Municipal & Private Fleets at [Adrian\\_Graca@newflyer.com](mailto:Adrian_Graca@newflyer.com).

Sincerely,  
**NEW FLYER OF AMERICA INC.**



Nhi Le, P.Eng.  
*Technical Sales Manager*  
 431.373.5698  
[Nhi\\_Le@newflyer.com](mailto:Nhi_Le@newflyer.com)

CC: Adrian Graca- Business Segment Direct – Municipal Transit Fleets  
 Jeff Butler – Regional Sales Manager

## **Tab 2, Bus Price Summary**

### **Solicitation Requirements:**

N/A

### **New Flyer Response:**

Please see attached New Flyer's [2a Price Summary](#) for ten (10) 40-foot Hybrid -Electric buses for Champaign-Urbana Mass Transit District.





## Price Change Summary

**Property:** CHAMPAIGN - URBANA MASS TRANSIT DISTRICT (URBANA, IL)  
**Option Origin:** Option off customer's own contract (20-144)Configure per last SR2904  
**Sales Release No.:** \_\_\_\_\_  
**Quantity:** \_\_\_\_\_  
**Type:** \_\_\_\_\_  
**Price Change No.:** \_\_\_\_\_  
**Revision:** \_\_\_\_\_  
**Date:** \_\_\_\_\_

|  | Each                   | Total                   |
|--|------------------------|-------------------------|
| <b>Items Included in Bus Price</b>                           |                        |                         |
| Original Contract Price Base Coach                           | \$ 638,630.52          | \$ 6,386,305.20         |
| Base Bus Price Change Total                                  | \$ 395,605.66          | \$ 3,956,056.63         |
| Contract Spares Base Bus Price Change Total                  | \$ -                   | \$ -                    |
| <b>Revised Price Base Bus (including ADA &amp; delivery)</b> | <b>\$ 1,034,236.18</b> | <b>\$ 10,342,361.83</b> |

**Priced Separately Items**

**Original Contract Price for Contract Spares (If priced separately)**

|   |             |             |
|---|-------------|-------------|
| Contract Spares Changes (Priced Separately) Total | \$ -        | \$ -        |
| <b>Revised Contract Spares Priced Separately</b>  | <b>\$ -</b> | <b>\$ -</b> |

**Original Contract Price for Miscellaneous (If priced separately)**

|  |             |             |
|--|-------------|-------------|
| Miscellaneous Price Change Total               | \$ -        | \$ -        |
| <b>Revised Miscellaneous Priced Separately</b> | <b>\$ -</b> | <b>\$ -</b> |

**Revised Total Contract Price**

**\$ 10,342,361.83**

**Authorized Signatures:**

New Flyer Authorization:

Signature: \_\_\_\_\_

Title: \_\_\_\_\_

Date: \_\_\_\_\_

Property Authorization:

Signature: \_\_\_\_\_

Title: \_\_\_\_\_

Date: \_\_\_\_\_

## **Tab 3, Bus Price Change Detail**

### **Solicitation Requirements:**

N/A

### **New Flyer Response:**

Please see attached New Flyer's [3a Price Detail Sheet](#).

This sheet includes all price changes that are required to go from the Champaign-Urbana Mass Transit District Contract base bus configuration to the proposed bus configuration matching SR-2904, as requested.

### **Rev B**

See yellow highlighted items on Tab 3a:

- Item 1: Corrected PPI calculation
- Item 20: Removed Paint Decal upcharge
- Item 28: Removed Luminator soft cost
- Item 30: Corrected description
- Item 31: Corrected description
- Item 32: Correct description



**Price Change Detail**

Property: CHAMPAIGN - URBANA MASS TRANSIT DISTRICT (URBANA, IL)  
 Option Origin: Option off customer's own contract (20-144)Configure per last SR2904  
 Sales Release No.: 0  
 Quantity: 10  
 Bus Type: XDE40

| Price Change Type           | Reference No. | Option No. | Option Group                | SRCR No. | Description  | Data            |                |
|-----------------------------|---------------|------------|-----------------------------|----------|--|-----------------|----------------|
|                             |               |            |                             |          |  | Price per coach | Extended Total |
| Base Bus Price Change       | 1             | PPI        | Producer Price Index        |          | Add PPI 1413 from Year 2 (March 2022) to latest published PPI, December 2024 (updated)   | 119,296.18      | 1,192,961.81   |
|                             | 2             | Delivery   | Deliverable                 |          | Add delivery fee   | 3,179.90        | 31,799.00      |
|                             | 3             | 203        | Suspension Front            |          | Add brake wear indication  | 703.62          | 7,036.22       |
|                             | 4             | 204        | Suspension Rear             |          | Add brake wear indication  | 1,242.22        | 12,422.20      |
|                             | 5             | 205        | Tires                       |          | Change from New Flyer supplied tires to customer supplied tires  | (1,964.71)      | (19,647.14)    |
|                             | 6             | 205        | Tires                       |          | Change from ZF power steering pump to Berendsen power steering pump  | 6,835.46        | 68,354.55      |
|                             | 7             | 218        | Engine Oil Filter           |          | Remove Bypass oil filter - Fleetguard  | (120.79)        | (1,207.91)     |
|                             | 8             | 219        | Engine                      |          | Add SW BAE keypad  | 487.95          | 4,879.53       |
|                             | 9             | 231        | Cooling System              |          | Change from regular coolant to extended life coolant   | 230.57          | 2,305.71       |
|                             | 10            | 241        | Fuel System                 |          | Change to customer specific adapter, fuel tank with sender, different fuel system, and heater fuel lines   | 1,482.87        | 14,828.70      |
|                             | 11            | 246        | Air, Brake & Lev System     |          | Change to SmartRider Intelligent Kneeling system on all axes, andVMAC air compressor   | 11,540.88       | 115,408.80     |
|                             | 12            | 260        | Battery Compartment         |          | Change to BAE GEN3 system  | 62,510.87       | 625,108.70     |
|                             | 13            | 269        | PA System                   |          | Change to customer specific P.A. Amplifier   | (104.82)        | (1,048.20)     |
|                             | 14            | 273        | Exterior Lamp               |          | Change to 3 curbside amber Dialight LED Lamps, 2 cornering lamps, and New Flyer standard marker/clearance lights   | 1,316.80        | 13,168.05      |
|                             | 15            | 277        | Interior Lighting           |          | Add instrument panel lamp dimmer power, driver's light switch, 2 SDS service light, HVAC duct orientation on light panels  | 1,436.43        | 14,364.31      |
|                             | 16            | 284        | Elect - Side/Console        |          | Add side consoling lighting, SDS electrical panel, entrance door controller and terminal blocks  | 2,377.52        | 23,775.19      |
|                             | 17            | 286        | Elect - Instrument & Switch |          | Add silent alarm, driver's usb plug, and Hybrid/Ebus Regenerative Brake Disable Momentary Toggle Switch  | 825.96          | 8,259.64       |
|                             | 18            | 292        | Electrical Harnesses        |          | Add electrical harnesses   | 8,727.38        | 87,273.78      |
|                             | 19            | 294        | Electrical Power Cables     |          | Add BAE electrical ACC cables, PC power to eng / strq 24V, and SCR box   | 3,961.57        | 39,615.74      |
|                             | 20            | 304        | Paint & Decal               |          | Add Champaign Paint Decals, External and Internal (customer specific), driver's, passenger compartment, and battery disconnect (Removed, not spec change, same as base)                              | 0.00            | 0.00           |
|                             | 21            | 350        | Drivers Control             |          | Add driver's control plate surface treatment, dimmer switch: Cole Hersee with screw terminals, steering wheel: change to 3 spoke, 20" diameter hard padded, and dual horn button style: hard plastic | 405.73          | 4,057.26       |
|                             | 22            | 420        | Body A/P Before Paint       |          | Add roof panels, defroster door, rear crown grill, drip rail bonded, washer bottle, S1 wheel guards, corner pillar and engine doors, and whippers  | 8,258.48        | 82,584.83      |
|                             | 23            | 422        | Body A/P After Paint        |          | Add bathtub rear, sidewall interior and dash panels, rear access door, roller blinds, sds enclosure door and rear plc enclosure latches  | 6,284.11        | 62,841.08      |
|                             | 24            | 450        | Flooring A/P                |          | Add flooring: (LD) SpaceAge composite, (UD) Fiberglass composite; and floor covering: Altro; interior front with house (lugg rack) colour  | 3,690.11        | 36,901.09      |
|                             | 25            | 460        | Windows                     |          | Add Rear window  | 359.65          | 3,596.52       |
|                             | 26            | 470        | Destination Signs           |          | Add AVM, AVL/AVA   | 46,671.45       | 466,714.48     |
|                             | 27            | 470        | Destination Signs           |          | Add AVM, AVL/AVA soft costs added and driven by customer Specification requirement: Vehicle Planning & Documentation, Proof of Performance Testing, Site Integration Testing, J1939 Migration        | 11,599.84       | 115,998.37     |
|                             | 28            | 470        | Destination Signs           |          | Add Luminator - Destination Signs Operation & Maintenance, Soft costs added and driven by customer Specification requirement (removed, not spec change)  | 0.00            | 0.00           |
|                             | 29            | 480        | Mirrors                     |          | Add mirror glass size  | 200.53          | 2,005.27       |
|                             | 30            | 490        | Door Entrance               |          | Change to electric door (updated description)  | 4,052.37        | 40,523.74      |
|                             | 31            | 491        | Door Exit                   |          | Change to electric door (updated description)  | 7,003.07        | 70,030.71      |
|                             | 32            | 526        | Seating & Stanchions        |          | Change to USSC Gemini (updated description)  | 25,938.41       | 259,384.14     |
|                             | 33            | 549        | HVAC System                 |          | Change to Thermo King - Model RLF2, S391, R134a HVAC, and Add aux heater, and defroster  | 6,953.92        | 69,539.22      |
|                             | 34            | 549        | HVAC System                 |          | Change to New Flyer electric SmartRider Ramp at front door instead of New Flyer standard ramp  | 6,154.82        | 61,548.18      |
|                             | 35            | 600        | Customer Options            |          | APC -Change from provision to full system  | 15,878.14       | 158,781.38     |
|                             | 36            | 600        | Customer Options            |          | Add SafeFleet - SEON camera/video System   | 15,089.56       | 150,895.64     |
|                             | 37            | 600        | Customer Options            |          | Add SafeFleet A-Pillar Camera & Monitor  | 6,063.61        | 60,636.06      |
|                             | 38            | 600        | Customer Options            |          | Add Traffic Signal Emitter   | 7,468.10        | 74,680.99      |
| Base Bus Price Change Total |               |            |                             |          |  | 395,605.66      | 3,956,056.63   |
| Grand Total                 |               |            |                             |          |  | 395,605.66      | 3,956,056.63   |

## Tab 4, Bus Warranty Proposal

### Solicitation Requirements:

N/A

### New Flyer Response:

Please see the attached New Flyer [4a Warranty Proposal](#).

Please note that Warranty Pricing is *included* as part of the Bus Price.



| CONTRACT DELIVERABLES LIST |                  | Warranty |
|----------------------------|------------------|----------|
| CUSTOMER NAME              | Champaign        |          |
| BID NUMBER                 | 2024-146(20-144) |          |
| BUS MODEL                  | XDE40            |          |
| QUANTITY                   | 10               |          |

| MAJOR COMPONENT DESCRIPTION   | BASE AND EXTENDED WARRANTY |       |           | COMMENTS   |
|-------------------------------|----------------------------|-------|-----------|--|
|                               | PROVIDER                   | YEARS | MILEAGE   |  |
| Base Bus Warranty             | New Flyer of America       | 1     | 50,000    | Excluding scheduled maintenance items, acts of nature, or normal consumables   |
| Basic Bus Structure           | New Flyer of America       | 3     | 150,000   | Body, and body structure shall consist of the components that are bolted or riveted to the structure, such as, exterior panels, interior panels, roof, ceiling, and driver's barrier.  |
| Chassis Structure (Integrity) | New Flyer of America       | 12    | 500,000   | Consists of all components that are welded together to form the main frame (skeleton) and body construction. The structural integrity guarantee covers against a significant loss of structural integrity of the assembly or its functional performance due to non corrosion related failures.   |
| Chassis Structure (Corrosion) | New Flyer of America       | 12    | 500,000   | Consists of all components that are welded together to form the main frame (skeleton) and body construction. The corrosion guarantee covers against a significant loss of structural integrity of the assembly or its functional performance, resulting from a pertinent loss of cross-section due to corrosion caused by normal environmental elements but excludes corrosion caused by aggressive road de-icers such as Magnesium Chloride or equivalents, unless New Flyer approved preventative measures are taken. The warranty shall be void if the Agency fails to conduct corrosion inspections and scheduled preventive maintenance procedures as specified in the Contractor's maintenance manuals. The Agency shall maintain documentation, auditable by the Contractor, verifying service activities in conformance with the Contractor's maintenance manuals. |
| Engine                        | Cummins                    | 2     | Unlimited | All repairs/warranty claims need to be handled through the local authorized repair facility. When the 3 year extended warranty is purchased (5 years total) the following applies: Two Year Base (Full Coverage), years 3,4 & 5 covers components only as per manufacturer's warranty document.  |
| Transmission                  | BAE                        | 2     | Unlimited | All repairs/warranty claims need to be handled through the local authorized repair facility. When the 3 year extended warranty is purchased (5 years total) the following applies: Two Year Base (Full Coverage), years 3,4 & 5 covers components only as per manufacturer's warranty document.  |
| Axle (Front and Rear)         | MAN                        | 5     | 300,000   | Excluding maintenance items & items that are not covered by the OEM's warranty. All friction materials are excluded from this limited warranty. Wear and third party items supplied with the axle (e.g. slack adjuster, seals and bearings, shocks, air bellows, radius rods, brake chambers) are not included in the 5 year warranty. Please see manufacturer's warranty document.  |
| A/C                           | Thermo King                | 2     | Unlimited | Some limitations and exclusions may apply - Please see manufacturer's warranty document. All repairs/warranty claims need to be handled through the local authorized repair facility.  |
| Brake System                  | New Flyer of America       | 1     | 50,000    | Friction Material Excluded   |
| Destination Signs             | Twin Vision                | 6     | Unlimited | Some limitations and exclusions may apply - Please see manufacturer's warranty document. All repairs/warranty claims need to be handled through the local authorized repair facility.  |
| Door Systems                  | Vapor                      | 3     | 150,000   | Excluding maintenance items & items that are not covered by the OEM's warranty   |
| Air Compressor                | Powerex                    | 2     | Unlimited |  |



| MAJOR COMPONENT DESCRIPTION               | BASE AND EXTENDED WARRANTY |       |           | COMMENTS   |
|---|----------------------------|-------|-----------|--|
|   | PROVIDER                   | YEARS | MILEAGE   |  |
| Wheelchair Ramp                           | New Flyer of America       | 2     | 100,000   |  |
| Electrical System                         | Parker                     | 3     | 150,000   | Excluding maintenance items & items that are not covered by the OEM's warranty   |
| LED Headlights                            | J.W.Speaker                | 6     | Unlimited | Warranty covers parts only after first year  |
| Paint                                     | Axalta                     | 5     | Unlimited |  |
| Air Dryer                                 | Bendix                     | 1     | 100,000   |  |
| Alternator                                | BAE                        | 2     | 100,000   |  |
| Emission Control System                   | Cummins                    | 5     | 100,000   | Some limitations and exclusions may apply - Please see manufacturer's warranty document. All repairs/warranty claims need to be handled through the local authorized repair facility for Cummins components. Warranty includes Particulate Filter, DEF Components and Aftertreatment devices which should be submitted direct to New Flyer.  |
| Starter                                   | New Flyer of America       | 2     | 100,000   |  |
| Towing                                    | New Flyer of America       | 1     | 50,000    |  |
| Handling (15%)                            | New Flyer of America       | 1     | 50,000    |  |
| Tires                                     | New Flyer of America       | 2     | 24,000    | New Flyer of America warrants the tires installed as original equipment on this vehicle only against defects in materials and workmanship which cause the vehicle to fail to comply with applicable U.S. and Canadian greenhouse gas emission limits ("Warrantable Emissions Failures"). This vehicle emissions limited express warranty relating to original equipment tires is valid for two (2) years or 24,000 miles whichever occurs first. |
| Body Water Leaks                          | New Flyer of America       | 3     | 150,000   |  |
| Greenhouse Gas Emissions-Related Warranty | New Flyer of America       | 5     | 100,000   | Aluminum Wheels, Emissions-related warranty on Neutral-Idle or Start/Stop idle reduction systems, as defined by the U.S. EPA (not including Allison Standard FuelSense 2.0, Restricted Neutral-at-Stop (NAS), and "Auto-Neutral" functions)  |

## Tab 5, Bus Training Proposal

### Solicitation Requirements:

N/A

### New Flyer Response:

Please see the attached New Flyer [5a Training Proposal](#).

Please note that this proposal is for recommended training only. Training courses may be selected by Champaign-Urbana Mass Transit.

New Flyer's training team is happy to advise on selecting the correct training for your needs.

Corresponding prices are not included in the Bus Price.



| CONTRACT DELIVERABLES LIST |  | CUSTOMER TRAINING |  |
|----------------------------|--|-------------------|--|
| CUSTOMER NAME              | Champaign-Urbana                           |                   |  |
| BID/OPTION/SR NUMBER       | 2024-146                                   |                   |  |
| TECHNICAL SUMMARY          | SR2904 Rev K                               |                   |  |
| BUS MODEL                  | XDE40                                      |                   |  |
| QUANTITY                   |  |                   |  |
| ENGINE                     | Cummins B6.7 2024 280hp                    |                   |  |
| ALTERNATOR                 | BAE MAPS-SDM3A                             |                   |  |
| VOLTAGE REGULATOR          | Transtech                                  |                   |  |
| HYBRID PROPULSION          | BAE HDS200/3G-1K                           |                   |  |
| COOLING SYSTEM             | EMP MH5                                    |                   |  |
| AXLES                      | MAN VOK08 Front, HY1350 Rear               |                   |  |
| LEVELING/KNEELING          | SmartRider Plus                            |                   |  |
| STEERING                   | Berendsen Electric                         |                   |  |
| ABS                        | Wabco                                      |                   |  |
| AIR CONDITIONING           | Thermo King, Intelligaire III, RLFE, R407c |                   |  |
| AUXILIARY HEATER           | Valeo Thermo Electric                      |                   |  |
| PLC                        | Vansco                                     |                   |  |
| DESTINATION SIGNS          | Twin Vision                                |                   |  |
| DOORS                      | Vapor ETO w CLASS                          |                   |  |
| WHEELCHAIR RAMP            | New Flyer SmartRider Electric              |                   |  |
| AVA/AVL                    | INIT                                       |                   |  |
| AVM                        | Fuel Master                                |                   |  |
| APC                        | IRMA Matrix                                |                   |  |
| VIDEO SURVEILLANCE         | SafeFleet                                  |                   |  |

*Note: Line items listed are individual courses. The hours shown are instructor hours for each course. The Transit Agency must select which courses and which quantities are required based on their specific operation and staffing.*

**CURRENCY:  
USD**

| New Flyer Supplied Training              |  |          |                            |             |               |
|--|--|----------|----------------------------|-------------|---------------|
| DESCRIPTION                              | RECOMMENDED MAXIMUM NUMBER OF STUDENTS PER CLASS | QTY HRS. | TOTAL SELLING PRICE AT BID | REQUIREMENT | BILLABLE: Y/N |
| Operator Orientation (Train-the-Trainer) | 6  | 4        | \$986.85                   | Recommended | Y             |
| Maintenance Orientation                  | 15   | 4        | \$986.85                   | Recommended | Y             |
| Preventive Maintenance Inspection        | 10   | 4        | \$986.85                   | Recommended | Y             |
| Multiplex System                         | 10   | 32       | \$7,894.80                 | Recommended | Y             |
| Entrance & Exit Doors                    | 10   | 4        | \$986.85                   | Recommended | Y             |
| Wheelchair Ramp                          | 10   | 4        | \$986.85                   | Recommended | Y             |
| Brake Systems and Axles                  | 10   | 16       | \$3,947.40                 | Recommended | Y             |
| Air System and ABS                       | 10   | 8        | \$1,973.70                 | Recommended | Y             |
| Suspension and Steering                  | 10   | 8        | \$1,973.70                 | Recommended | Y             |



| DESCRIPTION  | RECOMMENDED MAXIMUM NUMBER OF STUDENTS PER CLASS | QTY HRS. | TOTAL SELLING PRICE AT BID | REQUIREMENT | BILLABLE: Y/N |
|--|--|----------|----------------------------|-------------|---------------|
| Electric Fan Drive   | 10   | 4        | \$986.85                   | Recommended | Y             |
| Coolant Loop Fill Procedure                                | 10   | 4        | \$986.85                   | Recommended | Y             |
| Towing   | 10   | 4        | \$986.85                   | Recommended | Y             |
| Body and Structure   | 10   | 4        | \$986.85                   | Recommended | Y             |
| <b>Sub Total - New Flyer Training</b>                      |  |          | <b>\$24,671.25</b>         |             | <b>Y</b>      |
| <b>OEM/Subcontractor Supplied Training</b>                 |  |          |                            |             |               |
| DESCRIPTION  | RECOMMENDED MAXIMUM NUMBER OF STUDENTS PER CLASS | QTY HRS. | TOTAL SELLING PRICE AT BID |             |               |
| Engine Maintenance   | 10   | 16       | \$8,100.00                 | Recommended | Y             |
| HVAC Maintenance   | 8  | 8        | \$4,590.00                 | Recommended | Y             |
| Destination Sign   | 10   | 6        | \$4,657.50                 | Recommended | Y             |
| Hybrid Propulsion System Familiarization                   | 8  | 16       | \$12,960.00                | Recommended | Y             |
| Hybrid Propulsion System Troubleshooting                   | 8  | 16       | \$12,960.00                | Recommended | Y             |
| <b>Sub Total - OEM/Subcontractor Training</b>              |  |          | <b>\$43,267.50</b>         |             |               |
| <b>Training Total (priced separate from the bus price)</b> |  |          | <b>\$67,938.75</b>         |             | <b>Y</b>      |

## **Tab 6, Bus Publications Proposal**

### **Solicitation Requirements:**

N/A

### **New Flyer Response:**

Please see the attached New Flyer [6a Publications Proposal](#).

Please note that Publication Pricing is *included* in the Bus Price.



**CONTRACT DELIVERABLES SHEET**

**PUBLICATIONS rev a. October 16, 2024**

|                                   |  |
|-----------------------------------|--|
| <b>PRIMARY CUSTOMER NAME</b>      | Champaign                              |
| <b>PUBLICATIONS CUSTOMER NAME</b> | Champaign-Urbana Mass Transit District |
| <b>BID NUMBER</b>                 | 2024-146 (Option off 2021-114)         |
| <b>SR #</b>                       |  |
| <b>BUS MODEL</b>                  | XDE40                                  |
| <b>QUANTITY</b>                   | 10                                     |

**New Flyer Standard Bus Publications**

| DESCRIPTION   | QTY | CUSTOMER DELIVERY                        |
|---|-----|--|
| Emergency Responder Guide (8.5x11 laminated paper)  | 10  | With First Bus Delivery                  |
| Operator's Guide (8.5x11 3-hole)  | 10  | With First Bus Delivery                  |
| Parts Manual  | 2   | 30 Business Days After Last Bus Delivery |
| Service Manual  | 2   | 30 Business Days After Last Bus Delivery |
| Bus System Drawings Manual (11x17 3-hole regular paper includes air, electr, hydraulic, cooling, PLC HVAC layouts and schematics) | 2   | 30 Business Days After Last Bus Delivery |
| TIV USB   | 2   | 30 Business Days After Last Bus Delivery |

**OEM Supplier Publications**

| DESCRIPTION   | QTY | CUSTOMER DELIVERY   |
|---|-----|---|
| <b>Cummins B6.7 (CM2450) Engine OEM Vendor Manual Set</b> (includes only the following) |     | With First Bus Delivery or Soon After Receiving From OEM Supplier |
| Fault Code Troubleshooting Manual (Vol 1 - 6)   | 2   | "   |
| Service Manual (Vol 1 - 2)  | 2   | "   |
| Operation & Maintenance Manual  | 2   | "   |
| Owners Manual   | 2   | "   |
| <b>BAE HDS200 Hybridrive OEM Manual Set</b> (includes only the following)               |     | With First Bus Delivery or Soon After Receiving From OEM Supplier |
| HDS200 System Manual  | 2   | "   |
| <b>Thermo King HVAC OEM Manual Set</b> (includes only the following)                    |     | With First Bus Delivery or Soon After Receiving From OEM Supplier |
| Unit Operation & Maintenance Manual   | 2   | "   |
| Unit Operation & Parts Manual   | 2   | "   |
| <b>EMP Cooling System OEM Manual Set</b> (includes only the following)                  |     | With First Bus Delivery or Soon After Receiving From OEM Supplier |
| MH5 Cooling System Service Manual   | 2   | "   |
| MH5 Cooling System Troubleshooting Manual   | 2   | "   |
| <b>WABCO ABS System OEM Manual</b> (includes only the following)                        |     | With First Bus Delivery or Soon After Receiving From OEM Supplier |
| ABS Maintenance Manual  | 2   | "   |
| <b>Destination Sign OEM Manual Set</b> (includes only the following)                    |     | With First Bus Delivery or Soon After Receiving From OEM Supplier |
| Twin Vision Operation & Maintenance Manual  | 2   | "   |
| <b>Valeo Aux Coolant Heater System OEM Manual Set</b> (includes only the following)     |     | With First Bus Delivery or Soon After Receiving From OEM Supplier |

| <b>CONTRACT DELIVERABLES SHEET</b>   |   | <b>PUBLICATIONS rev a. October 16, 2024</b>                       |
|--|---|---|
| <b>PRIMARY CUSTOMER NAME</b>   |   | Champaign   |
| <b>PUBLICATIONS CUSTOMER NAME</b>  |   | Champaign-Urbana Mass Transit District                            |
| <b>BID NUMBER</b>  |   | 2024-146 (Option off 2021-114)                                    |
| <b>SR #</b>  |   |   |
| <b>BUS MODEL</b>   |   | XDE40   |
| <b>QUANTITY</b>  |   | 10  |
| Thermo DC 200 Workshop Manual  | 2 | "   |
| <b>SafeFleet Video Surveillance OEM Manual Set</b> (includes only the following) |   | With First Bus Delivery or Soon After Receiving From OEM Supplier |
| Seon System Maintenance and Troubleshooting Guide                                | 2 | "   |
| Vmax Viewing Software Guide  | 2 | "   |
| <b>IRMA APC System OEM Manual Set</b> (includes only the following)              |   | With First Bus Delivery or Soon After Receiving From OEM Supplier |
| IRMA Matrix System User Manual   | 2 | "   |
| <b>Multiplexing System OEM Manuals</b> (includes only the following)             |   | With First Bus Delivery or Soon After Receiving From OEM Supplier |
| Hardware User Guides   | 2 | "   |
| Software User Guides   | 2 | "   |

## Tab 7, Bus Tools and Diagnostics Proposal

### Solicitation Requirements:

N/A

### New Flyer Response:

Please see the attached New Flyer [7a Tools and Diagnostics Proposal](#).

Please note that this proposal outlines New Flyer's recommended tools and diagnostics package required to maintain the Xcelsior® bus. The package acts as a shopping list for Champaign - Urbana Mass Transit to select from, as required.

The corresponding prices are not included in the Bus Price.



| CONTRACT DELIVERABLES LIST | DIAGNOSTICS & TOOLS                         |
|----------------------------|---|
| CUSTOMER NAME              | Champaign-Urbana                            |
| BID/OPTION/SR NUMBER       | 2024-146                                    |
| TECHNICAL SUMMARY          | SR2904 Rev K                                |
| BUS MODEL                  | XDE40                                       |
| QUANTITY                   |   |
| ENGINE                     | Cummins B6.7 2024 280hp                     |
| ALTERNATOR                 | BAE MAPS-SDM3A                              |
| VOLTAGE REGULATOR          | Transtech                                   |
| HYBRID PROPULSION          | BAE HDS200/3G-1K                            |
| COOLING SYSTEM             | EMP MH5                                     |
| AXLES                      | MAN VOK08 Front, HY1350 Rear                |
| LEVELING/KNEELING          | SmartRider Plus                             |
| STEERING                   | Berendsen Electric                          |
| ABS                        | Wabco                                       |
| AIR CONDITIONING           | Thermo King, Intelligaire III, RLFEE, R407c |
| AUXILIARY HEATER           | Valeo Thermo Electric                       |
| PLC                        | Vansco                                      |
| DESTINATION SIGNS          | Twin Vision                                 |
| DOORS                      | Vapor ETO w CLASS                           |
| WHEELCHAIR RAMP            | New Flyer SmartRider Electric               |
| AVA/AVL                    | INIT  |
| AVM                        | Fuel Master                                 |
| APC                        | IRMA Matrix                                 |
| VIDEO SURVEILLANCE         | SafeFleet                                   |

NOTE: TOOL KITS MAY BE SUBJECT TO CHANGE

**\*\* All claims for concealed shortages must be reported within 20 days of shipment date. Shipping damages and / or loss must be noted on the delivering carrier waybill at the time of receipt of shipment. A copy of the carrier waybill and / or carrier inspection report must be submitted with your claim within 5 days of receipt of shipment to New Flyer Customer Service.**

| SHIPPING ADDRESS (IF DIFFERENT THAN ABOVE) | (IF) | COMMENTS  | DESCRIPTION                                 | QUOTED PART # | BID QTY | EXTENDED SELLING PRICE | REQUIREMENT | BILLABLE: Y/N |
|--|------|---|---|---------------|---------|------------------------|-------------|---------------|
|  |      |   | <b>Diagnostic Equipment</b>                 |               |         |                        |             |               |
|  |      | for use with all diagnostic software  | Panasonic FZ55 Toughbook Laptop             | 6502351       | 1       | \$3,890.76             | Recommended | Y             |
|  |      | <a href="#">Product Drivers - NEXIQ.com</a>   | Nexiq USB Link™ 3 - WiFi/Bluetooth Edition  | 6494933       | 1       | \$1,238.27             | Recommended | Y             |
|  |      | <a href="#">INSITE™ Engine Diagnostics   Cummins Inc.</a>   | Cummins Insite Software                     | NPN           | 1       | \$0.00                 | Recommended | Y             |
|  |      | Requires annual renewal   | Cummins Insite Lite (1st year subscription) | 6339520       | 1       | \$1,317.70             | Recommended | Y             |
|  |      | Requires annual renewal   | Insite Lite - 1-yr Renewal                  | 6495522       | 1       | \$1,311.86             | Recommended | Y             |
|  |      | Requires annual renewal   | Cummins Insite Pro (1st year subscription)  | 6339521       | 1       | \$1,410.02             | Recommended | Y             |
|  |      | Requires annual renewal   | Insite Pro - 1-yr Renewal                   | 6495523       | 1       | \$1,403.78             | Recommended | Y             |
|  |      | Requires annual renewal   | Wabco ABS Software (1st yr subscription)    | 6334596       | 1       | \$453.22               | Recommended | Y             |
|  |      |   | Software - Wabco ABS 1-yr Renewal           | 6495817       | 1       | \$453.22               | Recommended | Y             |
|  |      |   | BAE IDS Software                            | 6494673       | 1       | \$6,474.60             | Recommended | Y             |
|  |      | <a href="https://www.kvaser.com/downloads/">https://www.kvaser.com/downloads/</a>                                 | KVASER Interface                            | 6399629       | 1       | \$598.90               | Recommended | Y             |
|  |      | Contact TK Regional Rep for software  | Kit - Intelligaire III Diagnostic Cables    | 6393934       | 1       | \$2,651.17             | Recommended | Y             |
|  |      | <a href="#">EMP : Drivers &amp; Downloads (emp-corp.com)</a>  | EMP Software                                | NPN           | 1       | \$0.00                 | Recommended | Y             |
|  |      | Software included in kit  | Valeo Diagnostic Software & Cables          | 6499004       | 1       | \$651.81               | Recommended | Y             |
|  |      |   | Valeo Adapter - Diagnostic                  | 6492163       | 1       | \$114.88               | Recommended | Y             |
|  |      | <a href="mailto:support.na@luminator.com">support.na@luminator.com</a>  | Twin Vision MIE Software                    | NPN           | 1       | \$0.00                 | Recommended | Y             |
|  |      | <a href="http://divapps.parker.com/divapps/igqan/VanscoVMM">http://divapps.parker.com/divapps/igqan/VanscoVMM</a> | Vansco Software                             | NPN           | 1       | \$0.00                 | Recommended | Y             |
|  |      | <a href="http://divapps.parker.com/divapps/igqan/VanscoDLA">http://divapps.parker.com/divapps/igqan/VanscoDLA</a> | Vansco 1210 Chooser                         | NPN           | 1       | \$0.00                 | Recommended | Y             |
|  |      | <a href="#">PVSG Software (parker.com)</a>  | PVSG Software                               | NPN           | 1       | \$0.00                 | Recommended | Y             |
|  |      |   | Cable - PVSG Interface                      | 6487019       | 1       | \$59.44                | Recommended | Y             |
|  |      |   | Cable - Transtech VR Interface              | 6488984       | 1       | \$336.92               | Recommended | Y             |
|  |      | <a href="https://promo.parker.com/promotionsite/parker-sm">https://promo.parker.com/promotionsite/parker-sm</a>   | SmartRider Software                         | NPN           | 1       | \$0.00                 | Recommended | Y             |
|  |      |   | Vapor Class System Diagnostic Interface Kit | 6358421       | 1       | \$65.34                | Recommended | Y             |
|  |      | <a href="mailto:kkobel@wabtec.com">kkobel@wabtec.com</a>  | Vapor Class System Software                 | NPN           | 1       | \$0.00                 | Recommended | Y             |
|  |      | <a href="mailto:agoetzelmann@wabtec.com">agoetzelmann@wabtec.com</a>  | Vapor VETC2 Software                        | NPN           | 1       | \$0.00                 | Recommended | Y             |
|  |      |   | Datalogger - Vector GL1000                  | 6473056       | 1       | \$3,397.54             | Recommended | Y             |
|  |      | <a href="mailto:darryl_desjarlais@newflyer.com">darryl_desjarlais@newflyer.com</a>                                | Danfoss Software - Berendsen Pwr Strg       | NPN           | 1       | \$0.00                 | Recommended | Y             |
|  |      |   | Cables Kit - Berendsen Pwr Strg             | 6490120       | 1       | \$415.26               | Recommended | Y             |
|  |      |   | Service Cable - IRMA APC Analyzer           | 479892        | 1       | \$50.18                | Recommended | Y             |
|  |      |   | Ethernet Cable - IRMA APC                   | 6465569       | 1       | \$142.44               | Recommended | Y             |
|  |      |   | <b>Total</b>                                |               |         | <b>\$26,437.32</b>     |             |               |
|  |      |   | <b>Special Tools &amp; PPE</b>              |               |         |                        |             |               |
|  |      |   | Kit - Lift Tow Universal                    | 6396565       | 1       | \$334.49               | Recommended | Y             |
|  |      |   | Kit - Lift Tow Receivers                    | 6396567       | 1       | \$2,163.18             | Recommended | Y             |
|  |      |   | Xcelsior Flat Tow adapter (2 pcs. Per set)  | 6395097       | 1       | \$4,035.18             | Recommended | Y             |



| SHIPPING ADDRESS<br>(IF<br>DIFFERENT THAN ABOVE) | COMMENTS | DESCRIPTION  | QUOTED PART # | BID QTY | EXTENDED<br>SELLING PRICE | REQUIREMENT | BILLABLE: Y/N |
|--|----------|--|---------------|---------|---------------------------|-------------|---------------|
|  |          | Assy - Frame Flat Towing                             | 902990        | 1       | \$6,851.73                | Recommended | Y             |
|  |          | Jacking Adapters                                     | 434434        | 1       | \$1,233.10                | Recommended | Y             |
|  |          | Tool - Sway Bar Bushing Removal                      | 566804        | 1       | \$497.35                  | Recommended | Y             |
|  |          | Repair Kit - Disc Brakes & Calipers                  | 6408310       | 1       | \$5,685.52                | Recommended | Y             |
|  |          | Torque Multiplier                                    | 6314711       | 1       | \$2,773.66                | Recommended | Y             |
|  |          | Hub Repair Kit - MAN VOK-08 Frt Axle                 | 6408311       | 1       | \$11,587.19               | Recommended | Y             |
|  |          | Optional Hub Removal Hydraulic Tool Kit - MAN VOK-08 | 6458834       | 1       | \$7,284.83                | Recommended | Y             |
|  |          | King Pin Press Kit - MAN VOK-08 Frt Axle             | 6494532       | 1       | \$22,406.57               | Recommended | Y             |
|  |          | Hub Repair Kit - MAN HY1350 RR Axle                  | 6408306       | 1       | \$7,348.14                | Recommended | Y             |
|  |          | ABS Sensor R&R Kit - MAN HY1350 RR Axle              | 6408307       | 1       | \$1,346.62                | Recommended | Y             |
|  |          | Pinion Seal Repair Kit - MAN HY1350 RR Axle          | 6444302       | 1       | \$3,389.58                | Recommended | Y             |
|  |          | Differential Repair Kit - MAN HY1350 RR Axle         | 6444303       | 1       | \$11,461.29               | Recommended | Y             |
|  |          | Optional Tool Kit - MAN HY1350 RR Axle               | 6444304       | 1       | \$46,937.89               | Recommended | Y             |
|  |          | Coolant System Pressure Tester                       | 660817        | 1       | \$1,181.11                | Recommended | Y             |
|  |          | Kit - Coolant Pressure Fill                          | 6484741       | 1       | \$4,773.40                | Recommended | Y             |
|  |          | Adj Tool - Strg Gear Box Press Relief                | 6465265       | 1       | \$360.62                  | Recommended | Y             |
|  |          | Depth Punch - Strg Gear Box Press Relief             | 6465266       | 1       | \$270.48                  | Recommended | Y             |
|  |          | Flow Meter Tester - Strg Gear Box                    | 140809        | 1       | \$1,452.95                | Recommended | Y             |
|  |          | Puller Tool - Pitman Arm                             | 6394270       | 1       | \$534.88                  | Recommended | Y             |
|  |          | Refractometer-DEF                                    | 6392284       | 1       | \$202.20                  | Recommended | Y             |
|  |          | Alignment Tool - Flex Connector                      | 6360381       | 1       | \$950.07                  | Recommended | Y             |
|  |          | Eng/Trans Dolly - Universal                          | 086444        | 1       | \$3,323.61                | Recommended | Y             |
|  |          | Cummins B6.7 Service Tool Kit                        | 6484144       | 1       | \$37,793.34               | Recommended | Y             |
|  |          | BAE ISG Gap Measurement Tool                         | 6469543       | 1       | \$1,456.79                | Recommended | Y             |
|  |          | BAE Assy - Jig ACTM                                  | 6400475       | 1       | \$4,208.49                | Recommended | Y             |
|  |          | BAE Lever - Anti Rotation                            | 6400476       | 1       | \$809.33                  | Recommended | Y             |
|  |          | BAE Assy - Jig PSR                                   | 6400477       | 1       | \$1,780.52                | Recommended | Y             |
|  |          | BAE Assy - Jig ISG                                   | 6400478       | 1       | \$4,046.63                | Recommended | Y             |
|  |          | BAE Spanner - Socket Yoke                            | 6400479       | 1       | \$1,942.38                | Recommended | Y             |
|  |          | BAE Table - Lift Scissor OTC                         | 6400481       | 1       | \$14,567.85               | Recommended | Y             |
|  |          | BAE Blanket - Insulating                             | 6400482       | 1       | \$2,751.71                | Recommended | Y             |
|  |          | BAE Eyebolt - M12 x 1.75 x 24 30mm                   | 6400486       | 1       | \$32.37                   | Recommended | Y             |
|  |          | BAE Eyebolt - M8 x 1.25 x 16 25mm                    | 6400487       | 1       | \$22.66                   | Recommended | Y             |
|  |          | BAE Lifting Hook - ACTM                              | 6410750       | 1       | \$121.40                  | Recommended | Y             |
|  |          | BAE Hardware - ACTM Lifting Hook                     | 6410751       | 1       | \$1.62                    | Recommended | Y             |
|  |          | BAE ESS Module - Lift Bar                            | 6490630       | 1       | \$615.09                  | Recommended | Y             |
|  |          | BAE ESS Module - Lifting Tool                        | 6483360       | 1       | \$404.66                  | Recommended | Y             |
|  |          | TK A/C Tool Kit - RLFE R407c                         | 6459438       | 1       | \$34,532.93               | Recommended | Y             |
|  | HV Tools | Clamp Meter - 1000A Fluke 376                        | 6487900       | 1       | \$1,228.31                | Recommended | Y             |
|  | HV Tools | Fluke 2 in 1 Multimeter - 1587FC                     | 6400746       | 1       | \$1,869.70                | Recommended | Y             |
|  | HV Tools | Conductivity Meter                                   | 6489997       | 1       | \$813.37                  | Recommended | Y             |
|  | HV Tools | modular test lead kit                                | 6473267       | 1       | \$355.12                  | Recommended | Y             |
|  | HV Tools | test probe flat blade                                | 6473268       | 1       | \$57.62                   | Recommended | Y             |
|  | HV Tools | test probe back probe                                | 6473269       | 1       | \$48.56                   | Recommended | Y             |
|  | HV Tools | Wiha Insulated Master Electrician's tool kit         | 6473445       | 1       | \$6,206.32                | Recommended | Y             |
|  | HV Tools | wiha 1/4 in ratchet set insulated SAE                | 6473447       | 1       | \$742.70                  | Recommended | Y             |
|  | HV Tools | wiha 1/4 in ratchet set insulated Metric             | 6473448       | 1       | \$743.12                  | Recommended | Y             |
|  | HV Tools | 16 PC 3/8 drive socket set                           | 6473449       | 1       | \$750.81                  | Recommended | Y             |
|  | HV Tools | 3/8 Extension set                                    | 6473450       | 1       | \$84.75                   | Recommended | Y             |
|  | HV Tools | 3/8 Extension set                                    | 6473451       | 1       | \$116.54                  | Recommended | Y             |
|  | HV Tools | wiha open end wrench insulated metric                | 6473452       | 1       | \$1,027.91                | Recommended | Y             |
|  | HV Tools | wiha open end wrench insulated sae                   | 6473453       | 1       | \$1,597.40                | Recommended | Y             |
|  | HV Tools | Wiha insulated Serrated Tweezers Straight            | 6473454       | 1       | \$105.10                  | Recommended | Y             |
|  | HV Tools | Wiha insulated Serrated Tweezers Angled              | 6473455       | 1       | \$123.58                  | Recommended | Y             |
|  | HV Tools | Insulated Torque Wrench 1/4"                         | 6473456       | 1       | \$1,052.12                | Recommended | Y             |
|  | HV Tools | Insulated Torque Wrench 3/8"                         | 6472024       | 1       | \$1,149.24                | Recommended | Y             |
|  | HV Tools | Insulated Torque Wrench 1/2"                         | 6473457       | 1       | \$1,213.19                | Recommended | Y             |
|  | HV Tools | torque screwdriver set                               | 6473458       | 1       | \$721.92                  | Recommended | Y             |
|  | HV Tools | insulated crimper 30 - 6 Awg 7"                      | 6473459       | 1       | \$61.51                   | Recommended | Y             |
|  | HV Tools | wire stripper 6 - 3/8 overall 20 to 10               | 6473460       | 1       | \$56.65                   | Recommended | Y             |
|  | HV Tools | insulated water pump pliers v-jaw                    | 6473461       | 1       | \$107.92                  | Recommended | Y             |
|  | HV Tools | insulated hex key set 10pc metric                    | 6473462       | 1       | \$317.26                  | Recommended | Y             |



| SHIPPING ADDRESS<br>(IF<br>DIFFERENT THAN ABOVE) | COMMENTS | DESCRIPTION                                    | QUOTED PART # | BID QTY            | EXTENDED<br>SELLING PRICE | REQUIREMENT | BILLABLE: Y/N |
|--|----------|--|---------------|--------------------|---------------------------|-------------|---------------|
|  | HV Tools | Long SAE Natural insulated hex key set 12 pc   | 6473463       | 1                  | \$409.52                  | Recommended | Y             |
|  | HV Tools | bit driver                                     | 6473464       | 1                  | \$127.87                  | Recommended | Y             |
|  | HV Tools | Stubby Bit Driver                              | 6473465       | 1                  | \$45.32                   | Recommended | Y             |
|  | HV Tools | Wiha Insulated "bitFlip" Set                   | 6472034       | 1                  | \$105.21                  | Recommended | Y             |
|  | HV Tools | Mini Screw Driver set                          | 6473466       | 1                  | \$109.53                  | Recommended | Y             |
|  | PPE      | ARC Flash Protection Clothing Kit - 2PC Small  | 6471958       | 1                  | \$1,151.86                | Recommended | Y             |
|  | PPE      | ARC Flash Protection Clothing Kit - 2PC Medium | 6473412       | 1                  | \$1,151.86                | Recommended | Y             |
|  | PPE      | ARC Flash Protection Clothing Kit - 2PC Large  | 6473413       | 1                  | \$1,151.86                | Recommended | Y             |
|  | PPE      | ARC Flash Protection Clothing Kit - 2PC XL     | 6473414       | 1                  | \$1,151.86                | Recommended | Y             |
|  | PPE      | ARC Flash Protection Clothing Kit - 2PC 2XL    | 6471962       | 1                  | \$1,209.46                | Recommended | Y             |
|  | PPE      | ARC Flash Protection Clothing Kit - 2PC 3XL    | 6471963       | 1                  | \$1,267.05                | Recommended | Y             |
|  | PPE      | ARC Flash Protection Clothing Kit - 2PC 4XL    | 6471964       | 1                  | \$1,330.40                | Recommended | Y             |
|  | PPE      | ARC Flash Protection Clothing Kit - 2PC 5XL    | 6471965       | 1                  | \$1,382.25                | Recommended | Y             |
|  | PPE      | ARC Flash Protection Clothing Kit - 1PC Small  | 6471966       | 1                  | \$918.47                  | Recommended | Y             |
|  | PPE      | ARC Flash Protection Clothing Kit - 1PC Medium | 6473415       | 1                  | \$918.47                  | Recommended | Y             |
|  | PPE      | ARC Flash Protection Clothing Kit - 1PC Large  | 6473416       | 1                  | \$918.47                  | Recommended | Y             |
|  | PPE      | ARC Flash Protection Clothing Kit - 1PC XL     | 6473417       | 1                  | \$918.47                  | Recommended | Y             |
|  | PPE      | ARC Flash Protection Clothing Kit - 1PC 2XL    | 6473418       | 1                  | \$0.00                    | Recommended | Y             |
|  | PPE      | ARC Flash Protection Clothing Kit - 1PC 3XL    | 6471971       | 1                  | \$1,108.78                | Recommended | Y             |
|  | PPE      | ARC Flash Protection Clothing Kit - 1PC 4XL    | 6471972       | 1                  | \$1,094.30                | Recommended | Y             |
|  | PPE      | ARC Flash Protection Clothing Kit - 1PC 5XL    | 6471973       | 1                  | \$1,124.96                | Recommended | Y             |
|  | PPE      | Balaclava Head Cover one size fits all         | 6473440       | 1                  | \$63.09                   | Recommended | Y             |
|  | PPE      | Hard Hat and Face Shield one size fits all     | 6368561       | 1                  | \$429.43                  | Recommended | Y             |
|  | PPE      | Harness - Fall Body Arc Flash (425 lbs)        | 6700155       | 1                  | \$1,643.68                | Recommended | Y             |
|  | PPE      | Black electrical glove kit, Size 7             | 6471976       | 1                  | \$169.94                  | Recommended | Y             |
|  | PPE      | Black electrical glove kit, Size 8             | 6473420       | 1                  | \$178.46                  | Recommended | Y             |
|  | PPE      | Black electrical glove kit, Size 8.5           | 6471978       | 1                  | \$162.88                  | Recommended | Y             |
|  | PPE      | Black electrical glove kit, size 9             | 6471979       | 1                  | \$165.12                  | Recommended | Y             |
|  | PPE      | Black electrical glove kit, Size 9.5           | 6473421       | 1                  | \$162.88                  | Recommended | Y             |
|  | PPE      | Black electrical glove kit, size 10            | 6473422       | 1                  | \$160.60                  | Recommended | Y             |
|  | PPE      | Black electrical glove kit, Size 10.5          | 6473423       | 1                  | \$236.58                  | Recommended | Y             |
|  | PPE      | Black electrical glove kit, size 11            | 6473424       | 1                  | \$169.94                  | Recommended | Y             |
|  | PPE      | Black electrical glove kit, size 12            | 6473425       | 1                  | \$162.88                  | Recommended | Y             |
|  | PPE      | HV Blanket 3' x 3'                             | 6473431       | 1                  | \$475.67                  | Recommended | Y             |
|  | PPE      | Blanket Clamp 9-1/2" L, 5" Opening             | 6473432       | 1                  | \$43.02                   | Recommended | Y             |
|  | PPE      | Glove Dust 0.5oz                               | 6473433       | 1                  | \$17.16                   | Recommended | Y             |
|  | PPE      | Rescue Hook 6FT                                | 6400745       | 1                  | \$714.88                  | Recommended | Y             |
|  | PPE      | Defibrillator Adult                            | 6502239       | 1                  | \$3,203.75                | Recommended | Y             |
|  | PPE      | Brady Personal Lockout Pouch Kit               | 6494427       | 1                  | \$64.47                   | Recommended | Y             |
|  | PPE      | Steel Lock Hasp with Tab                       | 6473442       | 1                  | \$19.72                   | Recommended | Y             |
|  | PPE      | American lock A1106RED                         | 6473443       | 1                  | \$27.11                   | Recommended | Y             |
|  | PPE      | Lock Out Tag (pk of 25)                        | 6473444       | 1                  | \$28.54                   | Recommended | Y             |
|  | PPE      | Hv Warning sign                                | 6473436       | 1                  | \$21.61                   | Recommended | Y             |
|  | PPE      | Arc Flash Warning sign                         | 6473437       | 1                  | \$15.25                   | Recommended | Y             |
|  | PPE      | steering wheel covers                          | 6473439       | 1                  | \$81.35                   | Recommended | Y             |
|  | PPE      | Cart - Safety Barricade System (up to 75ft)    | 6491772       | 1                  | \$1,586.28                | Recommended | Y             |
|  | PPE      | Tape - Red HV Safety                           | 6491845       | 1                  | \$48.04                   | Recommended | Y             |
|  |          |  |               | <b>Total</b>       | <b>\$301,672.43</b>       |             |               |
|  |          |  |               | <b>Grand Total</b> | <b>\$328,109.75</b>       |             |               |



## Tab 8, Bus Contract Spares Proposal

### Solicitation Requirements:

N/A

### New Flyer Response:

Please note, no spares are included in this proposal.

## **Tab 9, Bus Delivery Schedule**

### **Solicitation Requirements:**

*N/A*

### **New Flyer Response:**

New Flyer's proposal is based upon a delivery of all buses in Q3 of 2026.

## **Tab 10, Bus Technical Summary**

### **Solicitation Requirements:**

N/A

### **New Flyer Response:**

Please see the attached New Flyer [10a Technical Summary](#) for the proposed bus.

| Family | Family Description               | Feature | Feature Description   | Comments |
|--------|----------------------------------|---------|---|----------|
| 100-00 | XCELSIOR COACH LENGTH            | X40     | Xcelsior - 40' coach.   |          |
| 100-03 | STRUCTURAL MATERIAL              | CAR     | Carbon steel/ferritic sst.  |          |
| 100-04 | FUEL TYPE                        | DIE     | Diesel, compatible up to 20% biodiesel.   |          |
| 100-05 | EPA CALENDAR YEAR                | 024     | 2024  |          |
| 100-0B | POWERTRAIN CAN BAUD RATE         | 500     | 500 kbps  |          |
| 100-0Y | BUS MODEL YEAR                   | 024     | 2024  |          |
| 260-0V |                                  | NRQ     | 0   |          |
| 201-01 | FRONT BUMPER                     | NFI     | Romeo Rim, three piece, front bumper.   |          |
| 201-03 | FRONT TOWING PROVISIONS          | 002     | Basic set-up, incorporated in front chassis with tow eyes for safety chains. Tow adapters are required.                                       |          |
| 201-05 | REAR BUMPER                      | NFI     | Romeo Rim, three piece, rear bumper with anti-ride feature.   |          |
| 203-01 | FRONT AXLE                       | 001     | M.A.N. VOK-07-F, GAWR 15,873 lbs. With disc brakes. Hub mount, Knorr cylinders, Ferodo lining with low copper (<5%) brake pads.               |          |
| 203-02 | SECUREMENT OF BRAKE LININGS      | NFI     | Bonded.   |          |
| 203-03 | BRAKE WEAR INDICATION            | 003     | Continuous wear sensors are required.   |          |
| 203-04 | BRAKE WEAR INDICATION LOCATION   | 001     | At instrument panel.  |          |
| 203-06 | SHOCK ABSORBERS                  | NFI     | Koni.   |          |
| 203-0A | FRT AXLE AND WHEEL SPLASH APRONS | 001     | Basic, full width, fore of axles and wheels.  |          |
| 203-0B | RADIUS ROD BUSHINGS              | WIN     | Windowed  |          |
| 204-01 | REAR AXLE                        | 001     | M.A.N. 4.56:1. Model HY-1350-F. GAWR 28,660 lbs. With disc brakes, hub mount, Knorr cylinder, Ferodo lining with low copper (<5%) brake pads. |          |
| 204-03 | REAR AXLE GEAR OIL               | SYN     | Synthetic.  |          |
| 204-09 | REAR AXLE DRAIN PLUGS            | EXT     | Magnetic external hex head.   |          |
| 204-0A | REAR AXLE MUD FLAP               | ONE     | One aft of rear axle. (Requirement is determined by local climate, ice build-up, high ambient temperature.)                                   |          |
| 204-0C | REAR WHEEL MUD FLAP              | 002     | One aft of each rear wheel.   |          |
| 205-01 | TIRE SUPPLIER                    | 002     | Customer supplied tires.  |          |
| 205-06 | WHEELS                           | ADF     | Alcoa 22.5" x 8.25" aluminum. Polished Durabright finish with Duraflange treatment.   |          |
| 205-0J | STEERING AXLE TIRES              | 004     | 305/70R/22.5, Goodyear G652 (68 mph).   |          |
| 205-0M | REAR AXLE TIRES                  | 004     | 305/70R/22.5, Goodyear G652 (68 mph).   |          |
| 209-01 | POWER STEERING PUMP              | ELC     | Berendsen electric power steering pump. Mounted at the front streetside.  |          |
| 209-02 | POWER STEERING HOSES             | GAT     | Gates G2XH  |          |
| 209-03 | POWER STEERING DIAGNOSTIC FTGS   | REQ     | At steering box.  |          |
| 209-05 | POWER STEERING RESERVOIR         | REQ     | Required.   |          |
| 209-06 | POWER STEERING FLUID INDICATOR   | ENG     | Required at engine/propulsion switch box.   |          |
| 209-08 | POWER STEERING DRAIN PLUG        | MAG     | Magnetic plug.  |          |

| Family | Family Description                           | Feature | Feature Description  | Comments |
|--------|--|---------|--|----------|
| 209-09 | POWER STEERING UNIT                          | NFI     | Sheppard M110, power assisted, frame mounted.  |          |
| 209-0A | POWER STEERING SYSTEM FLUID                  | DEX     | Dexron III, mineral based.   |          |
| 209-0B | POWER STEERING SENSOR                        | REQ     | Hydraulic level sensor required.   |          |
| 219-01 | FUEL/PROPULSION SYSTEM                       | BHB     | BAE hybrid with B6.7 diesel engine.  |          |
| 219-02 | PROPULSION,HP,TORQUE,TYPE                    | 007     | Cummins B6.7 2024 emissions-standard diesel engine, 280 horsepower (Engine output is controlled by Hybrid Drive). Refer to 100-05 for EPA/Engine Model Year.                   |          |
| 219-05 | AIR COMPRESSOR                               | E01     | Direct coupled air compressor powered by electric motor.   |          |
| 219-06 | AIR COMPRESSOR HIGH VOLTAGE INTERLOCK SWITCH | BSC     | Not required, Junction box provided with tamperproof hardware.   |          |
| 219-09 | CUMMINS DIESEL FUEL FILTERS                  | 003     | DP245 primary and Cummins secondary fuel filter system. The DP245 has built-in check valve.  |          |
| 219-0B | CUMMINS DIPSTICK,LOCATION                    | CSS     | Static oil level indicator, on curbside of engine.   |          |
| 219-0C | ENGINE & TRANS FLUID FILL TAGS               | NFI     | For engine and transmission dipsticks.   |          |
| 219-0D | ROAD SPEED                                   | 065     | Top road speed is governed. Set at 65 MPH (105 KPH).   |          |
| 219-0H | HYBRID DRIVE START/STOP                      | STP     | Shuts off and restarts engine automatically to reduce idling at stops.   |          |
| 219-0M | TRANSMISSION/HYBRID DRIVE/TRACTION MOTOR     | 005     | As per BAE hybrid system, HDS200.  |          |
| 219-0P | TRANSMISSION SHIFTING                        | NFI     | Foot on brake enables shift when in neutral.   |          |
| 219-18 | FLUID, TRANS/HYBRID DRIVES                   | DDH     | Dura Drive HD synthetic  |          |
| 219-1A | ENG/TRANS OIL DRAIN PLUGS                    | BSC     | OEM Provided   |          |
| 219-1C | AIR CLEANER                                  | DON     | Donaldson. Reusable housing with disposable cartridge/filter.  |          |
| 219-1D | AIR RESTRICTION INDICATOR                    | MCH     | Mechanical gauge mounted directly on air intake tube.  |          |
| 219-1E | EXHAUST SYSTEM                               | SCR     | Single module DPF/SCR combined.  |          |
| 219-1F | EXHAUST TAIL PIPE ORIENTATION                | 002     | Curved pipe pointing to rear.  |          |
| 219-1G | EXHAUST BLANKETS FOR CUMMINS DIESEL OR CNG   | BSC     | Provided for the exhaust tubes.  |          |
| 219-1H | EXHAUST REGEN SWITCH LOCATION                | SDS     | Single switch in destination sign panel required.  |          |
| 219-1U | ENGINE SWITCH BOX                            | KEY     | Basic configuration with run control, start and engine compartment light switches, and Starter Disable Keyed switch. Located at curbside of center rear in engine compartment. |          |
| 219-20 | START INHIBIT SW LOCATION                    | CSR     | Keyed starter inhibitor switch.Located at C/S of center rear in engine compartment.  |          |

| Family | Family Description                       | Feature | Feature Description  | Comments |
|--------|--|---------|--|----------|
| 219-22 | ENGINE COMPARTMENT GAUGES                | DIE     | Programmable CAN communicator. Standard Features: Engine Oil Pressure, Engine Water temperature, Tachometer, 12V/24V battery voltage, Hour Meter, Exhaust Temp, Active Faults, Drivetrain Specific features. |          |
| 219-25 | ENG SWITCHBOX KEYPAD                     | 003     | Includes service light, fan reverse and coolant fill switches and start disabled, wait to start, low coolant, ECP coolant low and HEV maintenance required indicators.                                       |          |
| 219-27 | ENGINE OIL FILL TUBE & CAP               | BSC     | Basic Cummins supplied.  |          |
| 219-2E | BELT GUARD                               | 001     | The engine pulley guard hinged to open curbside. Yellow powder coated.   |          |
| 219-2F | BELT GUARD LATCHING                      | 004     | Rubber hood latch.   |          |
| 219-2K | DEF(DIESEL EXH FLUID) TANK               | MPR     | Manual and pressure fill are set in lower curbside fusebox access door with NFIL fill cap. Pressure fill has a 45 degree elbow at the regulator.   |          |
| 219-2Z | COOLANT PRESSURE FILL HOSE               | GAT     | Gates G2XH.  |          |
| 231-02 | RADIATOR,CAC,HYDR FLUID COOLER           | MHW     | EMP MH5 GEN4 with full diagnostic capabilities. 3 x 15" fans and 2 x 11" fans. Includes hybrid WEG cooler.   |          |
| 231-04 | RADIATOR REVERSE FAN SW & DIAG LAMP      | REQ     | Keypad button.   |          |
| 231-06 | SURGE TANK                               | 5GL     | 5 gallon cylindrical SST tank.   |          |
| 231-08 | SURGE TANK ENG MAINT & DERATE SENSOR MFR | FOZ     | Fozmula  |          |
| 231-09 | SURGE TANK PRESSURE TEST PORT            | PVD     | Schrader valve fitting provided.   |          |
| 231-0A | SURGE TANK PRESSURE RELIEF VALVE         | 001     | Radiator cap (LEV-R VENT), built into surge tank cap.  |          |
| 231-0B | SURGE TANK SIGHT GLASS                   | NFI     | Graduated sight glass (glass material).  |          |
| 231-0C | RAD TUBES                                | SST     | SST  |          |
| 231-0F | COOLANT FLUID/ANTIFREEZE                 | 002     | Extended Life (FINAL CHARGE) coolant. 50/50 distilled water with ethylene glycol with corrosion inhibitors and bittering agent, based on organic acid (carboxylate) technology. Orange fluid.                |          |
| 231-0G | TRANSMISSION/HYBRID DRIVE COOLER         | 006     | Built into rad for BAE hybrids with external pump.   |          |
| 231-0J | TRANSMISSION/HYBRID DRIVE COOLER PUMP    | NFI     | AMETEK pump  |          |
| 231-0K | COOLANT RECOVERY TANK                    | REQ     | Required.  |          |
| 241-01 | DIESEL FUEL TANK MATERIAL                | POL     | Cross-linked polyethylene.   |          |
| 241-02 | DIESEL TANK CAPACITY AND FILL TYPE       | 1PF     | 100 useable US gallons. Pressure filled.   |          |
| 241-03 | DIESEL FILLER CAP                        | SCR     | Basic screw type.  |          |
| 241-04 | DIESEL FUEL SENDER                       | 001     | Required.  |          |
| 241-07 | DIESEL FUEL HOSES,ENGINE COMPT           | NFI     | GH100.   |          |

| Family | Family Description                             | Feature | Feature Description   | Comments |
|--------|--|---------|---|----------|
| 241-08 | DIESEL FUEL LINES,TANK TO BULKHEAD             | NFI     | Orange, fuel grade nylon tubing.  |          |
| 246-01 | AIR COMPRESSOR DISCHARGE LINE                  | NFI     | Teflon 2807 SST braided hose.   |          |
| 246-02 | BASIC AIR TANKS                                | SP1     | Combo Tank 1 (Wet Tank + Primary Brake Tank), Combo Tank 2 (Front Axle Kneeling Tank + Accessory Air Tank), Secondary Brake Tank, Rear Axle Kneeling Tank.  |          |
| 246-04 | AIR TANK DRAIN VALVES                          | MNL     | Manual 1/4 turn valve.  |          |
| 246-06 | WET TANK DRAIN VALVE                           | MAN     | Manual 1/4 turn valve.  |          |
| 246-09 | RIDE HEIGHT SENSORS                            | SP4     | SmartRider electronic leveling system on all axles.   |          |
| 246-0A | RIDE HEIGHT SETTINGS, NORMAL                   | SR1     | Front ride height is 4.0" axle to bump stop.  |          |
| 246-0B | RIDE HEIGHT SETTINGS, HIGH RIDE/FRT OVER-RAISE | SP1     | 2" above normal on all axles, speed limited to 10 mph (16 Kph).   |          |
| 246-0C | RIDE HEIGHT SETTINGS, LOW RIDE                 | SP1     | 2.4" below normal on all axles, speed limited to 10 mph (16 Kph).   |          |
| 246-0E | DOOR INTERLOCK                                 | EXT     | Applied to exit door. Foot on brake to release interlock, applied via multiplex system programming.   |          |
| 246-0G | DRIVER'S PARK BRAKE ALARM                      | 001     | If the Master Run switch is in the OFF or PARK positions, the kneeling alarm is triggered to alert the driver that the park brake is not set.   |          |
| 246-0H | PARK BRAKE PRESSURE SETTING                    | NFI     | 40 psi auto-apply park brake valve. 60 psi pressure switch for park brake light activation.   |          |
| 246-0K | AIR DRYER                                      | 003     | Bendix AD9 Tandem air dryer with IPC (Integrated Puraguard Cartridge).  |          |
| 246-0M | AIR DRYER LOCATION                             | BSW     | Behind the rear streetside wheelhouse, on the bulkhead.   |          |
| 246-0U | PARK BRAKE ACTUATION                           | PUL     | Pull To Apply.  |          |
| 246-0V | PARK/EMERG BRAKE LOCATION                      | PSC     | Park brake control location - on side console panel.  |          |
| 246-13 | FRONT TOW CONNECTOR                            | NPT     | Male 1/4" NPT fitting with Series 20/30 coupler fitting, with tag.  |          |
| 246-14 | FRONT AIR CONNECTOR ARRANGEMENT                | SS1     | Located below the bumper, streetside.   |          |
| 246-15 | FRONT AIR CHARGE CONNECTOR                     | NPT     | Male 1/4" NPT fitting with Series 20/30 coupler fitting, with tag.  |          |
| 246-16 | REAR AIR CHARGE FITTING LOCATION               | DPF     | Mounted to forward face of DEF pressure fill box.   |          |
| 246-17 | REAR AIR CHARGE CONNECTOR TYPE                 | M05     | Male 1/4" NPT multi-purpose quick coupling with ISO 7241 Series B Interchange (60 Series Nipple), with tag.   |          |
| 246-1B | FLEXIBLE AIR LINES                             | NFI     | Synflex colour coded. Green: rear service brakes and supplies. Red: front service brakes. Brown: parking brake. Black: accessories and brake hose. Yellow: compressor and governor. Blue: suspension. |          |
| 246-1E | ABS  | NFI     | Wabco.  |          |
| 246-1F | TRACTION CONTROL                               | W01     | Wabco system, to reduce drive wheel overspin.   |          |
| 246-1J | FRONT CHARGE AIR ROUTING                       | WET     | Direct charge to wet tank.  |          |

| Family | Family Description                    | Feature | Feature Description   | Comments |
|--------|---------------------------------------|---------|---|----------|
| 246-1K | REAR CHARGE AIR ROUTING               | AFT     | Connection after air dryer with direct path into wet tank.  |          |
| 246-1M | REAR CHARGING INDICATOR               | REQ     | 60 PSI Pressure Switch Located in Rear Charge Air Line.   |          |
| 246-27 | AIR SYSTEM TRANSDUCER FAULT DETECTION | 001     | Transducer Fault Detection - Transducer voltage falls to 0V if transducer failure occurs.   |          |
| 260-04 | BATTERY TYPE / MFR                    | 004     | Four Odyssey group 31 Absorbed Glass Matt (AGM) maintenance free batteries. 1150 CCA. Top posts: 3/8" positive, 3/8" negative.  |          |
| 260-05 | BATTERY CABLES                        | NFI     | Red heat shrink on 24 volt positive cable end and light blue heat shrink on 12 volt positive cable end.   |          |
| 260-09 | BATTERY TRAY                          | NFI     | Slide out battery acid resistant polyethylene enclosure with SST sub frame, SST bearings and rubber isolation mounts. Located aft of the curbside rear wheelhouse. Note: battery access door opens to the side. |          |
| 260-0C | POSITIVE BATTERY DISCONNECT SW        | 002     | Required with quick access through flip-open door (No engine shutdown feature).   |          |
| 260-0E | BATTERY VOLTAGE EQUALIZER             | V02     | Vanner 100 amp.   |          |
| 260-0F | JUMP START MANUFACTURER/TYPE          | A01     | Anderson SB350 grey   |          |
| 260-0G | JUMP START LOCATION                   | 005     | Mounted on underneath side of fusebox, accessible via the DEF fill access door  |          |
| 260-0H | START/STOP SWITCH                     | REQ     | Start/Stop mode functionality Shuts off and restarts engine automatically to reduce idling at stops, required   |          |
| 260-0Y | BAE ELECTRONIC COOLING PACKAGE (ECP)  | EMP     | EMP cooler with Ametek pump for propulsion control and accessory power system.  |          |
| 260-0Z | BAE ENERGY STORAGE SYSTEM (ESS)       | ULT     | 3G-1K (Ultra Cap)   |          |
| 260-10 | ACCESSORY POWER SUPPLY                | 2A3     | BAE MAPS-SDM3A. 2 APC (200 Amp @ 28V DC each). 3 API (17.5 KW at 230 V 3-Ph AC each). XDE40/35 with electric accessories for use with Gen 2.5.  |          |
| 260-15 | ROOF FAIRING / SKIRTS ENCLOSURE       | XDE     | Fairing with full length skirts for XDE's.  |          |
| 260-1A | FUSE BOX LOCATION                     | 001     | 0   |          |
| 260-1B | BATTERY VOLTAGE EQUALIZER QUANTITY    | 001     | One   |          |
| 269-01 | P.A. AMPLIFIER MFR / TYPE             | AVA     | Included with AVA or AVL system.  |          |
| 269-0C | GOOSENECK MICROPHONE                  | REI     | REI, approximately 30" long from base to end of microphone. Black neck and head.  |          |
| 269-0D | GOOSENECK MICROPHONE LOCATION         | API     | Inverted, clipped to the A-pillar. Microphone clip is 15.26" from bottom of destination sign closeout panel.  |          |
| 269-0E | GOOSENECK MICROPHONE SWITCH           | BLT     | Built into microphone.  |          |
| 269-0G | INTERIOR SPEAKER MFR                  | TCB     | TCB   |          |
| 269-0H | PRIMARY INTERIOR SPEAKERS             | 006     | Six: four to light panels, two above rear bench.  |          |
| 269-0K | EXTERIOR SPEAKERS, LOCATION           | ENT     | At basic location above entrance.   |          |



| Family | Family Description                          | Feature | Feature Description  | Comments |
|--------|---|---------|--|----------|
| 269-0M | EXTERIOR SPEAKER MFR                        | SHE     | Shekonic   |          |
| 269-0N | EXTERIOR SPEAKERS, LOCATION, RR             | 001     | Additional location above curbside exit door.  |          |
| 269-0Z | PRIMARY PA SYSTEM                           | GSW     | Gooseneck mic with built-in switch.  |          |
| 269-13 | EXTERIOR SPEAKER QUANTITY                   | ES2     | Two  |          |
| 269-14 | EXTERIOR SPEAKERS, LOCATION, REAR, MFR      | SHE     | Shekonic   |          |
| 269-1E | EXTERIOR SPEAKER COIL                       | 1CO     | Single coil  |          |
| 273-01 | HEADLIGHTS                                  | NFI     | NFIL Xcelsior LED low beam and high beam headlights.   |          |
| 273-02 | DAY RUN HEADLIGHTS                          | REQ     | Required.  |          |
| 273-03 | FRONT TURN SIGNALS                          | NFI     | NFIL amber LED. Integrated with headlight assembly.  |          |
| 273-06 | TAIL LIGHT ARRANGEMENT                      | 005     | Red, amber, red, white.  |          |
| 273-07 | TAIL LIGHTS MFR                             | 7DB     | 7" Dialight LED, bolted flange mounted.  |          |
| 273-08 | CENTER STOP / DECELERATION LIGHT SIZE       | BSC     | 18" X 1 " Dialight   |          |
| 273-09 | WHITE BACK-UP LIGHT MFR                     | DLG     | 4" Dialight LED, grommet mounted.  |          |
| 273-0A | STOP LIGHTS ON WITH RTRDR/REGEN BRAKE       | REQ     | Required.  |          |
| 273-0B | STOP LIGHTS ON WITH PARK BRAKE OR INTERLOCK | NFI     | When park brake or interlock are engaged.  |          |
| 273-0E | CENTER STOP / DECELERATION LIGHTS QTY       | 003     | Three  |          |
| 273-0F | CENTER STOP / DECELERATION LIGHTS LOCATION  | BS1     | At lower edge of rear crown panel  |          |
| 273-0H | SIDE TURN SIGNALS,TYPE / QTY PER SIDE       | 4S3     | 4 streetside, 3 curbside amber Dialight LED Lamps, 12 volt.  |          |
| 273-0J | SIDE TURN SIGNAL FUNCTIONALITY              | BSC     | Single intensity, Dialight LED lamps.  |          |
| 273-0M | CURBSIDE TURN SIGNALS LOCATION              | 002     | Lamps are aft of front and fore and aft of rear wheelhouses.   |          |
| 273-0N | STREETSIDE TURN SIGNALS LOCATION            | 004     | Lamps are fore and aft of all wheelhouses.   |          |
| 273-0P | KNEELING/RAMP LIGHT AT ENTRANCE             | NFI     | 2.5" Dialight LED.   |          |
| 273-0T | MARKER / CLEARANCE LIGHTS                   | 001     | Dialight LED without guard all around.   |          |
| 273-0V | REFLECTORS                                  | NFI     | Self-adhesive decals installed at NFIL basic positions.  |          |
| 273-0W | REAR LICENCE PLATE LIGHT                    | SMT     | Smartrend LED.   |          |
| 273-10 | TIMED SHUT-OFF,ENTR AREA LIGHTS             | BSC     | The program is set to shut the lights off when the door closes.                                      |          |
| 273-12 | TIMED SHUT-OFF,EXIT AREA LIGHTS             | NFI     | The program is set to shut the lights off five seconds after the door closes.                        |          |
| 273-1F | CENTER STOP / DECELERATION LIGHTS COLOR     | RED     | Red  |          |
| 273-1G | CURBSIDE CORNERING LIGHTS                   | 004     | 2 total, one curbside lamp located behind front axle and one curbside lamp forward of the rear axle. |          |

| Family | Family Description                                   | Feature | Feature Description   | Comments |
|--------|--|---------|---|----------|
| 273-1J | STREETSIDE CORNERING LIGHT                           | 002     | 2 total, one streetside lamp located behind front axle and one streetside lamp forward of the rear axle.  |          |
| 273-1R | MARKER / CLEARANCE LIGHTS FUNCTIONALITY              | NFI     | New Flyer standard marker/clearance light functionality to meet applicable FMVSS/CMVSS regulations.   |          |
| 273-23 | MARKER LIGHTS LOCATION                               | NFI     | New Flyer standard marker light locations to meet applicable FMVSS/CMVSS regulations  |          |
| 273-25 | EXTERIOR LIGHTS                                      | DAY     | Day Run, Night Run, and Night Park modes illuminate the tail lamps, marker/clearance lamps, and license plate lamp. Mandatory for Canadian customers. |          |
| 273-26 | CENTER STOP/DECELERATION LIGHT FUNCTIONALITY         | STP     | Basic stop functionality.   |          |
| 273-27 | CENTER STOP/DECELERATION LIGHT VOLTAGE               | 12V     | 12 Volts.   |          |
| 273-29 | UPPER REAR LIGHTS QTY                                | TWO     | Two   |          |
| 273-30 | UPPER REAR LIGHTS SIZE                               | 002     | 2"x 6" oval   |          |
| 273-31 | UPPER REAR LIGHTS COLOR                              | AMB     | Amber   |          |
| 273-32 | UPPER REAR LIGHTS FUNCTIONALITY                      | TRN     | Turn  |          |
| 273-33 | UPPER REAR LIGHTS LOCATION                           | 002     | At top of upper corner pillars  |          |
| 277-02 | INTERIOR PASSENGER LIGHTING                          | NFI     | NFIL LED lights, 24 VDC.  |          |
| 277-04 | PASSENGER LIGHTING: OUTPUT INTENSITY                 | 009     | 0% 1st bank on each side, 0% 2nd bank on each side, 50% for the remaining banks.  |          |
| 277-07 | EXIT BASEPLATE / ELEC PNL ACCESS                     | NFI     | At each exit door, through removable ad frame.  |          |
| 277-0B | TINTED LED PASSENGER LIGHT COVERS                    | B2W     | Blue for the 1st-2nd banks of lights on each side, the rest are white.  |          |
| 277-0C | FAREBOX LIGHT  | SMT     | One fixed LED light.  |          |
| 277-0F | DRIVER'S LIGHT                                       | 001     | One sealed 2.5" white high output Smartrend LED light.  |          |
| 277-0K | SDS SERVICE LIGHT                                    | 2LL     | Two LED lamps, one provided at upper front and one provided at upper rear of SDS enclosure.   |          |
| 277-0M | SDS SERVICE LIGHT SWITCH CONTROL                     | BSW     | With switch.  |          |
| 277-0N | PROPULSION COMPARTMENT LIGHTS                        | SMT     | Smartrend, four 1.38" LED lights.   |          |
| 277-0V | REAR DECK STEP LIGHT                                 | LED     | LED.  |          |
| 277-0W | INTERIOR DOOR HEADER LIGHTS, ANTI-GLARE SHIELD COLOR | BLK     | With black anti-glare shield.   |          |
| 277-0Y | INTERIOR DOOR HEADER LIGHTS/ QUANTITY (ENTRANCE)     | SGL     | Single strip.   |          |
| 277-11 | INTERIOR DOOR HEADER LIGHTS/ QUANTITY (EXIT)         | SGL     | Single strip.   |          |

| Family | Family Description                                    | Feature | Feature Description   | Comments |
|--------|---|---------|---|----------|
| 277-13 | EXIT AND ENTR MECH BOX SERVICE LIGHTS                 | SMT     | Smartrend LED with switch, at basic locations.  |          |
| 277-14 | EXIT AND ENTR MECH BOX SERVICE LIGHTS QUANTITY        | ONE     | 1 at entrance, 1 at each exit door.   |          |
| 277-18 | SIDE CONSOLE COMPT SERVICE LIGHT                      | LED     | Smartrend LED light.  |          |
| 277-19 | SIDE CONSOLE COMPT SERVICE LIGHT WITH SWITCH          | BSC     | Switch mounted with lamp assembly.  |          |
| 277-1A | REAR PLC AND FUSEBOX SERVICE LIGHTS                   | NFI     | Provided, LED.  |          |
| 277-29 | SIDE CONSOLE COMPT SERVICE LIGHT MOUNTING LOCATION    | FRT     | Front Structure   |          |
| 277-2B | HVAC DUCT ORIENTATION ON LIGHT PANELS                 | BSC     | Curbside forward duct fixed pointed towards the aisle.  |          |
| 277-2D | INTERIOR LED LIGHT FUNCTIONALITY                      | 001     | All banks are dimmable. When doors are open, lights turn on to full intensity. When doors are closed, lights reduce to secondary output intensity.                |          |
| 280-01 | PASSENGER SIGNAL CHIMES                               | 2DE     | Two electronic chimes, one above driver and one at rear exit. Chimes have a single tone which sounds once for regular activation, twice for wheelchair positions. |          |
| 280-03 | PASSENGER SIGNAL PULLCORDS                            | YLW     | Yellow cords are required.  |          |
| 280-07 | HORIZONTAL PASSENGER SIGNAL PULLCORDS                 | NFI     | Set at NFIL designated basic height. All decks.   |          |
| 280-09 | LWR DECK VERT PULLCORDS                               | 002     | Two: at the first street and curbside pillars forward of the face of the upper deck.  |          |
| 280-0D | SECUREMENT OF VERTICAL PULLCORDS                      | BSC     | Looped or clamped to the horizontal depending on the location.  |          |
| 280-0T | PASSENGER SIGNAL TYPE AT WHEELCHAIR POSITIONS         | PSH     | Push button mounted to flip-up seat grab rail.  |          |
| 280-0U | PUSH BUTTON SIGNAL AT WHEELCHAIR POSITIONS            | 001     | Push button only one on curbside wheel chair position and one on street side wheel chair position which is mounted to the under flip-up seat grabrail.            |          |
| 280-0V | PUSH BUTTON SIGNAL AT EXIT                            | 010     | Mounted facing aisle on center stanchion (ref. wide exit), low profile non-recessed button.   |          |
| 280-0W | PUSH BUTTONS,VERT AND SEAT STANCHIONS                 | WAF     | Two (one per side) on wheelchair area barrier, aisle facing.  |          |
| 284-01 | ELECTRONIC CONTROL SYSTEM                             | NFI     | Vansco.   |          |
| 284-02 | SYSTEM VOLTAGE  | NFI     | 24 VDC primary, 12 VDC secondary.   |          |
| 284-03 | SWITCHES  | NFI     | Water resistant.  |          |
| 284-04 | SPARE INPUT/OUTPUT PORTS FOR MULTIPLEX SYSTEM MODULES | NFI     | Minimum 10% input and 10% output, per electrical panel location.  |          |
| 284-05 | SIDE CONSOLE LIGHTING                                 | LED     | LED lamps.  |          |
| 284-06 | HAZARD WARNING LIGHTS                                 | NFI     | Front, side and rear lights flash for hazard warning.   |          |

| Family | Family Description                         | Feature | Feature Description   | Comments |
|--------|--|---------|---|----------|
| 284-0B | SDS ELECTRICAL PANEL ORIENTATION           | FCS     | Facing curbside.  |          |
| 284-0D | SDS ELECTRICAL PANEL LOCATION              | BSR     | Mounted on backside of SDS rack.  |          |
| 284-0F | ENTRANCE DOOR CONTROLLER                   | B5P     | Basic with 5 position settings.   |          |
| 284-0N | PROPULSION SYSTEM RESET SWITCH             | NRQ     | Not required.   |          |
| 286-01 | INSTRUMENT PANEL                           | BSC     | LCD display screen. Acrylic material with luminescent lighting, with Vansco Instrument Panel Cluster module.  |          |
| 286-02 | SHIFT SELECTOR LOCATION                    | NFI     | located on instrument panel.  |          |
| 286-03 | EXTERIOR LAMP TEST                         | NFI     | simultaneously depress both turn signals.   |          |
| 286-04 | SPEEDOMETER                                | VMI     | Part of Vansco instrument panel cluster. Set to display miles. With odometer (the display can be toggled to show Trip1, Trip 2, engine hours). Remove "engine hours" on battery buses.  |          |
| 286-05 | AUDIBLE SOUND FOR TURN SIGNALS/HAZARDS     | BSC     | Using click sound for turn signal and for hazard warning.   |          |
| 286-0C | REGENERATIVE BRAKE DISABLE SWITCH LOCATION | DES     | Inside destination sign compartment.  |          |
| 286-0D | SILENT ALARM                               | REQ     | Required.   |          |
| 286-0F | SILENT ALARM SW LOCATION                   | SCA     | At side console.  |          |
| 286-0K | SILENT ALARM SW TYPE                       | NRQ     | Not Required.   |          |
| 286-0P | DIAGNOSTICS PLUG LOCATIONS                 | 002     | Under the front dash (left of the steering column), at fwd face of the SDS barrier (above driver) and at the engine switch box and one BAE diagnostic connector at fwd face of the SDS. |          |
| 286-1R | DRIVER'S USB PLUG                          | SDS     | Required in the SDS box.  |          |
| 289-01 | SECUREMENT OF HARNESES                     | BSC     | Hellerman tyton clamps, with Panduit releasable cable ties.   |          |
| 296-01 | WIRING DECAL,REAR PLC AND FUSEBOX          | NFI     | Provided, laminated.  |          |
| 296-02 | WIRING DECAL,SIDE CONSOLE                  | LSD     | Laminated, installed on the inside of the SDS box door.   |          |
| 296-07 | SIDE CONSOLE DOOR DECAL LANGUAGE           | ENG     | English   |          |
| 298-01 | WATER TEST DURATION                        | 020     | 20 minutes.   |          |
| 298-02 | WATER TEST DURATION A/C                    | 001     | Water Test with A/C on.   |          |
| 304-01 | EXTERIOR PAINT TYPE                        | NFI     | Axalta Imron Elite high solids polyurethane.  |          |
| 304-06 | HIGH VOLTAGE SAFETY DECALS                 | REQ     | Required.   |          |
| 304-07 | CORROSION PROTECTION                       | 18Y     | Grit blasted frame, moisture cure zinc-rich primer (applied for 18 year protection), anti-chip undercoating, corrosion preventive coating sprayed inside frame tubes up to roof line.   |          |
| 304-0A | EXT DECALS,CUSTOMER SPECIFIC               | REQ     | Required. Customer to provide the Engineering paint group with specific requirements.   |          |

| Family | Family Description                             | Feature | Feature Description  | Comments |
|--------|--|---------|--|----------|
| 304-0D | INTERIOR DECALS, CUSTOMER SPECIFIC             | REQ     | Required.  |          |
| 304-0E | PASSENGER COMPARTMENT DECAL LANGUAGE           | ESC     | English / Spanish / Simplified Chinese. Passenger compartment decals are the decals within the area of the coach designed for the seating of passengers and that are intended primarily for passenger viewing. |          |
| 304-0F | INTERIOR FLEET NUMBER DECALS                   | REQ     | Required.  |          |
| 304-0G | MAINTENANCE DECAL LANGUAGE                     | ENG     | English. Maintenance decals are the decals that will be referenced primarily when performing maintenance on the coach.   |          |
| 304-0H | KNEELING / RAMP DECALS                         | BSC     | NFIL basic ramp & kneeling decal (red on white) and an arrow decal (red and black) provided near the kneeling / ramp deployment lights.  |          |
| 304-0J | AIR TANK DECALS                                | NFI     | NFIL basic.  |          |
| 304-0M | EXT FLEET NUMBERS, NON-ROOF                    | RFL     | Required (reflective).   |          |
| 304-0U | HYBRID SAFETY DECALS                           | REQ     | Required.  |          |
| 304-0Z | INTERIOR LOGOS, NFI                            | REQ     | NFI logos at standard location.  |          |
| 306-02 | FIRE EXTINGUISHERS                             | 5US     | 5 lb ABC class. With gauge, hose and mounting bracket. UL compliant for US customers.  |          |
| 306-03 | FIRE EXTINGUISHER LOCATION                     | 003     | Mounted vertically on the aisle side of the upper forward face of the driver's barrier.  |          |
| 350-01 | DRIVER'S PEDALS, POSITION / TYPE               | A45     | pedals adjustable fore/aft. Brake pedal angle set at 45 degrees from pedal to floor. Throttle pedal angle set at 45 degrees from pedal to floor.   |          |
| 350-04 | BRAKE VALVES                                   | NFI     | E6.  |          |
| 350-06 | DRIVER'S CONTROL PLATE SURFACE TREATMENT       | FMJ     | Full metal jacket applied to area near the pedals.   |          |
| 350-07 | TURN SIGNAL SWITCHES                           | BSC     | Basic switches, floor mounted.   |          |
| 350-08 | DIMMER SWITCH                                  | BSC     | Foot switch located beside side console panel.   |          |
| 350-0D | HAZARD WARNING LIGHT SW LOCATION               | BTN     | On side console with additional foot switch located between the turn signal switches.  |          |
| 350-0G | STEERING COLUMN                                | DAT     | Douglas Autotech with tilt and telescopic features.  |          |
| 350-0H | STEERING WHEEL                                 | 20C     | 3 spoke, 20" diameter hard padded.   |          |
| 350-0M | DUAL HORN                                      | BSC     | Provided with splash shield.   |          |
| 350-0N | TURN SIGNAL BRACKET MATERIAL/FINISH            | NRQ     | Not required.  |          |
| 400-01 | JACKING / LIFTING PADS                         | 001     | 4" diameter round pads at front and rear chassis.  |          |
| 420-02 | EXTERIOR SIDE PANELS                           | NFI     | Fiberglass.  |          |
| 420-05 | CURB & STREET ENG,S/CONS DOORS,STRUTS          | BSC     | Supported by gas struts.   |          |
| 420-06 | CURB & STREET ENG COMPT, BATTERY DOORS,LATCHES | CRM     | Quarter turn chrome plated 5/16" square key latches. Also, used for the separate battery access door.  |          |
| 420-07 | CURBSIDE PROPULSION COMPARTMENT DOOR           | 006     | Includes battery disconnect switch access door (using a gas strut) and a DEF pressure fill access door (using a gas strut) and manual fill access door (using a gas strut).                                    |          |

| Family | Family Description                        | Feature | Feature Description   | Comments |
|--------|---|---------|---|----------|
| 420-09 | DEFROSTER ACCESS DOOR LATCHES             | CRM     | 4 quarter turn chrome plated 5/16" square key latches.                                    |          |
| 420-0A | STREET SIDE ENGINE (RADIATOR) ACCESS DOOR | WAV     | With wavy screen.   |          |
| 420-0B | BATTERY COMPARTMENT DOOR                  | SOL     | Solid door located aft of the curb side rear wheel, separate from the engine compartment. |          |
| 420-0C | DIESEL FUEL FILL DOOR                     | BSC     | Basic hinged door located forward of the curbside rear wheelhouse.                        |          |
| 420-0D | SURGE TANK DOOR                           | BSC     | Basic hinged door.  |          |
| 420-0F | SIDE CONSOLE DOOR LATCHES                 | CHR     | Quarter turn chrome plated 5/16" square key quad latches.                                 |          |
| 420-0G | PROPULSION DOOR                           | SOL     | Solid door with built-in handle.  |          |
| 420-0H | PROPULSION DOOR STRUTS                    | TWO     | Two, the streetside strut has a locking mechanism.  |          |
| 420-0J | PROPULSION DOOR LATCHES                   | CHR     | Quarter turn chrome plated 5/16" square key quad latches.                                 |          |
| 420-0M | REAR LICENSE PLATE RETENTION              | 002     | Centered with bottom retainer and two upper inserts.                                      |          |
| 420-0N | ENGINE DOOR PROXIMITY SWITCH              | PCS     | Required on curbside.   |          |
| 420-0P | RAIN GUTTER                               | NFI     | 0.44" cross section bonded. drain holes and plugs   |          |
| 420-0R | ROOF HATCH INSTRUCTION LANGUAGE           | ESM     | English / Spanish / Simplified Chinese.   |          |
| 420-0T | ROOF HATCH SIZE,FRONT                     | X24     | 24" X 24"   |          |
| 420-0U | ROOF HATCH TYPE,FRONT                     | BSC     | Basic hatch/vent.   |          |
| 420-0V | ROOF HATCH VENDOR,FRONT                   | TRA     | Transpec Worldwide.   |          |
| 420-15 | ROOF HATCH SIZE,REAR                      | X36     | 24" X 36"   |          |
| 420-16 | ROOF HATCH TYPE,REAR                      | SKY     | Skylight.   |          |
| 420-17 | ROOF HATCH VENDOR,REAR                    | SPH     | Spheros Parabus.  |          |
| 420-18 | RR ROOF HATCH (SKYLIGHT) FILM,TINT        | 18P     | 18 % Light Transmittance.   |          |
| 420-1B | WIPERS                                    | 002     | Sprague motors 24 volt electric with Sprague wet arm wipers. Intermittent.                |          |
| 420-1E | WINDSHIELD WASHER BOTTLE                  | 5US     | 5 US gallon with electric powered pump mounted using 4 weld nuts.                         |          |
| 420-1F | WINDSHIELD WASHER FILL LOCATION           | NFI     | Accessed via a flip-out door built into the exterior side console access door.            |          |
| 420-1G | LOWER DRIVER'S VENT                       | REQ     | Provided.   |          |
| 420-1H | FENDERS                                   | MOL     | Molded polyurethane.  |          |
| 420-1K | S1 WHEEL GUARDS                           | CFR     | Required on curbside forward of rear axle.  |          |
| 420-1M | EXTERIOR UPPER REAR                       | WDW     | With window.  |          |
| 420-1T | FRONT LICENSE PLATE LOCATION              | CEN     | On center of defroster door.  |          |
| 420-1U | FRONT LICENSE PLATE RETENTION             | BOT     | Bottom retainer, top inserts.   |          |
| 420-24 | WIPERS, MOTOR ARM LENGTH                  | A01     | 34" long arm.   |          |
| 420-25 | WIPERS, WIPER BLADE LENGTH                | W01     | 26" long blade.   |          |

| Family | Family Description                         | Feature | Feature Description  | Comments |
|--------|--|---------|--|----------|
| 420-26 | WIPERS, SPRAY STREAMS PER ARM              | S02     | 2 streams per arm.   |          |
| 420-2B | DRIP EDGE FOR REAR CROWN PANEL/HVAC DOOR   | REQ     | Drip Edge along the bottom edge of the Rear Crown Panel/HVAC door to divert water entering the engine/propulsion compartment.  |          |
| 420-2C | SS REAR UPPER CORNER PILLAR VENTING        | REC     | Rectangular screened opening.  |          |
| 420-2D | UPPER CORNER PILLAR DOOR LATCHES           | BSC     | Quarter turn chrome plate 5/16" square key latches.  |          |
| 421-01 | INSULATION,SIDEWALL AND ROOF               | POL     | Polyisocyanurate foam. meets Docket 90 spec.   |          |
| 421-02 | INSULATION,EXHAUST CAVITY                  | BGF     | Heat-resistant fiberglass mat.   |          |
| 421-03 | INSULATION, PROPULSION COMPARTMENT         | ACO     | Noise reduction acoustical foam, retained by perforated aluminum panels.   |          |
| 422-02 | CEILING PNLS AFT OF FRT W/HS INCL RR PLC   | WHT     | Antique white plastic, SST trim.   |          |
| 422-03 | CEILING / HVAC COVER PANELS ABOVE FRT W/HS | WHT     | Antique White fiberglass.  |          |
| 422-04 | HVAC RTN AIR GRILLE DOOR LOCK              | 1QL     | 2 quad latches.  |          |
| 422-05 | ENTRANCE / DRIVER'S AREA PANELS COLOUR     | BLK     | Black. Includes dash, dest sign c/out, ent. mech. box, driver's o/head panels. and if used, ent. floor heat duct, frt. RH harness cover is black powder coated alum. |          |
| 422-06 | DRIVER'S CEILING PANEL MATERIAL            | MEL     | Melamine.  |          |
| 422-07 | INTERIOR PIER PANEL MATERIAL               | THE     | Thermoplastic.   |          |
| 422-08 | PIER PANEL COLOUR                          | WHT     | Antique white  |          |
| 422-0A | INTERIOR LWR SIDEWALL MATERIAL             | MEL     | Melamine   |          |
| 422-0C | INTERIOR SIDEWALL MELAMINE                 | CHA     | Charcoal Grey Gloss  |          |
| 422-0D | INTERIOR PROPULSION COMPT ACCESS PANEL     | HIN     | A single hinged panel under the rear seat  |          |
| 422-0E | INTERIOR UPPER REAR PANEL                  | RRW     | Rear window.   |          |
| 422-0J | REAR WINDOW ENCLOSURE,INTERIOR             | WHT     | Molded fiberglass gelcoated Antique white. Includes curb and street side access panels.  |          |
| 422-0K | C/S,S/S RR BULKHEAD ACCESS PANELS          | FIB     | Fiberglass with 5/16" black powder coated square key lock.   |          |
| 422-0M | HRNS/AIR LINE COVERS AT UPPER DECK         | PFB     | Painted flat black.  |          |
| 422-0N | FRT DEST SIGN DOOR LATCHES                 | SQL     | Short wing quad latches.   |          |
| 422-0P | DRIVER'S OVERHEAD PANEL                    | NFI     | With locker.   |          |
| 422-0R | DRIVER'S LOCKER LATCH                      | SQL     | Short wing quad latch.   |          |
| 422-0T | DRIVER'S COAT HOOK AND STRAP               | FWD     | Located on the forward face of the harness cover behind the driver.  |          |

| Family | Family Description                                    | Feature | Feature Description   | Comments |
|--------|---|---------|---|----------|
| 422-0U | SECURE DIAGNOSTIC STATION                             | 004     | Above street side front wheelhouse. Incorporates driver's barrier. With fiberglass, flat panel, instead of Take One pockets.  |          |
| 422-0V | SDS ENCLOSURE COLOUR                                  | BLK     | Flat Black.   |          |
| 422-0W | SDS ENCLOSURE DOOR LATCHES                            | 011     | Two 5/16" sq key quad latch, paddle latch (CH751 key )in center.  |          |
| 422-13 | FRONT SUNVISOR / ROLLERBLINDS                         | G01     | Grey rollerblind. Scissor type with 20" travel.   |          |
| 422-14 | SIDE SUNVISOR/ROLLERBLIND                             | G01     | Grey rollerblind. Scissor type with 20" travel. 38" width.  |          |
| 422-15 | SQUARE KEY T-HANDLE                                   | SL2     | Shipped loose T Handle and Clip.  |          |
| 422-16 | ENTRANCE MECHANISM BOX DOOR LATCH                     | 2SW     | Two short wing quad latches.  |          |
| 422-18 | GRAB HANDLE NEAR FRONT ROOF HATCH                     | REQ     | Required.   |          |
| 422-19 | FLOOR HEAT DUCT MATERIAL                              | LEA     | Leathergrain textured SST.  |          |
| 422-1B | C/S,S/S REAR BULKHEAD ACCESS PANELS, OPENING METHOD   | REM     | Removable access panels.  |          |
| 422-1R | FRONT DASH, ACCESS PANEL LATCH                        | BSC     | Quarter turn, black powder coated 5/16" square key quad latches.  |          |
| 422-1W | INTERIOR UPPER REAR PANEL, TRIM OPTIONS               | FLT     | Flat Trim Design  |          |
| 422-23 | REAR PLC ENCLOSURE, LATCHES                           | 001     | 5/16" square key quad latch.  |          |
| 423-0A | AD FRAME, SDS ENCLOSURE, VENDOR                       | CUS     | Customer supplied.  |          |
| 423-0C | AD FRAME, SDS ENCLOSURE, REAR                         | S17     | One 19.5" x 25.5" powered ad display.   |          |
| 450-02 | FLOORING  | SPA     | Lower deck uses SpaceAge composite flooring. Upper deck uses fiberglass composite for step and floor to the rear wheelhouses and SpaceAge composite flooring to the rear. |          |
| 450-03 | DRIVESHAFT / TRANSMISSION / DRIVE MOTOR ACCESS PANELS | 2AC     | Two panels set in the floor, one to access the driveshaft and the other to access the transmission.   |          |
| 450-06 | ALTRO FLOOR COVERING                                  | 009     | Storm TFM 27903 (2.7 mm / 0.11" thick), for aisle and underseats.   |          |
| 450-0A | STEP TO UPPER DECK                                    | YLW     | Yellow anti-slip coating is applied to the edges and vertical faces of the step.  |          |
| 450-0B | FRONT AXLE STANDEE LINE                               | WHI     | One white flooring safety line provided fore of the hump at the front axle.   |          |
| 450-0C | ENTRANCE NOSING                                       | B01     | Nosing is 2" wide yellow anti-skid applied to the ramp.   |          |
| 450-0D | EXIT NOSING   | ALT     | 2.5" yellow nosing for Altro / Tarabus flooring.  |          |
| 450-0F | REAR SEAT RISER COVERING MATERIAL                     | B01     | Same material and colour as used for the flooring.  |          |
| 450-0J | DRIVER'S PLATFORM FLOORING                            | A09     | Altro, Storm TFM 27903 (2.7 mm / 0.11" thick)   |          |
| 450-0K | DRIVER'S PLATFORM TRIM                                | SST     | SST.  |          |



| Family | Family Description                                  | Feature | Feature Description   | Comments |
|--------|---|---------|---|----------|
| 450-0M | OUTER WHEELHOUSES                                   | B01     | SST front and rear.   |          |
| 450-0N | INTERIOR FRONT W/HOUSE (LUGG RACK) COLOURS          | BFM     | Black FMJ. An LED aisle light is provided on the streetside. Also, SST scuff guards are provided.                                 |          |
| 450-0T | TRIM UPPER DECK                                     | ALU     | Aluminum.   |          |
| 450-13 | INTERIOR FRONT W/HOUSE (LUGG RACK), SCUFF GUARDS    | BSC     | Standard height scuff guard   |          |
| 450-14 | EXIT DOOR, WHEELHOUSE AND UPPER DECK TRIM, MATERIAL | ALU     | Aluminum Trim   |          |
| 460-01 | WINDSHIELDS   | 72B     | 72% light transmittance green laminated. With blue shade band for street and curb sides.  |          |
| 460-02 | WINDSHIELD PROTECTIVE FILM                          | REQ     | Required for coach delivery beyond a 500 mile radius of Final Assembly.   |          |
| 460-04 | PASS / DRVR'S WINDOWS MANUFACTURER                  | AGF     | Arow Global flush mounted.  |          |
| 460-05 | FLUSH PASSENGER WINDOWS                             | BFT     | Bottom is fixed, top tip-in.  |          |
| 460-07 | SDS WINDOW  | PSH     | Full fixed picture window supported by gas strut with push button mechanism. Glazing matches passenger window.                    |          |
| 460-08 | FLUSH WINDOW GLAZING                                | F04     | Grey, 44% light transmittance, tempered.  |          |
| 460-0A | FLUSH WINDOW LOCKS                                  | 001     | Locking set-screw.  |          |
| 460-0C | WINDOW FRAME COLOUR                                 | BLK     | All window frames are black anodized.   |          |
| 460-0D | WINDOW EMERGENCY EGRESS                             | NFI     | Minimum quantity based on FMVSS requirements, local, state/provincial, federal regulations or customer spec whichever is greater. |          |
| 460-0E | SIDE DESTINATION SIGN WINDOWS                       | CSN     | Curb side. Fixed clear top and fixed bottom. Bottom matches passenger window glazing. (review 470 for side sign details).         |          |
| 460-0F | REAR WINDOW   | FIX     | Fixed. Glazing to match side windows.   |          |
| 460-0G | WINDOW GLAZING REPLACEMENT                          | BSC     | Basic replacement.  |          |
| 460-0J | PASS WINDOW THICKNESS                               | 6MM     | 6 mm.   |          |
| 460-0K | DRIVER'S WINDOW, FLUSH                              | DHN     | With dual sliding sashes, exterior and interior handles (handle style). Non-egress.   |          |
| 460-0P | DRIVER'S WINDOW GLAZING                             | TEM     | Tempered with minimum 70% light transmittance.  |          |
| 470-01 | DESTINATION SIGNS MFR                               | TVS     | Twin Vision Smart Series, LED display system.   |          |
| 470-02 | DEST SIGN CONTROL UNIT LOCATION                     | OVR     | Under driver's overhead panel at forward position of sawtooth panel.  |          |
| 470-05 | TWIN VISION FRT.DEST.SIGNS                          | B01     | Smart Series 3, LED amber, 16 x 160.  |          |
| 470-07 | FRONT DESTINATION SIGN GLASS                        | LAM     | Laminated.  |          |
| 470-0A | CURB SIDE DESTINATION SIGN LOCATION                 | 2WI     | At the second window, aft of the entrance door.   |          |
| 470-0C | TWIN VISION CURBSIDE DEST.SIGNS                     | A01     | Smart Series 3, LED, amber, 14 x 112 (42.25" wide display).   |          |

| Family | Family Description                               | Feature | Feature Description  | Comments |
|--------|--|---------|--|----------|
| 470-0H | REAR ROUTE SIGN, LOCATION                        | UCS     | At the upper curb side.  |          |
| 470-0K | TWIN VISION REAR ROUTE SIGNS                     | A01     | Smart Series 3, LED, amber 16 X 48.  |          |
| 470-0P | AVA / AVL SYSTEM                                 | INT     | INIT system  |          |
| 470-10 | AVA/AVL LED SIGN LOCATION                        | REQ     | Required on the HVAC overhead enclosure at front.  |          |
| 470-11 | AUTO VEHICLE MONITORING SYSTEM (AVM)             | FMA     | Fuel Master  |          |
| 470-13 | AVM, FUEL MANAGEMENT LOCATION                    | DES     | Module located at curbside destination sign.   |          |
| 470-16 | NEW FLYER CONNECT-DIAGNOSTIC & MONITORING SYSTEM | PRV     | NFIL interface wiring provisions.  |          |
| 470-1P | AVA/AVL LED SIGN                                 | 003     | Init PIDMOBILE3 LED Display sign, 8x96 pixel, 16 characters. Supplied by Init. Cutout Size 28.97" X 2.56". |          |
| 470-22 | GEOFENCE REQUIREMENT                             | NRQ     | Not required   |          |
| 480-02 | EXTERIOR MIRROR MANUFACTURER                     | HAD     | Hadley.  |          |
| 480-03 | EXTERIOR SS MIRROR GLASS STYLE                   | 2PC     | 2/1 (upper portion is flat, lower portion is convex).  |          |
| 480-04 | EXTERIOR SS MIRROR GLASS SIZE                    | 815     | 8" x 15"   |          |
| 480-05 | EXTERIOR SS MIRROR HEATING REQUIREMENTS          | REQ     | Heated.  |          |
| 480-06 | EXTERIOR SS MIRROR POWER OPTIONS                 | DUR     | Dual remote control. (The upper and lower portions are remote controlled.)                                 |          |
| 480-08 | EXTERIOR SS MIRROR ARM FUNCTIONALITY             | PUL     | Pull back. Mirror arm is manually returned to its previously set position after deflection.                |          |
| 480-09 | STREET SIDE MIRROR MOUNT                         | LOW     | Low mount.   |          |
| 480-0E | EXTERIOR CS MIRROR GLASS STYLE                   | 2PC     | 2/1 (upper portion is flat, lower portion is convex).  |          |
| 480-0F | EXTERIOR CS MIRROR GLASS SIZE                    | 913     | 9" x 13"   |          |
| 480-0G | EXTERIOR CS MIRROR HEATING REQUIREMENTS          | REQ     | Heated.  |          |
| 480-0H | CURB SIDE MIRROR POWER OPTIONS                   | DUR     | Dual remote control. (The upper and lower portions are remote controlled.)                                 |          |
| 480-0K | EXTERIOR CS MIRROR ARM FUNCTIONALITY             | PUL     | Pull back. Mirror arm is manually returned to its previously set position after deflection.                |          |
| 480-0V | STREET /CURB SIDE MIRROR W/TURN SIGNAL           | BMH     | LED, mounted at back of mirror head.   |          |
| 480-11 | STREET / CURB SIDE HEATED MIRROR ACTIVATION      | DEF     | Heat for mirrors turned on when the defroster is turned on.  |          |
| 480-13 | DRIVER'S REAR VIEW MIRROR                        | BFL     | 8" x 15", black, flat.   |          |
| 480-14 | SPOT MIRROR                                      | 6DF     | 6" diameter flat mirror with short arm, located at curbside front.   |          |

| Family | Family Description                                    | Feature | Feature Description   | Comments |
|--------|---|---------|---|----------|
| 480-15 | EXIT DOOR MIRROR                                      | 12C     | Convex, 12" diameter, mounted on curved modesty panel stanchion.  |          |
| 480-26 | STREET/ CURB SIDE MIRROR ARM MATERIAL                 | CAR     | Carbon steel  |          |
| 490-01 | ENTRANCE DOOR DRIVE SYS                               | ELC     | Electric  |          |
| 490-02 | ENTRANCE DOOR   | VAP     | Vapor slide glide.  |          |
| 490-03 | ENTRANCE DOOR LIMIT SWITCH SET-UP                     | PRX     | Solid state proximity switch.   |          |
| 490-04 | ENTRANCE EMERGENCY RELEASE VALVE                      | PVD     | Within mech box.  |          |
| 490-05 | ENTRANCE DOOR MAGNETIC DUMP VALVE                     | REQ     | required, located at baseplate venting entrance door  |          |
| 490-07 | ENTR/EXIT FRANG.COVER,LANGUAGE                        | FSM     | English, Spanish, Simplified Chinese.   |          |
| 490-09 | ENTRANCE DOOR COLOUR, INTERIOR                        | BLK     | Black   |          |
| 490-0B | ENTRANCE DOOR HANDLES                                 | YLW     | Yellow powder coated.   |          |
| 490-0K | ENTRANCE DOOR GLAZING                                 | BSC     | Full length single piece, 72% green.  |          |
| 490-0V | ENTR/EXIT FRANG.COVER                                 | PER     | Perforated cover.   |          |
| 490-0W | ENT AND EXIT DOORS, INTERIOR AND EXTERIOR PANEL COLOR | BLK     | Black Powder Coat   |          |
| 491-01 | EXIT DOOR DRIVE SYS                                   | ELE     | Electric with pneumatic emergency release.  |          |
| 491-02 | EXIT DOOR   | WID     | One curbside rear exit door. Wide Ameriview Vapor Slide Glide, 45.2" between panels.                              |          |
| 491-03 | SLIDE GLIDE EXIT LIMIT SWITCH                         | PRX     | Solid state proximity switch.   |          |
| 491-04 | EXIT DOOR CONTROL                                     | CLA     | Vapor Class Acoustic Sensing System. Activates door opening and detects obstruction on closing.                   |          |
| 491-05 | CLASS SYSTEM INSTRUCTION DECAL                        | ESM     | English, Spanish, and Simplified Chinese, text and characters as per customer requirement.                        |          |
| 491-0D | EXIT DOOR SENSITIVE EDGE                              | SVE     | Pneumatic sensitive vertical edge sensor provided at all exit doors.  |          |
| 491-0H | EXIT FRANGIBLE COVER SECUREMENT                       | MAG     | Magnetic latch.   |          |
| 491-0M | EXIT DOOR ASSIST HANDLES                              | 004     | Yellow powdercoated, UPA-3 Aluminum   |          |
| 491-0P | EXIT DOOR GREEN LIGHT                                 | LED     | LED green light indicates that the exit door is set to open.  |          |
| 491-0T | EXIT DOOR ALARM                                       | B01     | Buzzer and red 'rear door open' indicator at the instrument panel activated when the sensitive edge is triggered. |          |
| 491-0U | EXIT DOOR GLASS SIZE                                  | FUL     | Full length.  |          |
| 491-0V | EXIT DOOR GLAZING                                     | G72     | 6 mm, Green, 72% light transmittance, laminated.  |          |
| 491-12 | EXIT DOOR GREEN LIGHT MOUNTING ORIENTATION            | HOR     | Exit door green light mounted horizontally on baseplate   |          |
| 526-01 | 40' PASSENGER SEAT QUANTITY                           | 039     | 39  |          |

| Family | Family Description                          | Feature | Feature Description   | Comments |
|--------|---|---------|---|----------|
| 526-04 | PASSENGER SEAT MANUFACTURER                 | USS     | United State Seating  |          |
| 526-05 | USS PASSENGER SEAT MODEL                    | GEM     | Gemini seats.   |          |
| 526-09 | REAR BENCH SEAT                             | NFI     | 1-3-1 hinged seat.  |          |
| 526-0A | PASSENGER SEAT MOUNTING                     | CAN     | Cantilever  |          |
| 526-0B | SEAT MOUNTED GRABRAIL                       | THE     | Thermoplastic   |          |
| 526-0C | FIRST SEAT, CURBSIDE UPPER REAR             | FFA     | Forward facing.   |          |
| 526-0D | FIRST SEAT, STREETSIDE UPPER REAR           | FFA     | Forward facing.   |          |
| 526-0F | PASSENGER SEATING BARRIER                   | INT     | Integrated with restraint system.   |          |
| 526-0G | SEAT POSITION, FORWARD OF REAR EXIT         | FFA     | Forward facing.   |          |
| 526-0U | RECARO DRIVER'S SEAT MODEL                  | B01     | Ergo AM80   |          |
| 526-0W | DRIVER'S SEAT COVER                         | VNL     | All vinyl.  |          |
| 526-0Y | DRIVER'S SEAT BELT                          | LHS     | Lap belt with retractor on left hand side.  |          |
| 526-10 | DRIVER'S SEAT BELT COLOR                    | BLK     | Black   |          |
| 526-14 | DRIVER'S SEAT BASE RISER MATERIAL           | BLK     | Black powdercoated steel.   |          |
| 526-18 | WHEELCHAIR POSITIONS, QUANTITY              | B01     | Two. At basic locations, one aft of the curbside and one aft of the streetside front wheelhouses. |          |
| 526-19 | CS WHEELCHAIR RESTRAINT SYSTEM              | QPD     | Q'POD forward facing barrier with integrated wheelchair restraint.                                |          |
| 526-1A | SS WHEELCHAIR RESTRAINT SYSTEM              | QPD     | Q'POD forward facing barrier with integrated wheelchair restraint                                 |          |
| 526-1D | SHOULDER HARNESS, W/CHR RESTRAINTS          | INT     | Integrated with Q-Pod restraint system.   |          |
| 526-1F | STANCHION / GRABRAIL STYLE                  | CUR     | Curved style vertical stanchions. Using cast SST fittings for vertical and horizontal stanchions. |          |
| 526-1G | OVERHEAD HORIZONTAL GRABRAILS               | SST     | SST   |          |
| 526-1H | OVERHEAD GRABRAIL HANDHOLD STRAPS           | GRY     | Flexible grey PVC straps, secured to horizontal stanchions, locations as per customer spec.       |          |
| 526-1J | OVERHEAD GRABRAIL HANDHOLD STRAPS, QUANTITY | 008     | Eight   |          |
| 526-1K | COLOR - STANCHIONS AT EXITS & RR RISER STEP | YLW     | Yellow SST  |          |
| 526-1M | VERT FORE OF S/S FRT W/HOUSE                | BLK     | Black SST   |          |
| 526-1N | VERT AFT OF S/S FRT W/HOUSE                 | FWD     | To match colour of forward of streetside wheelhouse stanchion (Option 526-1M).                    |          |
| 526-1P | VERT FORE OF C/S FRT W/HOUSE                | BLK     | Black SST   |          |

| Family | Family Description                   | Feature | Feature Description  | Comments |
|--------|--------------------------------------|---------|--|----------|
| 526-1R | VERT AFT OF C/S FRT W/HOUSE          | SEA     | To match colour of vertical seat stanchions (see option 526-1T).   |          |
| 526-1T | COLOR - VERTICAL STANCHIONS AT SEATS | SST     | SST  |          |
| 526-1U | CENTERED STANCHION FOR WIDE EXITS    | YLW     | Yellow SST.  |          |
| 526-1W | GRABRAILS AT WHEELCHAIR POSITIONS    | SST     | SST, under flip-up seats (type and locations as per customer spec).  |          |
| 526-22 | FRONT CURBSIDE LUGGAGE RACK          | 001     | Horizontal tube wrapping around fore, aisle, and aft sides   |          |
| 526-23 | FAREBOX GRABRAIL STYLE               | 001     | Basic grab rail.   |          |
| 526-25 | MODESTY PANEL MATERIAL               | MEL     | Melamine.  |          |
| 526-26 | MODESTY PANEL MELAMINE COLOR         | CGG     | Charcoal Grey Gloss.   |          |
| 526-27 | C/SIDE FORE UPR DECK MOD PNL, GAP    | NFI     | Approximately 2" diagonally.   |          |
| 526-29 | BARRIER AT STREET SIDE REAR RISER    | MOD     | Modesty panel (material and color per 526-25/526-26).  |          |
| 526-2M | BARRIER FWD OF EXIT(S)               | UPB     | Upper panel, 0.5" clear polycarbonate, basic width.  |          |
| 526-2T | EMERGENCY INSTRUCTIONS               | ESM     | English / Spanish / Simplified Chinese.  |          |
| 526-32 | DRIVER'S SEAT, FORE/AFT SEAT TRAVEL  | FA4     | The fore / aft seat travel is 11".   |          |
| 526-37 | FRONT CURBSIDE LUGGAGE RACK COLOR    | BLK     | Black  |          |
| 526-3B | FAREBOX GRABRAIL COLOR               | BLK     | Black  |          |
| 526-3V | SEAT FWD OF REAR BENCH SEAT          | FWD     | Forward facing.  |          |
| 549-01 | HVAC UNIT 1                          | TK6     | Thermo King RLFE rooftop A/C unit. Safety-Walk is provided for rooftop units.  |          |
| 549-04 | HVAC UNIT MOTOR TYPE                 | NFI     | Brushless motor for primary heating & cooling system.  |          |
| 549-05 | REFRIGERANT                          | 407     | R-407C freon.  |          |
| 549-06 | HVAC AIR INTAKE                      | AIR     | Recirculated air only.   |          |
| 549-07 | HVAC RETURN AIR FILTER               | MER     | TK Dacron MERV 7 (disposable) filter.  |          |
| 549-0A | HVAC PULLDOWN SPEC                   | PD2     | Will meet the APTA 115F TO 95F Pull Down, 20 minute time limit test requirements and any less stringent test requirement inside the temperature range. (ex. 110F to 95F in 20 minutes or 115F to 95F in 30 minutes). |          |
| 549-0C | HVAC SYSTEM VALVES                   | BVB     | Brass ball valves with basic handles.  |          |
| 549-0D | A/C AND HEATER LINE CLAMPS           | IDE     | Ideal.   |          |
| 549-0E | A/C COMPRESSOR                       | TND     | Electric driven compressors integrated into the main HVAC unit.  |          |
| 549-0J | HVAC ELECTRONICS                     | TK1     | Thermo King Intelligaire 3, valid for A/C or heater units. With limited diagnostic capabilities.   |          |
| 549-0K | HVAC CONTROL PANELS                  | TKD     | Thermo King, installed in sawtooth panel above driver.   |          |
| 549-0N | A/C PRESSURE READINGS                | TK1     | Obtained via the Thermo King Intelligaire 3 control panel.   |          |
| 549-15 | HVAC FAN SPEED SWITCH                | REQ     | required at the side console.  |          |
| 549-16 | BOOSTER PUMP                         | 260     | Valeo SPump 260W CAN capable.  |          |

| Family | Family Description                                     | Feature | Feature Description   | Comments |
|--------|--|---------|---|----------|
| 549-1A | DEFROSTER  | 008     | Grayson 3 speed brushless blower, electrically controlled damper, with SST box.   |          |
| 549-1E | AUXILIARY/CABIN HEATER                                 | EV1     | Valeo Thermo DC 200 (20 kw) @ 690V electric heater.   |          |
| 549-1G | AUXILIARY HEATER AIR INTAKE                            | DIF     | In engine compartment, with diffuser.   |          |
| 549-1M | AUX HTR BYPASS FOR ENGINE                              | REQ     | Required to route auxiliary heated coolant to engine when interior of coach is warm.  |          |
| 549-20 | FRONT CURB SIDE FLOOR HEATER SYSTEM                    | GRY     | Grayson Thermal Systems unit, with brushless motor. The casing is SST with brushed finish. (note: exact position may be dependant on seating layout.) |          |
| 549-22 | FRONT STREET SIDE FLOOR HEATER SYSTEM                  | GRY     | Grayson Thermal Systems unit, with brushless motor. The casing is SST with brushed finish. (note: exact position may be dependant on seating layout.) |          |
| 580-01 | FRONT WHEELCHAIR RAMP                                  | SMP     | NFIL electric SmartRider Ramp at front door. 32" wide, with constant slope boarding and 1:6 slope capability.   |          |
| 580-02 | FRONT RAMP CONTROL                                     | SWI     | Ramp switch at driver's instrument panel.   |          |
| 580-08 | WHEELCHAIR RAMP,SURFACE                                | FMJ     | Covered with Full Metal Jacket anti-skid treatment. The leading edge is yellow FMJ, the side flanges are painted yellow.                              |          |
| 580-0G | KNEELING/RAMP DEPLOYMENT WARNING BEEPER                | MED     | IP68-rated beeper, medium loud fast beep.   |          |
| 580-0H | FRONT KNEELING/RAMP DEPLOYMENT WARNING BEEPER LOCATION | BSC     | Curbside under front mask.  |          |
| 600-05 | BACK-UP ALARM  | BSC     | Basic alarm located on curbside.  |          |
| 600-0C | INTERIOR FAN(S),MANUFACTURER                           | 12V     | Bergstrom, 12 volt.   |          |
| 600-0D | INTERIOR FAN(S) FAN COLOR                              | BLK     | Black   |          |
| 600-0E | DASH FANS,QTY AND LOCATION                             | 008     | One fan, 3.5" right of center.  |          |
| 600-0G | FAN UNDER FRT DEST SIGN COMPT                          | LCL     | At approx. 41.25" to the left of center.  |          |
| 600-0J | SDS TRAY QUANTITY                                      | 004     | Four trays total.   |          |
| 600-0M | FAREBOX PEDESTAL                                       | BSC     | Stainless Steel Material. Length = 26.56"; Front fore length = 12.36"; Width = 13.96"; Height = 6"  |          |
| 600-0N | FAREBOX  | GF8     | Genfare Transview 150   |          |
| 600-0P | FAREBOX,SUPPLIED BY                                    | 002     | Supplied and installed by customer.   |          |
| 600-0R | FAREBOX POSITION / HOLES                               | NFI     | Located in NFIL preferred position whether installed by NFIL or by customer.  |          |
| 600-0T | FAREBOX GROUND STRAP                                   | INP     | Required, farebox grounded to chassis, ground strap inside pedestal.  |          |
| 600-1B | NAME PLATE HOLDER                                      | REQ     | Required.   |          |
| 600-1F | DRIVER'S STORAGE BOX BEHIND SEAT                       | PDL     | Basic box with paddle latch, no key.  |          |
| 600-1R | REGISTR/MAINT HOLDER                                   | 005     | One 9.5"x6" polycarbonate registration holder   |          |
| 600-22 | DRIVER'S TICKET BOX/TRANSFER CARD HOLDER               | CUS     | Required, details and location as per customer spec. Customer supplied.   |          |

| Family | Family Description  | Feature | Feature Description  | Comments |
|--------|---|---------|--|----------|
| 600-23 | COFFEE CUP HOLDER/TRAY  | CH5     | Customer supplied.   |          |
| 600-24 | TRASH CONTAINERS  | 001     | Require with mounting hardware only and or shipped loose.  |          |
| 600-26 | RADIO,COMMUNICATION SYSTEM  | AVA     | Included in the AVA/AVL system.  |          |
| 600-29 | TRAFFIC SIGNAL CONTROL SYSTEM                                     | G02     | Model 2101 computer connected to GPS based system required.  |          |
| 600-2G | VIDEO SURVEILLANCE SYSTEM   | CIE     | Interior and exterior cameras.   |          |
| 600-2H | VIDEO SURVEILLANCE SYSTEM,MFR                                     | SFL     | 0  |          |
| 600-2Z | NFIL FIRE DETECTORS, LOCATION                                     | ENM     | Located in the engine compartment and muffler compartment.   |          |
| 600-3V | BICYCLE RACK MANUFACTURER/MODEL                                   | A2F     | Sportworks,APEX2, front mounted.   |          |
| 600-3W | BICYCLE RACK MOUNTING   | QUI     | TSB (ten second bracket) quick release slide-in standoff with incorporated pivot.  |          |
| 600-3Y | BICYCLE RACK REMOVAL  | BOL     | Bolted rack.   |          |
| 600-3Z | BICYCLE RACK MATL/COLOR   | SAT     | SST, satin anti glare finish.  |          |
| 600-42 | BICYCLE RACK INSTRUCTIONS   | ESM     | English / Spanish / Simplified Chinese   |          |
| 600-4Y | PASSENGER USB CHARGERS  | REQ     | Required.  |          |
| 600-4Z | PASSENGER USB CHARGER LOCATION                                    | SEA     | Incorporated (where available) into seats.   |          |
| 600-54 | A-PILLAR CAMERA & MONITOR   | SFL     | Safefleet camera and monitor located on driver's A-Pillar. Camera is mounted externally, and monitor is mounted on the interior of the A-Pillar. |          |
| 600-5A | AUTOMATIC PASSENGER COUNTER SYSTEM                                | FUL     | Full system.   |          |
| 600-5B | AUTOMATIC PASSENGER COUNTER VENDOR                                | IR1     | IRIS/IRMA (stand-alone system)   |          |
| 600-5K | AUTOMATIC PASSENGER COUNTER (APC) EXIT DOOR BASEPLATE SENSOR, QTY | ONE     | One  |          |
| 600-5M | IRIS/IRMA AUTOMATIC PASSENGER COUNTER (APC) MODEL                 | IRM     | Matrix   |          |
| 600-64 | NAME PLATE HOLDER MANUFACTURER                                    | H05     | Driver's nameplate holder, customer supplied.  |          |
| 600-65 | NAME PLATE HOLDER LOCATION  | C02     | Left of center of the destination sign door.   |          |
| 600-67 | REGISTR/MAINT HOLDER LOCATION                                     | 007     | Mounted on street side of SDS enclosure behind driver.   |          |
| 600-68 | TRASH CONTAINERS LOCATION   | CSR     | Front of C/S luggage rack, inside rack   |          |
| 600-6B | GROUND STRAP #1 LOCATION  | 001     | Front of coach, centered on splash guard   |          |
| 600-6F | FAREBOX PEDESTAL TREATMENT  | BFM     | Black full metal jacket.   |          |
| 600-6H | FAREBOX ORIENTATION   | FED     | Facing entrance door.  |          |



| Family | Family Description                             | Feature | Feature Description | Comments |
|--------|--|---------|---------------------|----------|
| 600-6R | COFFEE CUP HOLDER/TRAY LOCATION                | CL8     | At MDT mount.       |          |
| 600-77 | DASH FANS, SWITCH LOCATION                     | 001     | At side console.    |          |
| 600-79 | FAN UNDER FRT DEST SIGN COMPT, SWITCH LOCATION | 001     | At side console.    |          |
| 600-81 | ANTENNA  | REQ     | Required.           |          |





To: Board of Trustees  
From: Jacinda Crawmer, Human Resources Director  
Date: February 26, 2025  
Subject: Update Harassment Policy – Policies and Procedures No. 13

**A. Introduction:**

Due to a change in Illinois State Law, as well as internal position changes, an update to the District's Harassment Policy is necessary. This update provides a substantive change to our reporting deadline as well as non-substantive changes to remove outdated position titles.

**B. Recommended Action:**

Staff recommend the Board adopt the updated Policies and Procedures No. 13: Harassment Policy.

**C. Prior Trustee Action:**

- On January 25, 2018, the Board adopted Resolution 2018-1 to codify the District's Policy prohibiting all forms of harassment.
- On April 29, 2020, the Board adopted an update to Policies and Procedures No. 13: Harassment Policy which represented non-substantive changes as a result of staff restructuring.
- On December 9, 2020, the Board adopted an update to Policies and Procedures No. 13: Harassment Policy that extended the District's complaint deadline from 180 to 300 days as well as increased training for employees from every other year to annually.

**D. Summary:**

Employees have three options for reporting harassment complaints: the Illinois Department of Human Rights (IDHR), the Equal Employment Opportunity Commission (EEOC), and the District. Effective January 1, 2025, the IDHR extended the deadline for filing complaints from 300 days to two (2) years for all Illinois employees (Public Act 103-0973). The District wishes to adjust our timeline of 300 days to two (2) years to align with the IDHR reporting deadline. Therefore, the updated policy reflects deadlines for both IDHR and the District as two (2) years.

The EEOC's reporting timeline remains 300 days.

Other updates to the policy include non-substantive changes to job titles referred to throughout. The previous version referred to the Chief of Staff which has been updated to Deputy Managing Director in the updated policy. In addition, the Chief Operating Officer job title, a position the District no longer has, was removed.

**Champaign-Urbana Mass Transit District (CUMTD)**  
**Policies and Procedures No. #13:**

**Board Approval:** January 25, 2018

**Responsibility:** All MTD Employees

SUBJECT: HARASSMENT POLICY

PURPOSE:

It is the policy of the Champaign-Urbana Mass Transit District (District) to promote a productive work environment and not to tolerate verbal or physical conduct by any employee which harasses, disrupts, or interferes with another's work performance or which creates an intimidating, offensive, or hostile environment. It is the policy of the District that all of its employees should be able to perform their work in an atmosphere that is free from all forms of illegal discrimination, including sexual harassment. This policy shall apply to all present employees of the District, including the Managing Director, as well as members of the Board of Trustees, regardless of gender.

The Policy provides a procedure to address complaints of harassment in the workplace and provides for the reporting and prompt investigation of harassment allegations. Employees found to have committed an act of harassment will be subject to discipline up to and including discharge from employment.

SCOPE:

This Policy covers any allegations or acts of harassment that occur within the context of District operations and service delivery. The Policy applies to all District employees, agencies, agents, and officials, including the Managing Director and Board of Trustees, as well as contractors, vendors, or volunteers performing services or acting on behalf of the District, whether interacting with other employees, citizens, or vendors, when directly related to the workplace.

DEFINITION:

1. *"Complainant:"* The person making a complaint of harassment.
2. *"Respondent:"* The person alleged to have committed an act or acts of harassment.
3. *"Harassment:"* Actions or statements which create a hostile work environment which are based wholly or partially on the perception of an individual based on race, color, creed, national origin, religion, sex, age, marital status, physical, or mental disability, personal appearance, sexual preference, family responsibilities, matriculation, political affiliation, prior arrest or conviction record, or source of income.
4. *"Sexual Harassment:"* Any unwelcome sexual advances or requests for sexual favors of any conduct of a sexual nature when (1) submission to such conduct is made whether explicitly or implicitly a term or condition of an individual's employment; (2) submission to or rejection of such conduct by an individual is used as the basis for employment decisions affecting such individual; or (3) such conduct has the purpose or effect of substantially interfering with an individual's work performance or creating an intimidating, hostile, or offensive working environment.
5. *"Hostile Work Environment:"* An intimidating, hostile, or offensive working environment that interferes with an individual's work performance.

RESPONSIBILITY:

The Managing Director supervises and directs all employees of the District in the performance of their duties, and to that end is responsible for ensuring that employees of the District are able to perform those duties free of harassment. It is the responsibility of each employee to abide by this policy. The Managing Director, Human Resources Director, Deputy Managing Director, and all Supervisors are responsible for receiving, documenting and investigating complaints, maintaining confidential files, reporting the findings, and making recommendations consistent with the procedures provided for in this Policy.

POLICY:

1. The District prohibits any harassment of or by its employees.
2. It is a violation of District policy and values to harass another employee, member of the Board of Trustees, citizen, or vendor.
3. Any employee found in violation of this Policy will be subject to discipline up to and including discharge from employment.
4. Each employee and member of the Board of Trustees is responsible for taking actions within their authority to prevent and eliminate harassment.
5. Each employee should report harassment by other employees, citizens, vendors, or members of the Board of Trustees to the employee's Supervisor, Human Resources Director, Deputy Managing Director, or the Managing Director, who will take appropriate action to prevent a recurrence.
6. Members of the Board of Trustees should report harassment by employees, citizens, vendors, other Board members, or other persons to the Managing Director.

PROCEDURES:

1. Reporting Complaints of Harassment.
  - a. An employee or Board member who experiences or witnesses harassment is encouraged to directly and clearly communicate to the Respondent that this conduct is unwelcome and not allowed.
  - b. A complaint must be filed within two (2) years of the date of the incident unless it is a continuing offense.
  - c. Harassment by an employee, a vendor, or citizen, shall be reported to a Supervisor, Human Resources Director, Deputy Managing Director, or the Managing Director.
  - d. If the Respondent is the employee's supervisor, then the harassment shall be reported to the Human Resources Director, Deputy Managing Director, or Managing Director.
  - e. If the Respondent is the Managing Director, then the complaint shall be reported to the Deputy Managing Director. The Deputy Managing Director shall consult with the District's attorney to investigate the complaint, which may include, but not be limited to, retention of independent counsel for the investigation.

- f. If a member of the Board of Trustees is the Complainant or the Respondent, the complaint shall be reported to the Managing Director.
- g. Should an individual have concerns about privacy, confidentiality, potential retaliation, or for any other reasons the individual deems it necessary or appropriate, the individual may make a confidential complaint directly to a Human Resources Director, **Deputy Managing Director**, the Managing Director, or the District's attorney.

2. Investigation of Allegations of Harassment.

- a. Complaints of harassment shall be treated seriously and with respect.
- b. Immediate and appropriate action to address the complaint and eliminate or prevent further harassment shall be taken by the person to whom it was reported.
- c. Upon receipt of a complaint of harassment, the Supervisor, Human Resources Director, **Deputy Managing Director**, or Managing Director as appropriate will promptly and thoroughly investigate the complaint. The complaint and all investigative steps shall be thoroughly documented and shall support the findings, conclusions, and recommendations for action in response to the complaint.
- d. After the investigation has been concluded, the findings and any disciplinary recommendations shall be submitted to the Human Resources Director and Managing Director for review. The Human Resources Director and Managing Director shall review the findings and recommendations for conformity with this policy within 10 business days after receiving them. The 10-day period may be extended by agreement of both the Complainant and Respondent.
- e. The Human Resources Director shall work with the Supervisor, Managing Director, and others involved in the process to ensure that appropriate action, including employee discipline if warranted, is taken. The Human Resources Director is also responsible for ensuring that the findings and actions taken in response to the complaint and appropriately communicated to persons involved in the process. In the event the Human Resources Director is the Respondent, the **Deputy Managing Director** shall ensure that follow-up actions and communication steps are completed.
- f. The Human Resources Director, along with any Supervisor involved, shall ensure that employee discipline, if warranted, is administered in a timely manner. If termination of employment is recommended, the investigation file and recommendation for termination shall be sent to the Managing Director for approval.
- g. If a member of the Board of Trustees is the Complainant or the Respondent, the allegations will be processed by the Managing Director. The Managing Director retains discretion in the method of processing the complaint, including but not limited to retaining a neutral outside investigator to investigate the complaint or referring the matter to the Illinois Department of Human Rights or EEOC. The Managing Director will report all findings to the Chair of the Board of Trustees for further action in accordance with State and Federal law, as appropriate.

3. Review of Investigation.

- a. Either the Complainant or the Respondent may request a review of the findings and recommendations by the Managing Director.

- b. The Managing Director may refer the findings and recommendations back to the Supervisor, Human Resources Director, or Supervisor for clarification or for further investigation.
4. Notice and Posting. All employees should receive a copy of this Policy upon adoption and be provided a new copy whenever the policy is revised. This notice may be provided in hard copy or electronic format. The Policy shall also be provided to all new employees during their employee orientation. Additionally, a copy of this Policy should be posted in all divisions in a location that is easily accessible to employees of all work units. Any questions regarding the policy or procedures should be directed to the Human Resources Director.
  5. Training. The Human Resources Director (or designee) shall discuss the provisions of this policy with all newly hired employees during their employee orientation. The Human Resources Director shall also ensure that regular employee training is provided to ensure employees understand their rights and responsibilities under this policy. Employees shall be required to complete harassment prevention training and training on this policy annually.
  6. Reporting Options. Nothing in this policy is intended to establish a sole means of reporting or investigating a complaint if the means prescribed would require the Complainant to report the complaint directly to the Respondent. If that situation occurs, the employee or elected or appointed official shall report the complaint promptly to a person of equal or higher authority than that of Respondent.
  7. Retaliation. No individual making a report in good faith under this policy shall be subject to any negative employment consequences based upon that report, even if the report is unsubstantiated. In addition, any witness will be protected from retaliation in accordance with the State Officials and Employees Ethics Act (5 ILCS 430/15-10), the Whistleblower Act (740 ILCS 174/15), and the Illinois Human Rights Act (775 ILCS 5/6-101).
  8. False Reports. Employees and members of the Board of Trustees are prohibited from making knowingly false reports of harassment. If an employee knowingly makes a false report, the reporting employee will be subject to discipline up to and including discharge. A report made in good faith, but which cannot be substantiated is not a false report.
  9. External Reporting. All District employees and members of the Board of Trustees have the right to contact the Illinois Department of Human Rights (IDHR) or the Equal Employment Opportunity Commission (EEOC) for information regarding filing a formal complaint with those entities. An IDHR complaint must be filed within two (2) years of the date of the alleged incident unless it is a continuing offense. A complaint with the EEOC must be filed within three hundred (300) days.
  10. Passenger Complaints. It is further the official policy of this District that in their relations with passengers on District vehicles, all employees shall refrain from making any unwelcome sexual advances or requests for sexual favors or any other conduct of a sexual or harassing nature where such conduct has the purpose or effect of creating an offensive traveling environment for the person(s) to whom such comments or conduct is directed while riding as a passenger on the District vehicle.

Any passenger complaint for a violation of this policy shall be promptly investigated as the circumstances require and dealt with in accordance with the employee disciplinary procedure of the District. Furthermore, however, District employees who feel they have been subjected to unwelcome sexual advances or harassment from passengers are encouraged to report such conduct or comments to their supervisors. The District shall make every reasonable effort to investigate such reports and to protect the employee from further harassment.

Original Policy Adopted on January 25, 2018

Policy Revised on April 29, 2020

Policy Revised on December 9, 2020

Policy Revised on February 26, 2025