



CHAMPAIGN-URBANA MASS TRANSIT DISTRICT BOARD MEETING AGENDA

Wednesday, March 26, 2025– 3:00 pm

Illinois Terminal, North Banquet Rm, 4th Floor
45 East University Avenue, Champaign

Board of Trustees:

Dick Barnes – Chair
Paul Debevec
Tomas Delgado
Phil Fiscella

George Friedman
Alan Nudo – Vice Chair
Sharif Ullah

Advisory Board:

Averhy Sanborn
Jamie Singson
Christopher Walton

- 1. Call to Order
- 2. Roll Call
- 3. Approval of Agenda
- 4. Audience Participation
- 5. Approval of Minutes
 - A. Board Meeting (Open Session) – February 26, 2025 1-4
 - B. Annexation Public Hearing – South Ridge Subdivision – March 18, 2025 5-6
- 6. Communications
- 7. Reports
 - A. Managing Director
 - 1) Operating Notes 7-9
 - 2) Ridership Data 10-11
 - 3) Route Performance 12-15
 - 4) District Operating Revenue/Expenses 16
 - 5) Statistical Summary 17
 - 6) February 2025 Financial Reports Memo 18
 - 7) Comparative History 19-29
 - 8) Accounts Payable/Check Disbursements 30-36
 - 9) Bank & Investment Balances 37
- 8. Action Items
 - A. Ordinance 2025-1—Annexing Certain Territory – South Ridge Subdivision, Urbana 38-40
- 9. Next Meeting
 - A. Boulder Ridge Subdivision Annexation Public Hearing—Thursday, April 10, 2025 – 4:00 pm – at Parkland College, Tony Noel Agriculture Technology Applications Center, Building W, Room W115, 2400 West Bradley Avenue, Champaign
 - B. Northwest of I57 Annexation Public Hearing—Wednesday, April 16, 2025 – 4:00 pm – at The High School of Saint Thomas More, 3901 North Mattis Avenue, Champaign
 - C. Regular Board of Trustees Meeting – Wednesday, April 30, 2025 – 3:00 pm – at Illinois Terminal, 45 East University Avenue, Champaign

Champaign-Urbana Mass Transit District strives to provide an environment welcoming to all persons regardless of disability, race, gender, or religion. Please call Katie Good at 217.384.8188 to request special accommodations at least 2 business days in advance.

10. Adjournment



Champaign-Urbana Mass Transit District (MTD) Board of Trustees Meeting

MINUTES – SUBJECT TO REVIEW AND APPROVAL

DATE: Wednesday, February 26, 2025
TIME: 3:00 pm
PLACE: Illinois Terminal, 45 East University Avenue, Champaign, IL

The video of this meeting can be found at:
<https://www.youtube.com/CUMTD>

Trustees:

Present	Absent
Dick Barnes	
	Tomas Delgado
Paul Debevec	
Phil Fiscella	
George Friedman	
Alan Nudo	
Sharif Ullah	

Advisory Board:

Present	Absent
Averhy Sanborn	
Jamie Singson	
	Christopher Walton

MTD Staff: Karl Gnadt (Managing Director), Amy Snyder (Deputy Managing Director), Katie Good (Executive Assistant and Clerk), Michelle Wright (Finance Director), Josh Berbaum (Maintenance and Facilities Director), Ashlee McLaughlin (External Affairs Director), Jacinda Crawmer (Human Resources Director), Ryan Blackman (Technology Services Director), and Alyx Parker (MTD Attorney)

Others Present:

MINUTES

1. Call to Order

Chair Barnes called the meeting to order at 3:00 pm.

2. Roll Call

Present (6) – Barnes, Debevec, Fiscella, Friedman, Nudo, Ullah

Absent (1) – Delgado

The Clerk declared that a quorum was present.

3. Approval of Agenda

MOTION by Mr. Fiscella to approve the agenda as distributed; seconded by Mr. Friedman. Upon vote, the **MOTION CARRIED.**

1
2
3
4
5
6
7
8
9
10
11
12
13
14
15
16
17
18
19
20
21
22
23
24
25
26
27
28
29
30
31
32
33
34
35
36
37
38
39
40
41
42
43
44
45
46
47
48
49
50
51
52
53
54
55
56
57

4. Audience Participation

There was no audience participation.

5. Approval of Minutes

Board Meeting (Open Session)– January 29, 2025

MOTION by Mr. Fiscella to approve the open session minutes of the January 29, 2025, MTD Board meeting as distributed; seconded by Mr. Friedman. Upon vote, the MOTION CARRIED.

6. Communications

None

7. Reports

A. Managing Director

Mr. Gnatd reviewed statistics for January 2025. The January 2025 ridership was up 1.8% from January 2024. Year to date ridership for January 2025 was up 19.33% compared to January 2024. It was noted there were three fewer U of I weekdays and one fewer U of I Saturday than in 2019, explaining the modest growth.

January 2024 operating revenue was 3.7% below January 2024. This is a result of the reduction in current interest rates. Year to date operating revenue was 0.5% above FY2024. Monthly operating expenses were up 5.8% from FY2024. Year to date operating expenses were up 6% from FY2024. January 2025 operating revenue was \$1,616,943 above budget and operating expenses were \$2,291,601 below budget.

Mr. Gnatd stated Market Place Mall has asked MTD to vacate their property. Beginning with the new service year in August, buses will no longer enter the mall property. Service to the area will continue with a stop at Center Drive and Neil Street.

B. Disadvantaged Business Enterprise (DBE) Program Presentation

Mr. Gnatd was joined by External Affairs Director, Ashlee McLaughlin, to provide an overview and discuss the Disadvantaged Business Enterprise program, which is updated every three years.

Ms. McLaughlin provided an overview of the program and explained some of the recent changes including a federal update from April 2024 and clarifications to design build contract performance plans. The DBE goal has been updated for fiscal years 2025-2027, which is 1.84% in federally funded contracts. This number has decreased from previous years due to removing the Illinois Terminal Expansion construction from the three year plan owing to construction delays.

C. Committees of the Whole – Chair and Vice-Chair Assignments

Mr. Barnes assigned the following committee positions:

- Administration—Nudo (Chair); Friedman (Vice-Chair)
- Facilities—Ullah (Chair); Debevec (Vice-Chair)
- Service Delivery—Fiscella (Chair); Delgado (Vice-Chair)

8. Action Items

A. MTD Board of Trustees Regular Meeting Schedule for Calendar Year 2025

MOTION by Mr. Fiscella to approve the MTD Board of Trustees Regular Meeting Schedule for Calendar Year 2025; seconded by Mr. Debevec.

Roll Call:

Aye (6) – Debevec, Fiscella, Friedman, Nudo, Ullah, Barnes

1 Nay (0)
2 Abstain (0)

3
4 The MOTION CARRIED

5
6 B. Resolution 2025-2 – Setting a Public Hearing for an Annexation in Boulder Ridge Subdivision,
7 Champaign

8
9 MOTION by Mr. Fiscella to approve Resolution 2025-2; seconded by Mr. Friedman.

10
11 Roll Call:
12 Aye (6) – Debevec, Fiscella, Friedman, Nudo, Ullah, Barnes
13 Nay (0)
14 Abstain (0)

15
16 The MOTION CARRIED

17
18 C. Resolution 2025-3 – Setting a Public Hearing for an Annexation in Northwest of I57, Champaign

19
20 MOTION by Mr. Fiscella to approve Resolution 2025-3; seconded by Mr. Friedman.

21
22 Roll Call:
23 Aye (6) – Debevec, Fiscella, Friedman, Nudo, Ullah, Barnes
24 Nay (0)
25 Abstain (0)

26
27 The MOTION CARRIED

28
29 D. Approval of Bus Procurement Purchase Order

30
31 Mr. Gnadt stated this purchase order is for expansion buses, not replacement buses. One of the
32 reasons MTD is asking for this approval is to accommodate future additional services plans. This
33 includes the Carle Clinic on Curtis which would require two additional buses. It was noted that bus
34 orders take between 18-24 months; therefore, taking a proactive approach is essential.

35
36 Mr. Gnadt was joined by External Affairs Director, Ashlee McLaughlin, and Maintenance Director,
37 Josh Berbaum. Ms. McLaughlin reviewed the purchase order memo and explained the purchase of
38 eight diesel-electric hybrid buses would allow for an increased spare bus ratio of 20%. The current
39 spare ratio is 15%. A higher spare ratio allows for more vehicles to be available for routine and
40 unexpected maintenance at any given time as well as to accommodate training needs.

41
42 Mr. Berbaum explained MTD has been operating at a deficit at the 15% spare ratio mark. This has
43 been challenging at times due to long lead times on vehicle part orders. The Maintenance
44 Department has been proactive by keeping spare parts on hand when possible. Adding the additional
45 eight buses would put MTD at the 20% allowable mark for spare buses per the Federal Transit
46 Administration (FTA) and will help with the future service expansion plans of the District. Mr.
47 Berbaum provided an overview of the current hydrogen fuel cell bus performance along with a
48 hydrogen station performance update.

49
50 Mr. Gnadt clarified this purchase order is for hybrid buses, not hydrogen fuel cell buses, so that they
51 can be immediately incorporated into the fleet once received. Once the current hydrogen fueling
52 station has been expanded, allowing for more fueling capacity, more hydrogen fuel cell buses may be
53 incorporated into the fleet.

54
55 MOTION by Mr. Ullah to approve the Bus Procurement Purchase Order; seconded by Mr. Debevec.

56
57 Roll Call:
58 Aye (6) – Debevec, Fiscella, Friedman, Nudo, Ullah, Barnes
59 Nay (0)

1 Abstain (0)

2
3 The MOTION CARRIED

4
5 Mr. Ullah left the meeting at 3:36 pm.

6
7 E. Harassment Policy Update

8
9 Mr. Gnadt was joined by Human Resources Director, Jacinda Crawmer to discuss minor changes
10 made to MTD’s Harassment Policy.

11
12 MOTION by Mr. Fiscella to approve the Harassment Policy update; seconded by Mr. Friedman.

13
14 Roll Call:

15 Aye (5) – Debevec, Fiscella, Friedman, Nudo, Barnes

16 Nay (0)

17 Abstain (0)

18
19 The MOTION CARRIED

20
21 **9. Next Meeting**

22 A. Annexation Public Hearing – Tuesday, March 18, 2025– 4:00 pm – at First Baptist Church, 3311 South
23 Philo Road, Urbana.

24
25 B. Regular Board of Trustees Meeting – Wednesday, March 26, 2025– 3:00 pm – at Illinois Terminal, 45
26 East University Ave, Champaign.

27
28
29 **10. Adjournment**

30
31 MOTION by Mr. Fiscella to adjourn into closed session to consider the employment, compensation,
32 discipline, performance, or dismissal of a Public Official followed by adjournment, seconded by Mr.
33 Friedman.

34
35 Roll Call:

36 Aye (5) – Debevec, Fiscella, Friedman, Nudo, Barnes

37 Nay (0)

38 Abstain (0)

39
40 The MOTION CARRIED

41
42
43 Mr. Barnes adjourned the meeting at 3:48 pm.

44
45
46
47 _____
48 Clerk

49
50
51
52 Approved:

53
54
55 _____
56 Board of Trustees, Chair
57



Champaign-Urbana Mass Transit District (MTD) Annexation Public Hearing

MINUTES – SUBJECT TO REVIEW AND APPROVAL

DATE: Wednesday, March 18, 2025
TIME: 4:00 pm
PLACE: First Baptist Church, 3311 South Philo Road, Urbana, IL

Trustees:

Present	Absent
	Dick Barnes
	Tomas Delgado
	Paul Debevec
Phil Fiscella	
	George Friedman
Alan Nudo	
	Sharif Ullah

MTD Staff: Karl Gnadt (Managing Director), Amy Snyder (Deputy Managing Director), Jay Rank (Operations Director), Allison Haines (Customer Support Specialist), Alyx Parker (Attorney), Katie Good (Executive Assistant)

Others Present: Dan Kaap, B. Humphrey, L. Dalton, Tim Smith, Iryna Seniutkina

MINUTES

1. Call to Order

Mr. Nudo called the Public Hearing to order at 4:00 pm. The purpose of this hearing was to consider annexation of the remaining plats of South Ridge Subdivision and Baptist Church Subdivision in Urbana into the Champaign-Urbana Mass Transit District. A legal description of the area being considered for annexation was published in The News-Gazette on February 10th, 25th, and March 7th of 2025.

The MTD Board of Trustees' Annexation Policy requires that the District boundary be routinely analyzed. MTD's planning area is to be contiguous with boundaries established by the Regional Planning Commission's Champaign Urbana Urbanized Area Transportation Study and our boundary is to be co-terminus with the boundaries of the communities served. Also, MTD has entered into an Intergovernmental Agreement with the City of Urbana on February 23, 2005, to annex any area so annexed by the city. To those ends, MTD is considering this annexation.

Mr. Nudo opened the hearing for public comment.

2. Audience Participation

Mr. Oleskii Seniutkin – homeowner, opposed annexation
Mrs. Val Smith – First Baptist Church attendee, in favor of annexation

3. Adjournment

Mr. Nudo adjourned the meeting at 6:00 pm.


1
2
3
4
5
6
7
8
9
10
11
12
13

Submitted by:

Clerk

Approved:

Board of Trustees Acting Chair



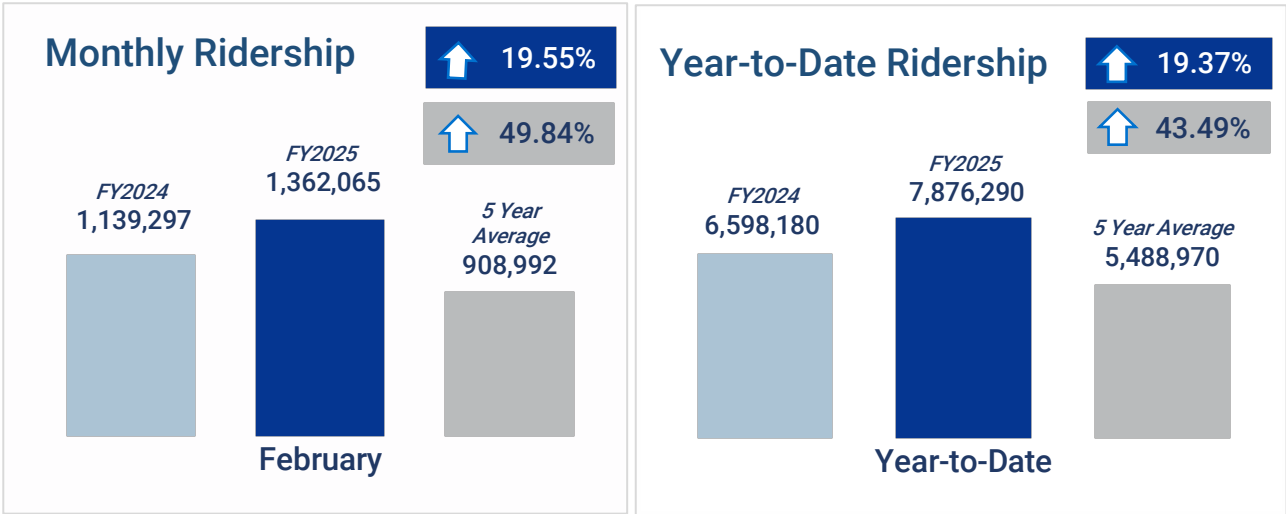
MTD MISSION Leading the way to greater mobility

MTD VISION MTD goes beyond traditional boundaries to promote excellence in transportation.

MTD MANAGING DIRECTOR OPERATING NOTES

March 2025

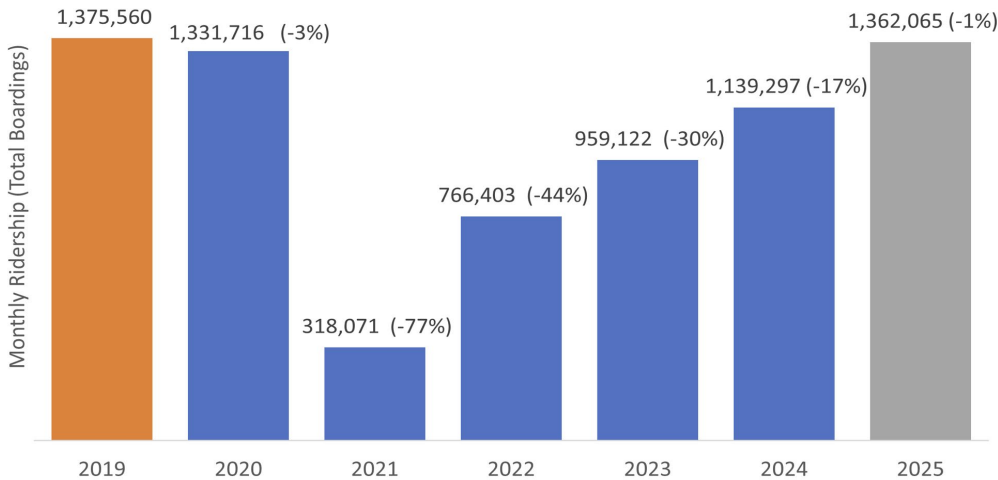
RIDERSHIP



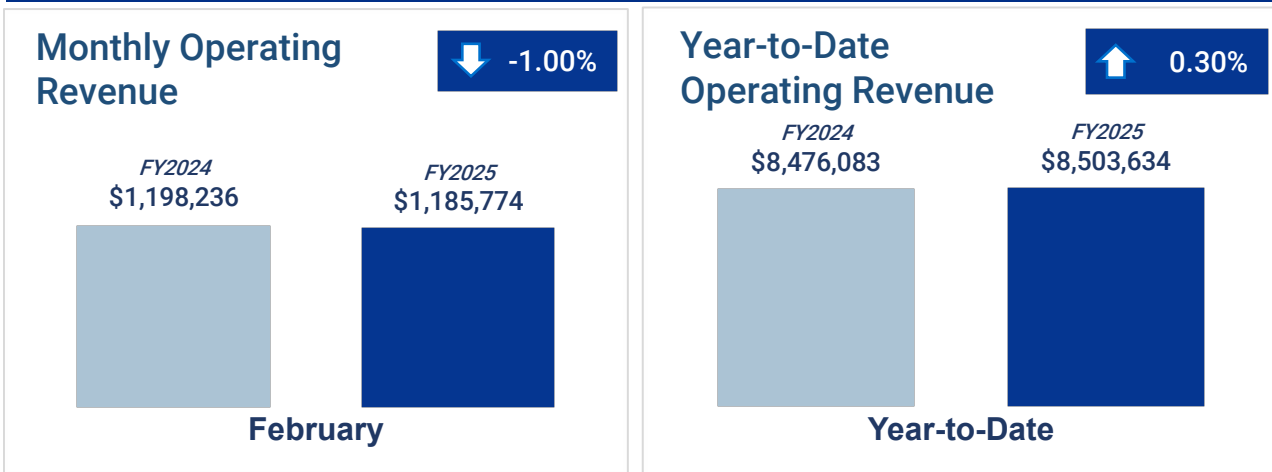
February total ridership reached 1,362,065, a 19.6% rise compared to last February. The FY YTD ridership reached 7,876,290, which is a 19.4% increase. Compared to last year, this February had one fewer weekday, while the rest of the day types remained the same.

The U of I Students rides increased dramatically in February, reaching 1.19 million rides, a 25.8% difference. Annual Pass rides also increased by 1.6%.

February Ridership by Year

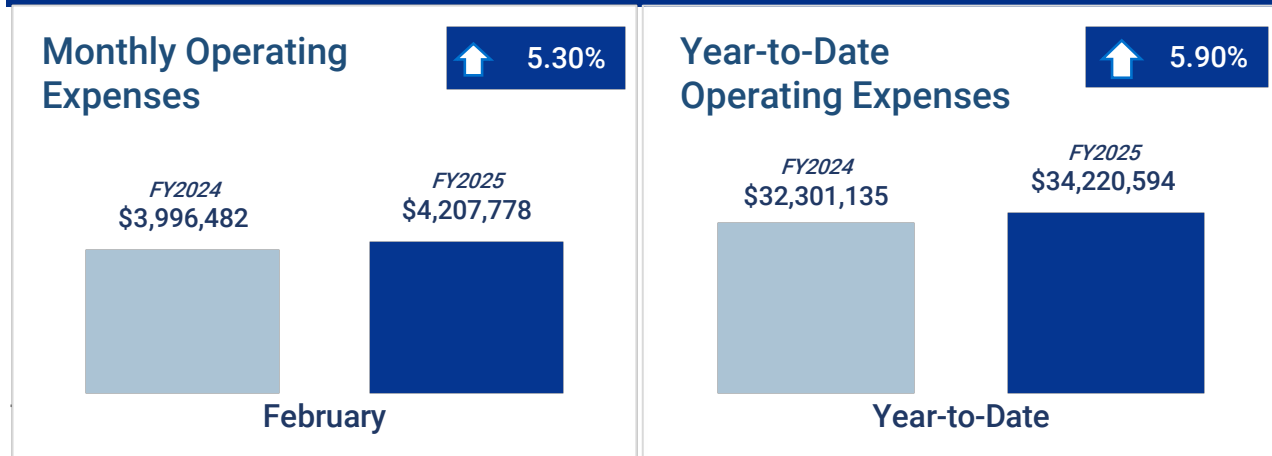


OPERATING REVENUE



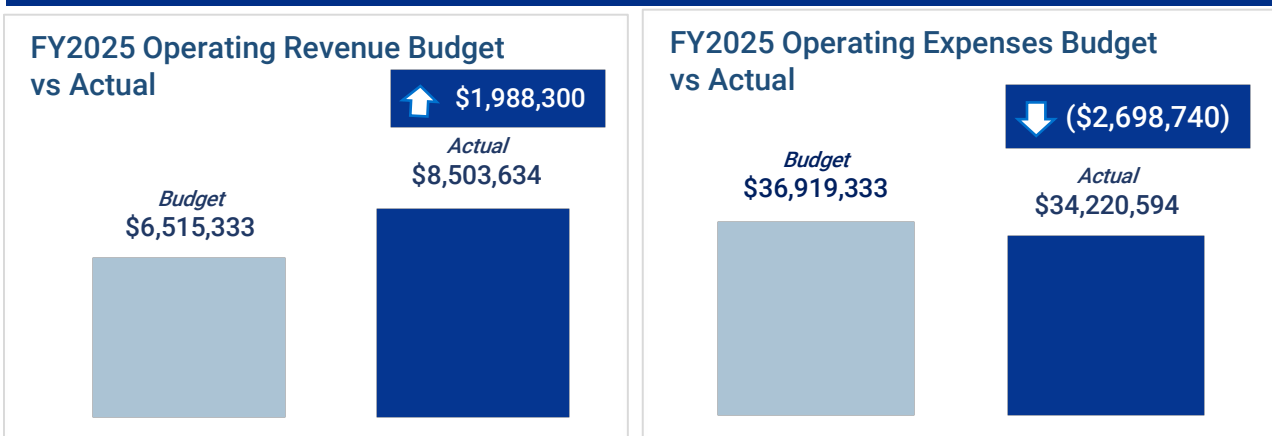
February 2025 operating revenue was 1.00% below February 2024. Year-to-date operating revenue was 0.30% above FY2024. The month over month decrease is due to a reduction in investment income as a result of falling interest rates.

OPERATING EXPENSES



February 2025 operating expenses were 5.30% above February 2024. Year-to-date operating expenses were 5.90% above FY2024.

YEAR-TO-DATE REVENUE & EXPENSES



Year-to-date operating revenues were \$1,988,300 above budget while operating expenses were \$2,698,740 below budget.

MANAGING DIRECTOR'S NOTES

- 1) Dave Goldenbaum (Service Planner) and Jay Rank (Operations Director) are working on new service year planning changes related to school service since the Urbana Middle School is splitting the sixth-grade students off to a new school at the old Wiley School site. They've been working out the routing, timing details, and bus assignments and their conclusion is the service will need two additional buses to adequately serve the schools. Adding two buses in the afternoon opens the opportunity to address some known challenges with schedule adherence with the Champaign Unit 4 service. We are currently working with Unit 4 to advance our recommendations and soliciting feedback on issues. We hope to finalize the proposed service changes in the next month or so.
-

- 2) As I mentioned during February's Board Meeting, Market Place Mall has denied MTD access to their property starting in August 2025. Staff anticipated this and have plans ready for new routing options.

Changes to the Yellow and Red routes have become the major planning effort for our next service change in August. Staff are working on concepts, routing options, trip times, and all of the other preliminary research to help guide the process until we land on a final service plan to present.

- 3) As our community prepared for a potentially dangerous storm late Friday, March 14, MTD Staff worked to have a game plan. Our initial plan was to have buses go to Illinois Terminal if there was severe weather. Illinois Terminal is centrally located and on route for several of the buses already. Depending on what time the storm system came through, the building may or may not have been open. We felt that even if the building was closed, the platform areas would provide some protection, especially from wind. Since this is the beginning of Spring Break, campus buildings wouldn't be open. We were expecting a short-lived storm with up to 60-70 mph winds, so buses would wait it out and then continue on route after the front passed.

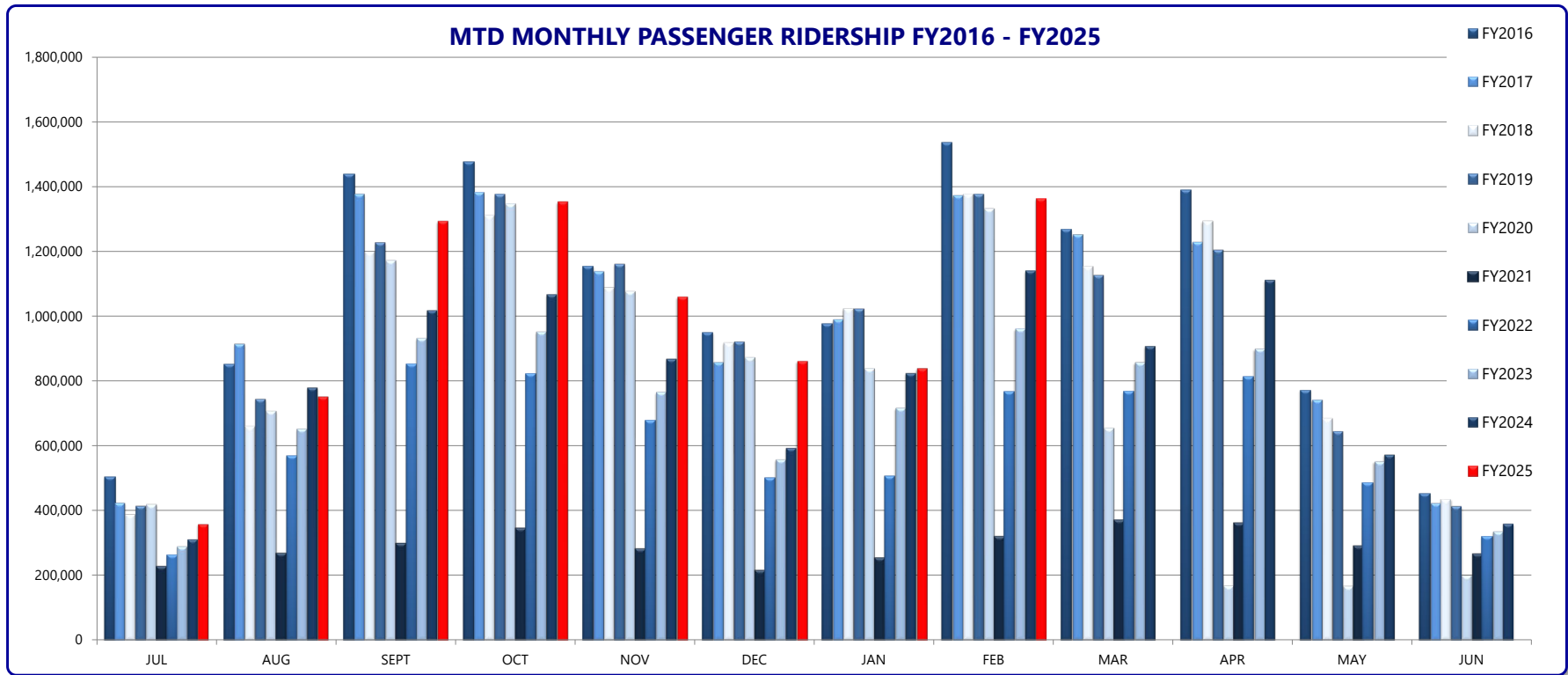
On Friday night around 12:30A, the storm came. Then the tornado warning sirens went off. Then everyone's phone alarm went off. As we watched the weather coverage, it was clear that the expected path of a potential tornado was heading directly toward Champaign-Urbana. We quickly decided that since Illinois Terminal was closed, it wasn't a viable option for a tornado shelter. We made the decision to pull service and send the buses to the MTD garage in Urbana, where they would park, and the Operators and any passengers on board could take shelter in our Maintenance Break Area. Several Operators and about 15 passengers took shelter there. Nicole Nesbitt, Dispatch Supervisor, came in to help our Radio Operators, coordinate with Maintenance, and arrange service restoration. She had an extra bus and several SafeRides vans drop passengers off as efficiently as possible while restoring fixed-route service immediately.

It is never easy to decide to disrupt service, but the safety of the Operators and passengers on board took priority. Fortunately, the storm passed and there wasn't much local damage. Nobody was hurt and we haven't received any complaints about the service disruption. Every storm is different and we continue to look for lessons learned.

Champaign-Urbana Mass Transit District
 Fiscal-Year-to-Date Ridership Comparison

	Feb-25	Feb-24	% Change	FY25 YTD	FY24 YTD	% Change
Adult Rides	17,537	18,213	-3.7%	159,394	151,661	5.1%
School Rides	39,169	39,996	-2.1%	256,279	248,449	3.2%
DASH/Senior - E & D Rides	26,076	30,414	-14.3%	250,570	258,282	-3.0%
U of I Faculty/Staff Rides	23,213	26,515	-12.5%	172,298	185,334	-7.0%
Annual Pass	45,909	45,207	1.6%	364,790	323,201	12.9%
U of I Student Rides	1,188,303	944,390	25.8%	6,426,256	5,167,621	24.4%
All Day Pass	171	189	-9.5%	2,453	1,967	24.7%
Transfers	5,497	6,263	-12.2%	51,480	52,905	-2.7%
Saferides	5,315	5,506	-3.5%	25,710	22,520	14.2%
West Connect	140	161	-13.0%	1,520	553	174.9%
Northeast Connect	748	-	-	4,518	-	-
Monthly Pass	6,704	8,690	-22.9%	90,863	74,783	21.5%
Veterans Pass	2,287	2,627	-12.9%	22,049	20,903	5.5%
Total Unlinked Passenger Rides	1,354,866	1,128,171	20.1%	7,821,977	6,508,179	20.2%
ADA Rides	7,199	11,126	-35.3%	54,313	90,001	-39.7%
TOTAL	1,362,065	1,139,297	19.6%	7,876,290	6,598,180	19.4%

	FY2016	FY2017	FY2018	FY2019	FY2020	FY2021	FY2022	FY2023	FY2024	FY2025
JUL	503,481	424,915	389,398	415,476	420,729	226,004	260,815	290,301	312,024	358,985
AUG	851,098	914,496	661,178	743,728	708,465	266,497	567,618	651,458	779,102	751,627
SEPT	1,439,491	1,375,803	1,197,928	1,226,527	1,172,335	297,090	850,842	929,906	1,016,696	1,292,319
OCT	1,478,275	1,380,990	1,310,380	1,375,516	1,346,402	343,765	822,915	949,844	1,066,132	1,352,825
NOV	1,153,897	1,137,573	1,087,343	1,160,184	1,076,993	279,977	678,231	764,340	867,837	1,058,866
DEC	949,030	857,837	917,782	920,718	873,429	214,183	501,741	556,970	593,359	860,758
JAN	977,223	989,700	1,022,713	1,022,403	838,969	252,336	506,560	715,390	823,733	838,845
FEB	1,537,540	1,371,778	1,375,553	1,375,560	1,331,716	318,071	766,403	959,122	1,139,297	1,362,065
MAR	1,266,676	1,251,352	1,153,015	1,125,644	656,224	368,540	766,766	855,518	906,789	
APR	1,391,286	1,228,127	1,292,424	1,203,603	169,747	360,134	813,280	897,373	1,110,573	
MAY	770,860	742,253	684,678	645,383	168,484	289,030	485,172	550,987	572,703	
JUN	451,663	424,219	435,993	414,421	201,092	264,733	317,937	336,835	360,245	
TOTAL	12,770,520	12,099,043	11,528,385	11,629,163	8,964,585	3,480,360	7,338,280	8,458,044	9,548,490	7,876,290



Champaign-Urbana Mass Transit District

March 10, 2025

Route Performance Report

February 2025

Weekdays

	Passengers	Revenue Hours	Passengers Per Revenue Hour	Revenue Hour Performance Comparison +	Revenue Miles	Passengers Per Revenue Mile	Revenue Mile Performance Comparison +
Daytime Campus Fixed Route	600,113	4,698.88	127.71		50,780.78	11.82	
1 Yellow Hopper	66,286	546.93	121.20	0.95	5,251.33	12.62	1.07
10 Gold Hopper	24,815	216.92	114.40	0.90	2,730.58	9.09	0.77
12 Teal	100,184	751.30	133.35	1.04	7,975.01	12.56	1.06
13 Silver	87,872	637.45	137.85	1.08	7,475.18	11.76	0.99
21 Raven	10,380	190.38	54.52	0.43	1,998.89	5.19	0.44
22 Illini	273,684	1,775.50	154.14	1.21	18,570.92	14.74	1.25
24 Link	36,892	580.40	63.56	0.50	6,778.87	5.44	0.46
Daytime Community Fixed Route	406,951	11,000.02	37.00		150,951.60	2.70	
1 Yellow	62,988	1,262.11	49.91	1.35	16,504.19	3.82	1.42
2 Red	35,900	1,095.00	32.79	0.89	14,513.49	2.47	0.92
3 Lavender	16,673	590.00	28.26	0.76	7,999.76	2.08	0.77
4 Blue	20,552	495.40	41.49	1.12	6,138.35	3.35	1.24
5 Green	58,670	1,182.07	49.63	1.34	15,304.15	3.83	1.42
5 Green Express	13,093	314.92	41.58	1.12	4,745.30	2.76	1.02
5 Green Hopper	40,344	665.62	60.61	1.64	8,781.74	4.59	1.70
6 Orange	13,446	684.93	19.63	0.53	8,808.97	1.53	0.57
6 Orange Hopper	6,604	258.60	25.54	0.69	3,038.40	2.17	0.81
7 Grey	26,204	1,000.06	26.20	0.71	13,688.65	1.91	0.71
8 Bronze	6,402	292.76	21.87	0.59	4,286.81	1.49	0.55
9 Brown	34,835	1,141.00	30.53	0.83	15,869.38	2.20	0.81
10 Gold	56,454	1,006.86	56.07	1.52	12,736.42	4.43	1.64
14 Navy	8,173	405.67	20.15	0.54	7,753.91	1.05	0.39
16 Pink	6,613	605.02	10.93	0.30	10,782.06	0.61	0.23

* The Percent of Group Ridership shows how the ridership for the route compares to the group
 + Performance Comparison shows each Route's Passengers Per Revenue Hour or Mile compared to the Route Group's average
 Routes that are continually above 1.5 or below 0.5 may need to be examined as they are not performing within the Group Standards.

	Passengers	Revenue Hours	Passengers Per Revenue Hour	Revenue Hour Performance Comparison +	Revenue Miles	Passengers Per Revenue Mile	Revenue Mile Performance Comparison +
Evening Campus Fixed Route	120,033	1,493.87	80.35		17,656.78	6.80	
120 Teal	20,092	276.85	72.57	0.90	3,234.39	6.21	0.91
130 Silver	14,609	254.72	57.35	0.71	3,021.95	4.83	0.71
220 Illini	85,332	962.30	88.68	1.10	11,400.44	7.48	1.10
Evening Community Fixed Route	52,893	1,781.55	29.69		25,575.25	2.07	
50 Green	16,283	421.53	38.63	1.30	5,955.05	2.73	1.32
50 Green Hopper	11,948	222.33	53.74	1.81	2,990.37	4.00	1.93
70 Grey	3,899	319.98	12.19	0.41	4,541.29	0.86	0.42
100 Yellow	18,784	596.67	31.48	1.06	8,012.73	2.34	1.13
110 Ruby	1,062	72.70	14.61	0.49	1,188.78	0.89	0.43
180 Lime	917	148.33	6.18	0.21	2,887.01	0.32	0.15
Total	1,179,990	18,974.32	62.19		244,964.41	4.82	

* The Percent of Group Ridership shows how the ridership for the route compares to the group
+ Performance Comparison shows each Route's Passengers Per Revenue Hour or Mile compared to the Route Group's average
Routes that are continually above 1.5 or below 0.5 may need to be examined as they are not performing within the Group Standards.

Champaign-Urbana Mass Transit District

March 10, 2025

Route Performance Report

February 2025

Weekends

	Passengers	Revenue Hours	Passengers Per Revenue Hour	Revenue Hour Performance Comparison +	Revenue Miles	Passengers Per Revenue Mile	Revenue Mile Performance Comparison +
Saturday Daytime Campus Fixed	27,177	246.85	110.10		2,796.12	9.72	
120 Teal	8,526	95.52	89.26	0.81	1,039.74	8.20	0.84
130 Silver	8,937	73.00	122.42	1.11	872.89	10.24	1.05
220 Illini	9,714	78.33	124.01	1.13	883.50	10.99	1.13
Saturday Daytime Community	33,482	927.66	36.09		12,944.51	2.59	
20 Red	4,513	129.30	34.90	0.97	1,689.97	2.67	1.03
30 Lavender	1,754	87.13	20.13	0.56	1,342.41	1.31	0.51
50 Green	10,295	181.30	56.78	1.57	2,349.00	4.38	1.69
70 Grey	4,300	183.53	23.43	0.65	2,461.88	1.75	0.68
100 Yellow	11,199	218.77	51.19	1.42	2,926.67	3.83	1.48
110 Ruby	774	42.87	18.06	0.50	734.50	1.05	0.41
180 Lime	647	84.76	7.63	0.21	1,440.09	0.45	0.17
Saturday Evening Campus Fixed	31,486	378.45	83.20		4,505.36	6.99	
120 Teal	3,849	58.80	65.46	0.79	644.72	5.97	0.85
130 Silver	3,169	63.40	49.98	0.60	749.94	4.23	0.60
220 Illini	24,468	256.25	95.48	1.15	3,110.70	7.87	1.13
Saturday Evening Community	13,272	373.37	35.55		5,177.73	2.56	
50 Green	5,012	89.40	56.06	1.58	1,227.82	4.08	1.59
50 Green Hopper	2,988	40.00	74.70	2.10	516.04	5.79	2.26
70 Grey	794	71.53	11.10	0.31	968.46	0.82	0.32
100 Yellow	4,244	129.57	32.76	0.92	1,730.31	2.45	0.96
110 Ruby	120	12.53	9.57	0.27	217.63	0.55	0.22
180 Lime	114	30.33	3.76	0.11	517.48	0.22	0.09

* The Percent of Group Ridership shows how the ridership for the route compares to the group
 + Performance Comparison shows each Route's Passengers Per Revenue Hour or Mile compared to the Route Group's average
 Routes that are continually above 1.5 or below 0.5 may need to be examined as they are not performing within the Group Standards.

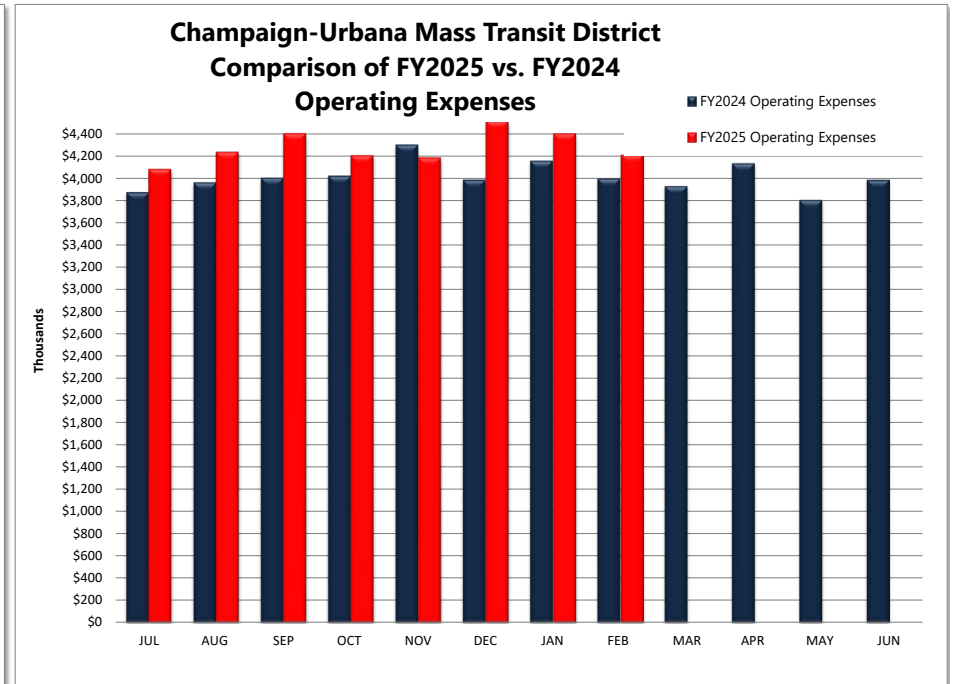
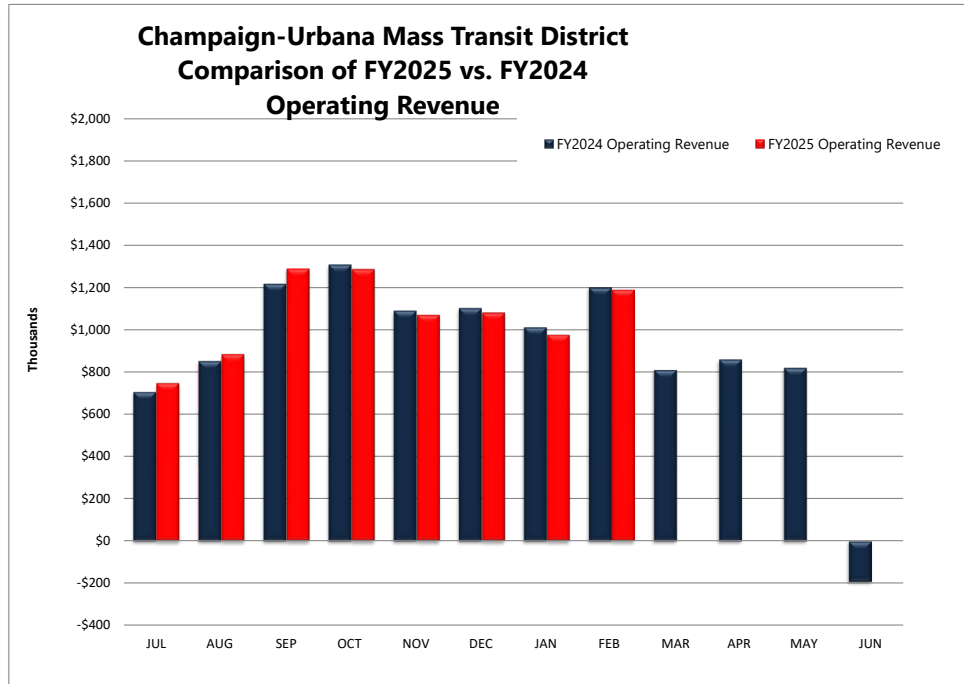
	Passengers	Revenue Hours	Passengers Per Revenue Hour	Revenue Hour Performance Comparison +	Revenue Miles	Passengers Per Revenue Mile	Revenue Mile Performance Comparison +
Sunday Daytime Campus Fixed Route	22,512	199.47	112.86		2,271.98	9.91	
120 Teal	7,218	69.07	104.51	0.93	752.41	9.59	0.97
130 Silver	7,040	63.73	110.46	0.98	764.43	9.21	0.93
220 Illini	8,254	66.67	123.81	1.10	755.14	10.93	1.10
Sunday Daytime Community Fixed Route	20,665	607.73	34.00		8,612.46	2.40	
30 Lavender	1,281	72.48	17.67	0.52	1,111.64	1.15	0.48
50 Green	7,407	137.30	53.95	1.59	1,775.82	4.17	1.74
70 Grey	2,662	138.67	19.20	0.56	1,871.06	1.42	0.59
100 Yellow	8,492	166.95	50.87	1.50	2,210.98	3.84	1.60
110 Ruby	483	32.07	15.06	0.44	554.94	0.87	0.36
180 Lime	340	60.27	5.64	0.17	1,088.02	0.31	0.13
Sunday Evening Campus Fixed Route	21,452	328.47	65.31		3,890.15	5.51	
120 Teal	4,613	69.80	66.09	1.01	756.85	6.10	1.11
130 Silver	2,103	51.80	40.60	0.62	614.16	3.42	0.62
220 Illini	14,736	206.87	71.23	1.09	2,519.15	5.85	1.06
Sunday Evening Community Fixed Route	4,879	86.27	56.56		1,170.75	4.17	
50 Green	2,506	28.23	88.76	1.57	367.76	6.81	1.64
100 Yellow	2,373	58.03	40.89	0.72	803.00	2.96	0.71
Total	174,925	3,148.26	55.56		41,369.06	4.23	

* The Percent of Group Ridership shows how the ridership for the route compares to the group
+ Performance Comparison shows each Route's Passengers Per Revenue Hour or Mile compared to the Route Group's average
Routes that are continually above 1.5 or below 0.5 may need to be examined as they are not performing within the Group Standards.

Champaign-Urbana Mass Transit District
 Comparison of FY2025 vs FY2024 Revenue and Expenses

March 20, 2025

	JUL	AUG	SEP	OCT	NOV	DEC	JAN	FEB	MAR	APR	MAY	JUN
FY2024 Operating Revenue	\$704,814	\$850,761	\$1,215,727	\$1,306,237	\$1,088,989	\$1,100,784	\$1,010,535	\$1,198,236	\$808,712	\$858,377	\$818,629	-\$190,061
FY2025 Operating Revenue	\$745,360	\$881,756	\$1,286,746	\$1,284,311	\$1,068,024	\$1,078,075	\$973,588	\$1,185,774				
FY2024 Operating Expenses	\$3,873,300	\$3,962,048	\$4,003,914	\$4,021,083	\$4,300,926	\$3,985,981	\$4,157,400	\$3,996,482	\$3,928,081	\$4,132,968	\$3,803,894	\$3,983,849
FY2025 Operating Expenses	\$4,080,560	\$4,233,866	\$4,400,550	\$4,203,131	\$4,183,103	\$4,511,926	\$4,399,678	\$4,207,778				
FY2024 Operating Ratio	18.20%	21.47%	30.36%	32.48%	25.32%	27.62%	24.31%	29.98%	20.59%	20.77%	21.52%	-4.77%
FY2025 Operating Ratio	18.27%	20.83%	29.24%	30.56%	25.53%	23.89%	22.13%	28.18%				



February 2025 Statistical Summary

HOURS	Feb 2024	Feb 2025	% Change	FY2024 to Date	FY2025 to Date	% Change
Passenger Revenue	22,162.60	25,541.80	15.2%	163,543.15	197,062.53	20.5%
Vacation/Holiday/Earned Time	4,493.66	5,432.69	20.9%	65,240.03	60,424.27	-7.4%
Non-Revenue	7,891.82	4,973.66	-37.0%	62,342.45	51,469.63	-17.4%
TOTAL	34,548.08	35,948.15	4.05%	291,125.63	308,956.43	6.12%

REVENUE/EXPENSES	Feb 2024	Feb 2025	% Change	FY2024 to Date	FY2025 to Date	% Change
Operating Revenue	\$1,198,235.87	\$1,185,773.93	-1.0%	\$8,476,082.84	\$8,503,633.73	0.3%
Operating Expenses	\$3,996,481.76	\$4,207,778.03	5.3%	\$32,301,134.95	\$34,220,593.56	5.9%
Operating Ratio	29.98%	28.18%	-6.0%	26.24%	24.85%	-5.3%
Passenger Revenue/Revenue Vehicle Hour	\$40.70	\$36.47	-10.4%	\$37.72	\$32.23	-14.6%

RIDERSHIP	Feb 2024	Feb 2025	% Change	FY2024 to Date	FY2025 to Date	% Change
Revenue Passenger	1,121,908	1,349,369	20.3%	6,455,274	7,770,497	20.4%
Transfers	6,263	5,497	-12.2%	52,905	51,480	-2.7%
Total Unlinked	1,128,171	1,354,866	20.1%	6,508,179	7,821,977	20.2%
ADA Riders	11,126	7,199	-35.3%	90,001	54,313	-39.7%
Half Fare Cab	0	0	0.0%	0	0	#DIV/0!
TOTAL	1,139,297	1,362,065	19.55%	6,598,180	7,876,290	19.37%

PASSENGERS/REVENUE HOUR	Feb 2024	Feb 2025	% Change	FY2024 to Date	FY2025 to Date	% Change
Hour	50.90	53.05	4.2%	39.79	39.69	-0.3%



To: Karl Gnadt, Managing Director/CEO
From: Nate Warman, Assistant Finance Director
Date: March 26, 2025
Subject: February 2025 Financial Reports

A. Purpose: The following reports summarize the financial results of MTD for the month ending February 28, 2025:

- Comparative History Report for the months ending February 28, 2025, and February 29, 2024;
- Check and ACH Disbursement Lists for February 2025;
- Bank & Investment Balances and Capital & Operating Balances as of February 28, 2025.

B. Notes on Major Variances

Account Name	2/28/2025	2/29/2024	Variance	Pg. #	Notes
4110100000 Operating Assistance - State	\$2,717,006.83	\$2,585,492.96	\$131,513.87	20	The increase in Operating Assistance – State for February 2025 is due to an increase in eligible operating expenses in February 2025 compared to February 2024. The increase in eligible operating expenses in February 2025 is primarily due to the increase in total labor noted below.
5019999000 Total Labor	\$1,985,912.41	\$1,877,824.49	\$108,087.92	22	The increase in total labor costs for February 2025 compared to February 2024 is mainly due to a 3.75% raise to keep up with the cost of living and increased overtime pay with return to full scheduled service.

Champaign Urbana Mass Transit District Comparative History Report

From Fiscal Year: 2025 Period 8
Thru Fiscal Year: 2025 Period 8

Division: 00 Champaign Urbana Mass Transit District

As of: 2/28/2025

Feb-2025	Feb-2024	Variance	Var/Last Var %		Jul-2024 Feb-2025	Jul-2023 Feb-2024	Variance	Var/Last Var %
4000000000 **** R E V E N U E ****								
4000000099 ** TRANSPORTATION REVENUE								
4010000000 * PASSENGER FARES								
27,709.42	28,910.64	-1,201.22	-4.15%	4010100000 FULL ADULT FARES	246,073.49	243,636.80	2,436.69	1.00%
224.00	492.00	-268.00	-54.47%	4010300000 STUDENT FARES	3,370.00	3,296.00	74.00	2.25%
-86.00	-358.00	272.00	-75.98%	4010700000 FARE REFUNDS	-1,040.00	-1,548.00	508.00	-32.82%
12,478.00	12,368.00	110.00	0.89%	4010800000 ANNUAL PASS REVENUE	97,310.00	94,774.00	2,536.00	2.68%
0.00	0.00	0.00	0.00%	4011000000 HALF FARE CAB	0.00	0.00	0.00	0.00%
6,900.00	5,400.00	1,500.00	27.78%	4011100000 ADA TICKETS & FARES	48,280.00	41,706.50	6,573.50	15.76%
47,225.42	46,812.64	412.78	0.88%	4019900099 * TOTAL PASSENGER FARES	393,993.49	381,865.30	12,128.19	3.18%
4020000000 * SPECIAL TRANSIT & SCHOOL FARE								
756,394.78	745,105.77	11,289.01	1.52%	4020300000 U OF I CAMPUS SERVICE	5,134,858.92	5,054,954.38	79,904.54	1.58%
26,200.58	28,301.67	-2,101.09	-7.42%	4020500000 ADA - U I & DSC CONTRACTS	212,713.64	226,413.36	-13,699.72	-6.05%
101,584.45	84,700.56	16,883.89	19.93%	4030100000 SCHOOL SERVICE FARES	609,659.70	508,329.36	101,330.34	19.93%
884,179.81	858,108.00	26,071.81	3.04%	4039999999 * TOTAL SPECIAL TRANSIT & SCHOO	5,957,232.26	5,789,697.10	167,535.16	2.89%
4060000000 *AUXILIARY TRANSPORTATION REVE								
1,763.59	1,696.79	66.80	3.94%	4060100000 I.T. COMMISSIONS	13,653.16	13,243.87	409.29	3.09%
53,956.88	59,461.72	-5,504.84	-9.26%	4060300000 ADVERTISING REVENUE	398,208.39	348,038.74	50,169.65	14.41%
55,720.47	61,158.51	-5,438.04	-8.89%	4069900098 *TOTAL AUXILIARY TRANSPORTATIO	411,861.55	361,282.61	50,578.94	14.00%
987,125.70	966,079.15	21,046.55	2.18%	4069900099 ** TOTAL TRANSPORTATION REVEN	6,763,087.30	6,532,845.01	230,242.29	3.52%
4070000000 ** NON-TRANSPORTATION REVENUE								
2,317.89	3,082.21	-764.32	-24.80%	4070100000 SALE OF MAINTENANCE SERVICES	15,864.71	18,250.29	-2,385.58	-13.07%
0.00	0.00	0.00	0.00%	4070200000 RENTAL OF REVENUE VEHICLES	0.00	0.00	0.00	0.00%
32,008.18	48,610.00	-16,601.82	-34.15%	4070300000 BUILDING RENTAL - IL TERMINAL	287,808.34	325,275.86	-37,467.52	-11.52%
24,097.76	18,724.59	5,373.17	28.70%	4070300002 BUILDING RENTAL - 803 & 1101	186,903.10	171,050.18	15,852.92	9.27%
0.00	0.00	0.00	0.00%	4070399999 BUILDING RENTAL - GASB 87 CONTR	0.00	0.00	0.00	0.00%
139,881.90	162,638.42	-22,756.52	-13.99%	4070400000 INVESTMENT INCOME	1,196,034.07	1,395,832.71	-199,798.64	-14.31%
0.00	0.00	0.00	0.00%	4070400002 +/- FAIR VALUE OF INVESTMENT	0.00	0.00	0.00	0.00%
0.00	0.00	0.00	0.00%	4070400003 INTEREST INCOME - LEASES	0.00	0.00	0.00	0.00%

Champaign Urbana Mass Transit District Comparative History Report

From Fiscal Year: 2025 Period 8
Thru Fiscal Year: 2025 Period 8

Division: 00 Champaign Urbana Mass Transit District

As of: 2/28/2025

Feb-2025	Feb-2024	Variance	Var/Last Var %		Jul-2024 Feb-2025	Jul-2023 Feb-2024	Variance	Var/Last Var %
0.00	0.00	0.00	0.00%	4070400004 AMORTIZATION REVENUE	0.00	0.00	0.00	0.00%
5.00	-2,948.55	2,953.55	-100.17%	4070800000 OVER OR SHORT	221.19	-2,886.30	3,107.49	-107.66%
0.00	0.00	0.00	0.00%	4079800000 GAIN ON FIXED ASSET DISPOSAL	9,316.00	10,216.00	-900.00	-8.81%
337.50	2,050.05	-1,712.55	-83.54%	4079900001 OTHER NON-TRANSPORTATION REV	44,399.02	25,499.09	18,899.93	74.12%
198,648.23	232,156.72	-33,508.49	-14.43%	4079900099 ** TOTAL NON-TRANSPORTATION RE	1,740,546.43	1,943,237.83	-202,691.40	-10.43%
1,185,773.93	1,198,235.87	-12,461.94	-1.04%	4079999999 *** TOTAL TRANS & NON-TRANS REV	8,503,633.73	8,476,082.84	27,550.89	0.33%
				4080000000 ** TAX REVENUE				
933,333.00	975,000.00	-41,667.00	-4.27%	4080100000 PROPERTY TAX REVENUE	7,466,664.00	7,800,000.00	-333,336.00	-4.27%
0.00	0.00	0.00	0.00%	4080100001 PROPERTY TAX - UNCOLLECTIBLE R	0.00	0.00	0.00	0.00%
19,049.23	37,838.54	-18,789.31	-49.66%	4080600000 REPLACEMENT TAX REVENUE	151,992.29	242,705.74	-90,713.45	-37.38%
0.00	0.00	0.00	0.00%	4089900001 MISCELLANEOUS PROPERTY TAXES	6,025.00	18,075.00	-12,050.00	-66.67%
952,382.23	1,012,838.54	-60,456.31	-5.97%	4089999999 ** TOTAL TAX REVENUE	7,624,681.29	8,060,780.74	-436,099.45	-5.41%
				4110000000 ** STATE GRANTS & REIMBURSEME				
2,717,006.83	2,585,492.96	131,513.87	5.09%	4110100000 OPERATING ASSISTANCE - STATE	22,118,345.25	20,898,299.62	1,220,045.63	5.84%
0.00	28,785.19	-28,785.19	-100.00%	4110100001 OPERATING ASSIST - DEBT SERVICE	0.00	82,269.22	-82,269.22	-100.00%
143,438.00	0.00	143,438.00	100.00%	4111000000 STATE GRANT REVENUE	6,435,000.00	0.00	6,435,000.00	100.00%
0.00	0.00	0.00	0.00%	4111000001 STATE GRANT REVENUE - PASS TH	0.00	0.00	0.00	0.00%
0.00	0.00	0.00	0.00%	4119900000 STATE REIMBURSEMENTS	0.00	0.00	0.00	0.00%
0.00	0.00	0.00	0.00%	4119900001 STATE REIMB - PASS THRU \$	0.00	0.00	0.00	0.00%
2,860,444.83	2,614,278.15	246,166.68	9.42%	4119999999 ** TOTAL STATE GRANTS & REIMB	28,553,345.25	20,980,568.84	7,572,776.41	36.09%
				4130000000 ** FEDERAL GRANTS & REIMBURSE				
0.00	0.00	0.00	0.00%	4130100000 OPERATING ASSISTANCE - FEDERAL	0.00	0.00	0.00	0.00%
745,936.00	2,456,425.00	-1,710,489.00	-69.63%	4130500000 FEDERAL GRANT REVENUE	11,708,857.03	14,068,381.63	-2,359,524.60	-16.77%
0.00	0.00	0.00	0.00%	4130600000 FEDERAL GRANT PASS THRU \$	0.00	0.00	0.00	0.00%
0.00	0.00	0.00	0.00%	4139900000 FEDERAL REIMBURSEMENTS	0.00	0.00	0.00	0.00%
745,936.00	2,456,425.00	-1,710,489.00	-69.63%	4139999999 ** TOTAL FEDERAL GRANTS & REIM	11,708,857.03	14,068,381.63	-2,359,524.60	-16.77%
				4150000000 **OTHER AGENCY REVENUES				
0.00	0.00	0.00	0.00%	4150130000 CONTRIBUTED CAPITAL - GOV'T	0.00	0.00	0.00	0.00%
0.00	0.00	0.00	0.00%	4150130010 CONTRIBUTED CAPITAL - NON-GOV'T	0.00	0.00	0.00	0.00%

Champaign Urbana Mass Transit District Comparative History Report

From Fiscal Year: 2025 Period 8
Thru Fiscal Year: 2025 Period 8

Division: 00 Champaign Urbana Mass Transit District

As of: 2/28/2025

Feb-2025	Feb-2024	Variance	Var/Last Var %		Jul-2024 Feb-2025	Jul-2023 Feb-2024	Variance	Var/Last Var %
0.00	0.00	0.00	0.00%	4159999999 ***TOTAL OTHER AGENCY REVENUE	0.00	0.00	0.00	0.00%
5,744,536.99	7,281,777.56	-1,537,240.57	-21.11%	4999900099 **** TOTAL REVENUE ****	56,390,517.30	51,585,814.05	4,804,703.25	9.31%

Champaign Urbana Mass Transit District Comparative History Report

From Fiscal Year: 2025 Period 8
Thru Fiscal Year: 2025 Period 8

Division: 00 Champaign Urbana Mass Transit District

As of: 2/28/2025

Feb-2025	Feb-2024	Variance	Var/Last Var %		Jul-2024 Feb-2025	Jul-2023 Feb-2024	Variance	Var/Last Var %
5000000000 **** EXPENSES ***								
5010000000 ** LABOR								
1,243,011.85	1,170,977.35	72,034.50	6.15%	5010101000 OPERATORS WAGES	9,673,838.69	8,450,157.68	1,223,681.01	14.48%
142,042.70	138,002.66	4,040.04	2.93%	5010204000 MECHANICS WAGES - MAINT	1,180,056.45	1,097,637.69	82,418.76	7.51%
108,113.22	98,541.98	9,571.24	9.71%	5010304000 MAINTENANCE WAGES - MAINT	908,901.42	814,572.37	94,329.05	11.58%
116,124.48	100,547.73	15,576.75	15.49%	5010401000 SUPERVISORS SALARIES - OPS	962,036.42	870,389.18	91,647.24	10.53%
27,098.81	29,051.43	-1,952.62	-6.72%	5010404000 SUPERVISORS SALARIES - MAINT	238,050.51	233,974.94	4,075.57	1.74%
60,093.08	61,322.80	-1,229.72	-2.01%	5010501000 OVERHEAD SALARIES - OPS	564,516.46	671,890.35	-107,373.89	-15.98%
33,227.10	33,349.04	-121.94	-0.37%	5010504000 OVERHEAD SALARIES - MAINT	322,702.05	301,267.10	21,434.95	7.11%
143,677.50	143,383.83	293.67	0.20%	5010516000 OVERHEAD SALARIES - G&A	1,316,933.22	1,240,784.38	76,148.84	6.14%
20,763.60	22,185.98	-1,422.38	-6.41%	5010516200 OVERHEAD SALARIES - IT	189,796.32	170,896.62	18,899.70	11.06%
18,256.48	15,905.46	2,351.02	14.78%	5010601000 CLERICAL WAGES - OPS	134,432.00	147,394.70	-12,962.70	-8.79%
0.00	1,693.00	-1,693.00	-100.00%	5010604000 CLERICAL WAGES - MAINT	0.00	1,693.00	-1,693.00	-100.00%
45,566.24	39,726.07	5,840.17	14.70%	5010616000 CLERICAL WAGES - G&A	377,603.73	335,610.41	41,993.32	12.51%
11,769.48	11,939.15	-169.67	-1.42%	5010616200 CLERICAL WAGES - IT	99,902.43	91,480.51	8,421.92	9.21%
13,872.45	12,531.57	1,340.88	10.70%	5010716200 SECURITY WAGES - IT	110,354.99	97,325.88	13,029.11	13.39%
-3,045.81	-5,911.17	2,865.36	-48.47%	5010801000 LABOR CREDIT - OPS	-29,847.76	-34,823.33	4,975.57	-14.29%
-6,394.04	-5,143.33	-1,250.71	24.32%	5010804000 LABOR CREDIT - MAINT	-37,969.87	-38,092.18	122.31	-0.32%
-598.04	-1,921.59	1,323.55	-68.88%	5010806000 LABOR CREDIT - G&A	-5,706.05	-12,955.29	7,249.24	-55.96%
12,333.31	11,642.53	690.78	5.93%	5010816200 MAINTENANCE WAGES - IT	103,510.99	106,316.78	-2,805.79	-2.64%
0.00	0.00	0.00	0.00%	5010901000 REDUCED/REASSIGNMNT PAY - OPS	0.00	0.00	0.00	0.00%
0.00	0.00	0.00	0.00%	5010904000 REDUCED/REASSIGNMNT PAY - MAI	0.00	0.00	0.00	0.00%
0.00	0.00	0.00	0.00%	5010916000 REDUCED/REASSIGNMNT PAY - G&A	0.00	0.00	0.00	0.00%
0.00	0.00	0.00	0.00%	5010916200 REDUCED/REASSIGNMNT PAY - IT	0.00	0.00	0.00	0.00%
0.00	0.00	0.00	0.00%	5011001000 MEAL DELIVERY WAGES - OPS (NON	0.00	0.00	0.00	0.00%
0.00	0.00	0.00	0.00%	5012001000 U OF I COVID ROUTE WAGES	0.00	0.00	0.00	0.00%
0.00	0.00	0.00	0.00%	5013001000 COVID VACCINE INCENTIVE WAGES	0.00	0.00	0.00	0.00%
0.00	0.00	0.00	0.00%	5013016000 COVID TESTING WAGES	0.00	0.00	0.00	0.00%
1,985,912.41	1,877,824.49	108,087.92	5.76%	5019999000 ** TOTAL LABOR	16,109,112.00	14,545,520.79	1,563,591.21	10.75%
5020000000 ** FRINGE BENEFITS								
109,248.58	102,395.01	6,853.57	6.69%	5020101000 FICA - OPS	933,583.44	875,384.64	58,198.80	6.65%
24,770.39	24,371.03	399.36	1.64%	5020104000 FICA - MAINT	224,129.01	221,332.88	2,796.13	1.26%
14,036.67	13,551.82	484.85	3.58%	5020116000 FICA - G&A	118,187.37	110,756.22	7,431.15	6.71%
4,542.18	4,705.40	-163.22	-3.47%	5020116200 FICA - IT	40,076.83	37,771.29	2,305.54	6.10%
126,856.22	174,820.40	-47,964.18	-27.44%	5020201000 IMRF - OPS	1,161,908.63	1,133,301.94	28,606.69	2.52%

Champaign Urbana Mass Transit District Comparative History Report

From Fiscal Year: 2025 Period 8
Thru Fiscal Year: 2025 Period 8

Division: 00 Champaign Urbana Mass Transit District

As of: 2/28/2025

Feb-2025	Feb-2024	Variance	Var/Last Var %		Jul-2024 Feb-2025	Jul-2023 Feb-2024	Variance	Var/Last Var %
29,349.11	43,092.73	-13,743.62	-31.89%	5020204000 IMRF - MAINT	322,811.24	318,714.06	4,097.18	1.29%
16,192.04	22,856.19	-6,664.15	-29.16%	5020216000 IMRF - G&A	150,527.02	139,521.60	11,005.42	7.89%
5,257.53	8,265.52	-3,007.99	-36.39%	5020216200 IMRF - IT	48,449.96	45,711.89	2,738.07	5.99%
387,165.70	336,415.00	50,750.70	15.09%	5020301000 MEDICAL INSURANCE - OPS	2,966,603.45	2,842,641.77	123,961.68	4.36%
93,069.90	95,447.00	-2,377.10	-2.49%	5020304000 MEDICAL INSURANCE - MAINT	723,207.85	693,079.56	30,128.29	4.35%
57,804.00	46,641.00	11,163.00	23.93%	5020316000 MEDICAL INSURANCE - G&A	411,774.00	362,094.00	49,680.00	13.72%
25,739.00	22,950.00	2,789.00	12.15%	5020316200 MEDICAL INSURANCE - IT	224,612.55	167,872.92	56,739.63	33.80%
0.00	0.00	0.00	0.00%	5020401000 DENTAL INSURANCE - OPS	0.00	0.00	0.00	0.00%
0.00	0.00	0.00	0.00%	5020404000 DENTAL INSURANCE - MAINT	0.00	0.00	0.00	0.00%
0.00	0.00	0.00	0.00%	5020416000 DENTAL INSURANCE - G&A	0.00	0.00	0.00	0.00%
1,694.91	1,692.95	1.96	0.12%	5020501000 LIFE INSURANCE - OPS	13,396.60	13,394.64	1.96	0.01%
559.09	539.49	19.60	3.63%	5020504000 LIFE INSURANCE - MAINT	4,303.18	4,244.87	58.31	1.37%
238.14	218.54	19.60	8.97%	5020516000 LIFE INSURANCE - G&A	4,402.92	1,706.18	2,696.74	158.06%
130.34	153.37	-23.03	-15.02%	5020516200 LIFE INSURANCE - IT	1,157.87	1,142.19	15.68	1.37%
0.00	0.00	0.00	0.00%	5020601000 OPEB EXPENSE - OPS	0.00	0.00	0.00	0.00%
0.00	0.00	0.00	0.00%	5020604000 OPEB EXPENSE - MAINT	0.00	0.00	0.00	0.00%
0.00	0.00	0.00	0.00%	5020616000 OPEB EXPENSE - G&A	0.00	0.00	0.00	0.00%
0.00	0.00	0.00	0.00%	5020616200 OPEB EXPENSE - IT	0.00	0.00	0.00	0.00%
8,785.36	12,022.44	-3,237.08	-26.93%	5020701000 UNEMPLOYMENT INSURANCE - OPS	37,732.38	47,346.31	-9,613.93	-20.31%
1,934.60	2,642.42	-707.82	-26.79%	5020704000 UNEMPLOYMENT INSURANCE - MAIN	8,570.16	10,396.01	-1,825.85	-17.56%
786.82	1,087.65	-300.83	-27.66%	5020716000 UNEMPLOYMENT INSURANCE - G&A	4,065.65	5,080.78	-1,015.13	-19.98%
561.05	715.23	-154.18	-21.56%	5020716200 UNEMPLOYMENT INSURANCE - IT	2,111.39	3,311.73	-1,200.34	-36.25%
9,266.00	21,719.00	-12,453.00	-57.34%	5020801000 WORKERS COMP INSURANCE - OPS	195,595.00	268,877.74	-73,282.74	-27.26%
2,010.00	4,713.00	-2,703.00	-57.35%	5020804000 WORKERS COMP INSURANCE - MAIN	40,943.00	37,703.00	3,240.00	8.59%
1,513.00	2,709.00	-1,196.00	-44.15%	5020816000 WORKERS COMP INSURANCE - G&A	23,101.00	21,671.00	1,430.00	6.60%
345.00	809.00	-464.00	-57.35%	5020816200 WORKERS COMP INSURANCE - IT	7,030.00	6,472.00	558.00	8.62%
3,720.69	3,098.79	621.90	20.07%	5021001000 HOLIDAYS - OPS	251,084.04	242,241.69	8,842.35	3.65%
833.21	683.94	149.27	21.83%	5021004000 HOLIDAYS - MAINT	80,762.60	76,417.65	4,344.95	5.69%
0.00	0.00	0.00	0.00%	5021016000 HOLIDAYS - G&A	0.00	0.00	0.00	0.00%
232.24	447.44	-215.20	-48.10%	5021016200 HOLIDAYS - IT	17,665.49	17,147.22	518.27	3.02%
36,784.92	26,153.06	10,631.86	40.65%	5021101000 VACATIONS - OPS	418,766.15	527,288.18	-108,522.03	-20.58%
16,024.71	11,750.02	4,274.69	36.38%	5021104000 VACATIONS - MAINT	135,053.75	149,545.77	-14,492.02	-9.69%
0.00	0.00	0.00	0.00%	5021116000 VACATION - G&A	0.00	0.00	0.00	0.00%
480.23	2,726.20	-2,245.97	-82.38%	5021116200 VACATIONS - IT	9,625.20	9,223.00	402.20	4.36%
5,078.23	2,109.03	2,969.20	140.79%	5021201000 OTHER PAID ABSENCES - OPS	37,915.72	17,010.88	20,904.84	122.89%
1,133.95	381.60	752.35	197.16%	5021204000 OTHER PAID ABSENCES - MAINT	9,952.52	5,301.20	4,651.32	87.74%
0.00	0.00	0.00	0.00%	5021216000 OTHER PAID ABSENCES - G&A	0.00	0.00	0.00	0.00%
0.00	0.00	0.00	0.00%	5021216200 OTHER PAID ABSENCES - IT	1,547.76	297.04	1,250.72	421.06%

Champaign Urbana Mass Transit District Comparative History Report

From Fiscal Year: 2025 Period 8
Thru Fiscal Year: 2025 Period 8

Division: 00 Champaign Urbana Mass Transit District

As of: 2/28/2025

Feb-2025	Feb-2024	Variance	Var/Last Var %		Jul-2024 Feb-2025	Jul-2023 Feb-2024	Variance	Var/Last Var %
4,940.09	2,946.89	1,993.20	67.64%	5021301000 UNIFORM ALLOWANCES - OPS	41,835.16	33,894.53	7,940.63	23.43%
2,497.68	2,639.37	-141.69	-5.37%	5021304000 UNIFORM ALLOWANCES - MAINT	27,313.37	16,652.93	10,660.44	64.02%
142.34	633.25	-490.91	-77.52%	5021316200 UNIFORM ALLOWANCES - IT	2,855.16	4,234.63	-1,379.47	-32.58%
-1,514.10	0.00	-1,514.10	-100.00%	5021401000 OTHER FRINGE BENEFITS - OPS	13,222.50	255.00	12,967.50	> 999.99%
60.00	139.99	-79.99	-57.14%	5021404000 OTHER FRINGE BENEFITS - MAINT	1,324.00	2,877.93	-1,553.93	-53.99%
1,688.99	407.00	1,281.99	314.99%	5021416000 OTHER FRINGE BENEFITS - G&A	26,140.87	21,098.75	5,042.12	23.90%
0.00	0.00	0.00	0.00%	5021416200 OTHER FRINGE BENEFITS - IT	0.00	150.00	-150.00	-100.00%
49,454.25	54,527.84	-5,073.59	-9.30%	5021501000 EARNED TIME - OPS	565,309.32	702,809.33	-137,500.01	-19.56%
11,781.35	14,235.44	-2,454.09	-17.24%	5021504000 EARNED TIME - MAINT	129,418.19	206,278.57	-76,860.38	-37.26%
2,056.25	1,879.23	177.02	9.42%	5021516200 EARNED TIME - IT	14,760.92	17,171.65	-2,410.73	-14.04%
0.00	0.00	0.00	0.00%	5021604000 TOOL ALLOWANCE - MAINT	11,082.61	0.00	11,082.61	100.00%
3,642.62	673.00	2,969.62	441.25%	5021701000 DISABILITY - OPS	20,384.75	28,878.51	-8,493.76	-29.41%
0.00	0.00	0.00	0.00%	5021704000 DISABILITY - MAINT	0.00	2,844.39	-2,844.39	-100.00%
0.00	0.00	0.00	0.00%	5021716200 DISABILITY - IT	0.00	0.00	0.00	0.00%
598.64	846.00	-247.36	-29.24%	5021801000 WORKERS COMP - PAYROLL - OPS	5,453.34	1,448.60	4,004.74	276.46%
0.00	0.00	0.00	0.00%	5021804000 WORKERS COMP - PAYROLL - MAINT	431.04	0.00	431.04	100.00%
0.00	0.00	0.00	0.00%	5021816200 WORKERS COMP - PAYROLL - IT	0.00	0.00	0.00	0.00%
0.00	0.00	0.00	0.00%	5021901000 ROTATION BOARD PAY - OPS	0.00	0.00	0.00	0.00%
0.00	0.00	0.00	0.00%	5021904000 ROTATION BOARD PAY - MAINT	0.00	0.00	0.00	0.00%
0.00	0.00	0.00	0.00%	5021916000 ROTATION BOARD PAY - G&A	0.00	0.00	0.00	0.00%
0.00	0.00	0.00	0.00%	5021916200 ROTATION BOARD PAY - IT	0.00	0.00	0.00	0.00%
99,470.00	0.00	99,470.00	100.00%	5022001000 EARLY RETIREMENT PLAN - OPS	239,441.00	69,972.00	169,469.00	242.20%
0.00	0.00	0.00	0.00%	5022004000 EARLY RETIREMENT PLAN - MAINT	0.00	66,280.00	-66,280.00	-100.00%
0.00	0.00	0.00	0.00%	5022016000 EARLY RETIREMENT PLAN - G&A	0.00	0.00	0.00	0.00%
0.00	0.00	0.00	0.00%	5022016200 EARLY RETIREMENT PLAN - IT	0.00	0.00	0.00	0.00%
0.00	0.00	0.00	0.00%	5023001000 "SICK BANK" EXPENSES - OPS	0.00	0.00	0.00	0.00%
0.00	0.00	0.00	0.00%	5023004000 "SICK BANK" EXPENSES - MAINT	0.00	0.00	0.00	0.00%
0.00	0.00	0.00	0.00%	5023016000 "SICK BANK" EXPENSES - G&A	0.00	0.00	0.00	0.00%
0.00	0.00	0.00	0.00%	5023016200 "SICK BANK" EXPENSES - IT	0.00	0.00	0.00	0.00%
1,160,961.92	1,070,811.28	90,150.64	8.42%	5029999900 ** TOTAL FRINGE BENEFITS	9,729,625.96	9,588,848.67	140,777.29	1.47%
				5030000000 ** SERVICES				
31,431.34	47,863.44	-16,432.10	-34.33%	5030316000 PROFESSIONAL SERVICES - G&A	276,282.91	291,913.05	-15,630.14	-5.35%
0.00	0.00	0.00	0.00%	5030316200 PROFESSIONAL SERVICES - IT	8,951.60	3,908.81	5,042.79	129.01%
0.00	0.00	0.00	0.00%	5030316300 PROFESSIONAL SERVICES - IT - NON	0.00	0.00	0.00	0.00%
11,000.00	6,500.00	4,500.00	69.23%	5030316400 PROFESSIONAL SERVICES - G&A - N	113,515.00	59,500.00	54,015.00	90.78%
0.00	0.00	0.00	0.00%	5030404000 TEMPORARY HELP - MAINT	0.00	0.00	0.00	0.00%

Champaign Urbana Mass Transit District Comparative History Report

From Fiscal Year: 2025 Period 8
Thru Fiscal Year: 2025 Period 8

Division: 00 Champaign Urbana Mass Transit District

As of: 2/28/2025

Feb-2025	Feb-2024	Variance	Var/Last Var %		Jul-2024 Feb-2025	Jul-2023 Feb-2024	Variance	Var/Last Var %
0.00	0.00	0.00	0.00%	5030416000 TEMPORARY HELP - G&A	0.00	0.00	0.00	0.00%
11,841.31	10,814.03	1,027.28	9.50%	5030501000 CONTRACT MAINTENANCE - OPS	86,751.35	66,619.55	20,131.80	30.22%
30,403.83	19,255.30	11,148.53	57.90%	5030504000 CONTRACT MAINTENANCE - MAINT	266,389.56	232,459.44	33,930.12	14.60%
94,369.12	78,665.68	15,703.44	19.96%	5030516000 CONTRACT MAINTENANCE - G&A	688,555.07	638,403.08	50,151.99	7.86%
2,244.38	2,061.26	183.12	8.88%	5030516200 CONTRACT MAINTENANCE - IT	20,824.71	12,299.72	8,524.99	69.31%
0.00	0.00	0.00	0.00%	5030516300 CONTRACT MAINTENANCE - IT - NON	0.00	156.15	-156.15	-100.00%
0.00	0.00	0.00	0.00%	5030599999 CONTRACT MAINT - GASB 96 CONTR	0.00	0.00	0.00	0.00%
392.47	0.00	392.47	100.00%	5030604000 CUSTODIAL SERVICES - MAINT	392.47	0.00	392.47	100.00%
0.00	0.00	0.00	0.00%	5030801000 PRINTING SERVICES - OPS	45,006.07	32,092.32	12,913.75	40.24%
0.00	0.00	0.00	0.00%	5030804000 PRINTING SERVICES - MAINT	0.00	51.40	-51.40	-100.00%
0.00	1,679.00	-1,679.00	-100.00%	5030816000 PRINTING SERVICES - G&A	436.50	2,297.48	-1,860.98	-81.00%
0.00	0.00	0.00	0.00%	5030816200 PRINTING SERVICES - IT	1,816.00	1,032.50	783.50	75.88%
0.00	0.00	0.00	0.00%	5030816300 PRINTING SERVICES - IT - NON-REIM	0.00	0.00	0.00	0.00%
0.00	0.00	0.00	0.00%	5031216000 CABS	0.00	0.00	0.00	0.00%
6,715.85	8,555.56	-1,839.71	-21.50%	5039901000 OTHER SERVICES - OPS	50,910.42	57,897.79	-6,987.37	-12.07%
897.82	1,603.07	-705.25	-43.99%	5039904000 OTHER SERVICES - MAINT	7,446.06	7,647.57	-201.51	-2.63%
461.03	415.00	46.03	11.09%	5039916000 OTHER SERVICES - G&A	6,045.57	3,279.81	2,765.76	84.33%
181.00	148.10	32.90	22.21%	5039916200 OTHER SERVICES - IT	1,031.73	2,568.08	-1,536.35	-59.82%
0.00	0.00	0.00	0.00%	5039916300 OTHER SERVICES - IT - NON-REIMB	0.00	0.00	0.00	0.00%
0.00	0.00	0.00	0.00%	5039916400 OTHER SERVICES - G&A - NON-REIM	0.00	0.00	0.00	0.00%
189,938.15	177,560.44	12,377.71	6.97%	5039999900 ** TOTAL SERVICES	1,574,355.02	1,412,126.75	162,228.27	11.49%
				5040000000 ** MATERIALS & SUPPLIES CONSUM				
138,253.18	143,697.49	-5,444.31	-3.79%	5040101000 FUEL & LUBRICANTS - OPS	1,082,780.28	1,162,586.14	-79,805.86	-6.86%
13,706.26	12,659.78	1,046.48	8.27%	5040104000 FUEL & LUBRICANTS - MAINT	108,061.54	126,698.45	-18,636.91	-14.71%
19,483.82	16,458.30	3,025.52	18.38%	5040201000 TIRES & TUBES - OPS - MB DO	128,196.41	116,644.56	11,551.85	9.90%
2,666.00	389.97	2,276.03	583.64%	5040204000 TIRES & TUBES - MAINT - DR DO	10,098.19	7,979.12	2,119.07	26.56%
0.00	0.00	0.00	0.00%	5040206000 TIRES & TUBES - NON-REVENUE VEH	317.96	5,175.13	-4,857.17	-93.86%
7,045.58	2,259.56	4,786.02	211.81%	5040304000 GARAGE EQUIPMENT REPAIRS - MAI	27,318.57	71,153.18	-43,834.61	-61.61%
18,479.75	34,741.85	-16,262.10	-46.81%	5040404000 BLDG & GROUND REPAIRS - MAINT -	206,191.43	196,849.98	9,341.45	4.75%
2,746.34	15,360.95	-12,614.61	-82.12%	5040404001 BLDG & GROUND REPAIRS - MAINT -	69,671.49	83,870.81	-14,199.32	-16.93%
225.00	315.95	-90.95	-28.79%	5040404002 BLDG & GROUND REPAIRS - MAINT -	4,405.41	5,297.61	-892.20	-16.84%
0.00	0.00	0.00	0.00%	5040404003 BLDG & GROUND REPAIRS - MAINT -	20.88	228.92	-208.04	-90.88%
0.00	11,085.00	-11,085.00	-100.00%	5040404004 BLDG & GROUND REPAIRS - MAINT -	0.00	13,728.78	-13,728.78	-100.00%
0.00	0.00	0.00	0.00%	5040404005 BLDG & GROUND REPAIRS - MAINT -	10,350.00	0.00	10,350.00	100.00%
13,994.46	25,953.55	-11,959.09	-46.08%	5040416200 BLDG & GROUND REPAIRS - IT	75,133.90	84,234.37	-9,100.47	-10.80%
3,427.62	1,528.76	1,898.86	124.21%	5040416300 BLDG & GROUND REPAIRS - IT - NON	7,447.08	8,414.63	-967.55	-11.50%

Champaign Urbana Mass Transit District Comparative History Report

From Fiscal Year: 2025 Period 8
Thru Fiscal Year: 2025 Period 8

Division: 00 Champaign Urbana Mass Transit District

As of: 2/28/2025

Feb-2025	Feb-2024	Variance	Var/Last Var %		Jul-2024 Feb-2025	Jul-2023 Feb-2024	Variance	Var/Last Var %
0.00	0.00	0.00	0.00%	5040416400 BLDG & GROUND REPAIRS - G&A - N	0.00	569.05	-569.05	-100.00%
0.00	0.00	0.00	0.00%	5040500001 REVENUE VEHICLE REPAIRS - CORE	0.00	63.77	-63.77	-100.00%
163,387.93	98,108.70	65,279.23	66.54%	5040504000 REVENUE VEHICLE REPAIRS	1,322,698.02	1,057,078.26	265,619.76	25.13%
1,880.07	1,992.15	-112.08	-5.63%	5040604000 NON-REVENUE VEHICLE REPAIRS	36,275.09	25,025.49	11,249.60	44.95%
7,756.54	6,678.03	1,078.51	16.15%	5040704000 SERVICE SUPPLIES - MAINT	69,992.17	48,548.34	21,443.83	44.17%
1,321.91	1,651.01	-329.10	-19.93%	5040716200 SERVICE SUPPLIES - IT	13,755.60	16,903.30	-3,147.70	-18.62%
0.00	9,200.07	-9,200.07	-100.00%	5040801000 OFFICE SUPPLIES - OPS	12,002.54	30,288.78	-18,286.24	-60.37%
497.74	2,654.05	-2,156.31	-81.25%	5040804000 OFFICE SUPPLIES - MAINT	11,062.75	11,916.36	-853.61	-7.16%
1,195.79	2,375.61	-1,179.82	-49.66%	5040816000 OFFICE SUPPLIES - G&A	29,430.98	14,600.04	14,830.94	101.58%
511.06	191.38	319.68	167.04%	5040816200 OFFICE SUPPLIES - IT	3,116.22	2,391.61	724.61	30.30%
35.64	0.00	35.64	100.00%	5040901000 COMPUTER & SERVER - MISC EXP'S	2,632.32	11,104.45	-8,472.13	-76.29%
0.00	0.00	0.00	0.00%	5040904000 COMPUTER & SERVER - MISC EXP'S	0.00	11,000.06	-11,000.06	-100.00%
27,839.62	14,011.85	13,827.77	98.69%	5040916000 COMPUTER & SERVER - MISC EXP'S	118,758.70	114,846.42	3,912.28	3.41%
0.00	3,848.67	-3,848.67	-100.00%	5040916200 COMPUTER & SERVER - MISC EXP'S	2,945.64	6,724.27	-3,778.63	-56.19%
2,334.55	237.50	2,097.05	882.97%	5041001000 SAFETY & TRAINING - OPS	13,001.79	9,038.51	3,963.28	43.85%
0.00	0.00	0.00	0.00%	5041004000 SAFETY & TRAINING - MAINT	0.00	97.18	-97.18	-100.00%
874.80	21,425.88	-20,551.08	-95.92%	5041104000 PASSENGER SHELTER REPAIRS	49,925.88	71,624.42	-21,698.54	-30.29%
85.35	0.00	85.35	100.00%	5041201000 SMALL TOOLS & EQUIP - OPS	85.35	14,702.89	-14,617.54	-99.42%
623.90	2,617.30	-1,993.40	-76.16%	5041204000 SMALL TOOLS & EQUIP - MAINT	51,897.67	35,394.73	16,502.94	46.63%
80.94	279.51	-198.57	-71.04%	5041216000 SMALL TOOLS & EQUIP - G&A	550.89	15,054.66	-14,503.77	-96.34%
356.15	376.59	-20.44	-5.43%	5041216200 SMALL TOOLS & EQUIP - IT	6,708.89	7,069.23	-360.34	-5.10%
0.00	0.00	0.00	0.00%	5041216300 SMALL TOOLS & EQUIP - IT - NON-RE	0.00	0.00	0.00	0.00%
0.00	0.00	0.00	0.00%	5041216400 SMALL TOOLS & EQUIP - G&A - NON-	0.00	0.00	0.00	0.00%
757.02	0.00	757.02	100.00%	5041304000 FAREBOX REPAIRS	142,553.51	530.48	142,023.03	> 999.99%
28,985.97	8,619.78	20,366.19	236.27%	5041404000 CAD/AVL,CAMERA,RADIO REPAIRS -	129,297.48	65,337.29	63,960.19	97.89%
766.93	4,174.01	-3,407.08	-81.63%	5041504000 ADA VEHICLE REPAIRS - MAINT	18,174.43	62,977.02	-44,802.59	-71.14%
459,319.92	442,893.25	16,426.67	3.71%	5049999900 ** TOTAL MATERIAL & SUPPLIES	3,764,859.06	3,515,748.29	249,110.77	7.09%
				5050000000 **UTILITIES				
95,762.32	71,183.84	24,578.48	34.53%	5050216000 ** UTILITIES - G&A	487,830.89	457,486.95	30,343.94	6.63%
11,619.17	9,843.33	1,775.84	18.04%	5050216200 ** UTILITIES - IT	100,425.57	87,966.01	12,459.56	14.16%
4,520.44	5,016.26	-495.82	-9.88%	5050216300 ** UTILITIES - IT - NON-REIMB	46,268.23	43,033.49	3,234.74	7.52%
5,024.56	5,164.01	-139.45	-2.70%	5050216400 ** UTILITIES - G&A - NON-REIMB	39,081.57	51,668.20	-12,586.63	-24.36%
116,926.49	91,207.44	25,719.05	28.20%	5059999900 **TOTAL UTILITIES	673,606.26	640,154.65	33,451.61	5.23%
				5060000000 ** CASUALTY & LIABILITY COSTS				
17,098.17	14,449.49	2,648.68	18.33%	5060104000 PHYSICAL DAMAGE PREMIUMS - MAI	136,785.36	115,595.92	21,189.44	18.33%

Champaign Urbana Mass Transit District Comparative History Report

From Fiscal Year: 2025 Period 8
Thru Fiscal Year: 2025 Period 8

Division: 00 Champaign Urbana Mass Transit District

As of: 2/28/2025

Feb-2025	Feb-2024	Variance	Var/Last Var %		Jul-2024 Feb-2025	Jul-2023 Feb-2024	Variance	Var/Last Var %
0.00	0.00	0.00	0.00%	5060116200 PHYSICAL DAMAGE PREMIUMS - IT	0.00	0.00	0.00	0.00%
0.00	-781.25	781.25	-100.00%	5060204000 PHYSICAL DAMAGE RECOVERIES - M	-41,151.17	-16,862.67	-24,288.50	144.04%
58,576.15	47,332.99	11,243.16	23.75%	5060316000 PL & PD INSURANCE PREMIUMS - G&	462,097.95	379,758.06	82,339.89	21.68%
0.00	0.00	0.00	0.00%	5060316200 PL & PD INSURANCE PREMIUMS - IT	0.00	0.00	0.00	0.00%
38,952.81	38,424.18	528.63	1.38%	5060416000 UNINSURED PL & PD PAYOUTS - G&A	305,579.93	323,574.02	-17,994.09	-5.56%
5,491.55	4,489.41	1,002.14	22.32%	5060816000 PREMIUMS-OTHER COPORATE INS.	43,932.40	35,836.28	8,096.12	22.59%
120,118.68	103,914.82	16,203.86	15.59%	5069999900 ** TOTAL CASUALTY & LIABILITY	907,244.47	837,901.61	69,342.86	8.28%
5070000000 ** TAXES								
0.00	0.00	0.00	0.00%	5070316000 PROPERTY TAXES	0.00	0.00	0.00	0.00%
0.00	312.50	-312.50	-100.00%	5070316400 PROPERTY TAXES - NON-REIMB	0.00	2,500.00	-2,500.00	-100.00%
346.00	654.00	-308.00	-47.09%	5070401000 VEHICLE LICENSING FEES - OPS	4,325.00	1,698.00	2,627.00	154.71%
0.00	0.00	0.00	0.00%	5070416000 VEHICLE LICENSING FEES - G&A	0.00	0.00	0.00	0.00%
4,304.95	2,843.01	1,461.94	51.42%	5070501000 FUEL TAX	25,814.85	22,240.12	3,574.73	16.07%
4,650.95	3,809.51	841.44	22.09%	5079999900 ** TOTAL TAXES	30,139.85	26,438.12	3,701.73	14.00%
5080100000 ** PURCHASED TRANSPORTATION								
0.00	0.00	0.00	0.00%	5080116000 CABS (Closed - See GL 5031216000)	0.00	0.00	0.00	0.00%
74,858.83	80,861.83	-6,003.00	-7.42%	5080216000 ADA CONTRACTS	598,869.64	646,894.64	-48,025.00	-7.42%
74,858.83	80,861.83	-6,003.00	-7.42%	5089999900 **TOTAL PURCHASED TRANSPORTA	598,869.64	646,894.64	-48,025.00	-7.42%
5090000000 ** MISCELLANEOUS EXPENSES								
4,152.24	4,610.91	-458.67	-9.95%	5090116000 DUES & SUBSCRIPTIONS - G&A	56,136.22	74,119.14	-17,982.92	-24.26%
437.50	0.00	437.50	100.00%	5090116400 DUES & SUBSCRIPTIONS - G&A - NO	3,500.01	0.00	3,500.01	100.00%
8,361.86	10,054.83	-1,692.97	-16.84%	5090216000 TRAVEL & MEETINGS - G&A	51,423.47	75,838.52	-24,415.05	-32.19%
332.50	0.00	332.50	100.00%	5090716000 BAD DEBT EXPENSE	332.50	0.00	332.50	100.00%
12,509.58	27,970.17	-15,460.59	-55.28%	5090816000 ADVERTISING EXPENSES - G&A	128,287.41	207,995.91	-79,708.50	-38.32%
0.00	0.00	0.00	0.00%	5090816200 ADVERTISING EXPENSES - IT	495.00	0.00	495.00	100.00%
0.00	0.00	0.00	0.00%	5090916000 TRUSTEE COMPENSATION	1,850.00	2,200.00	-350.00	-15.91%
32.36	0.00	32.36	100.00%	5091016000 POSTAGE	1,766.35	2,506.32	-739.97	-29.52%
0.00	0.00	0.00	0.00%	5091516000 LOSS/DISPOSAL FIXED ASSETS	0.00	0.00	0.00	0.00%
16,534.00	17,537.00	-1,003.00	-5.72%	5091616000 ADVERTISING SERVICES EXPENSE	119,051.06	164,017.83	-44,966.77	-27.42%
0.00	0.00	0.00	0.00%	5091716000 SUBSTANCE ABUSE PROGRAM	0.00	0.00	0.00	0.00%
0.00	525.03	-525.03	-100.00%	5099901000 OTHER MISC EXPENSES - OPS	4,328.99	5,198.54	-869.55	-16.73%

Champaign Urbana Mass Transit District Comparative History Report

From Fiscal Year: 2025 Period 8
Thru Fiscal Year: 2025 Period 8

Division: 00 Champaign Urbana Mass Transit District

As of: 2/28/2025

Feb-2025	Feb-2024	Variance	Var/Last Var %		Jul-2024 Feb-2025	Jul-2023 Feb-2024	Variance	Var/Last Var %
840.17	6,834.04	-5,993.87	-87.71%	5099904000 OTHER MISC EXPENSES - MAINT	8,733.39	24,860.22	-16,126.83	-64.87%
731.07	15,424.17	-14,693.10	-95.26%	5099916000 OTHER MISC EXPENSES - G&A	14,437.64	46,859.35	-32,421.71	-69.19%
73.27	893.14	-819.87	-91.80%	5099916200 OTHER MISC EXPENSES - IT	3,941.06	8,399.71	-4,458.65	-53.08%
0.00	0.00	0.00	0.00%	5099916300 OTHER MISC EXPENSES - IT - NON-R	4,886.98	0.00	4,886.98	100.00%
3,357.43	622.50	2,734.93	439.35%	5099916400 OTHER MISC EXPENSES - G&A - NON	20,618.83	6,393.53	14,225.30	222.50%
0.00	6,404.72	-6,404.72	-100.00%	5099926000 UNALLOCATED EXPENSES	0.00	6,404.72	-6,404.72	-100.00%
47,361.98	90,876.51	-43,514.53	-47.88%	5099999900 ** TOTAL MISCELLANEOUS EXPENS	419,788.91	624,793.79	-205,004.88	-32.81%
5110000000 ** INTEREST EXPENSES								
0.00	0.00	0.00	0.00%	5110116000 INTEREST - LONG-TERM DEBTS	0.00	0.00	0.00	0.00%
0.00	457.80	-457.80	-100.00%	5110216000 INTEREST - SHORT-TERM DEBTS	3,896.38	9,559.35	-5,662.97	-59.24%
0.00	0.00	0.00	0.00%	5110316000 INTEREST EXPENSE - LEASE & SBIT	0.00	0.00	0.00	0.00%
0.00	457.80	-457.80	-100.00%	5119999900 ** TOTAL INTEREST	3,896.38	9,559.35	-5,662.97	-59.24%
5120000000 ** LEASE & RENTALS								
19,545.87	22,710.57	-3,164.70	-13.93%	5120401000 PASSENGER REVENUE VEHICLES -	172,190.46	171,214.34	976.12	0.57%
7,197.78	3,325.38	3,872.40	116.45%	5120516000 SERVICE VEHICLE LEASES	38,220.24	27,309.08	10,911.16	39.95%
0.00	0.00	0.00	0.00%	5120704000 GARAGE EQUIPMENT LEASES - MAIN	0.00	0.00	0.00	0.00%
0.00	0.00	0.00	0.00%	5120901000 RADIO EQUIPMENT LEASES - OPS	0.00	0.00	0.00	0.00%
0.00	7,863.91	-7,863.91	-100.00%	5121216000 G&A FACILITIES LEASES	32,728.59	91,561.40	-58,832.81	-64.26%
87.59	1,141.34	-1,053.75	-92.33%	5121301000 MISC LEASES - OPS	613.13	1,738.72	-1,125.59	-64.74%
18,992.87	20,247.21	-1,254.34	-6.20%	5121304000 MISC LEASES - MAINT	153,202.25	159,413.86	-6,211.61	-3.90%
1,834.51	1,365.50	469.01	34.35%	5121316000 MISC LEASES - G&A	13,377.08	10,924.00	2,453.08	22.46%
70.08	68.28	1.80	2.64%	5121316200 MISC LEASES - IT	560.64	546.24	14.40	2.64%
0.00	0.00	0.00	0.00%	5121316300 MISC LEASES - IT - NON-REIMB	0.00	0.00	0.00	0.00%
0.00	0.00	0.00	0.00%	5121316400 MISC LEASES - G&A - NON-REIMB	2,100.00	0.00	2,100.00	100.00%
0.00	0.00	0.00	0.00%	5121399999 LEASES - GASB 87 CONTRA	0.00	0.00	0.00	0.00%
47,728.70	56,722.19	-8,993.49	-15.86%	5129999900 ** TOTAL LEASE & RENTALS	412,992.39	462,707.64	-49,715.25	-10.74%
5130000000 ** DEPRECIATION								
23,596.23	23,604.47	-8.24	-0.03%	5130201000 PASSENGER SHELTER DEPRECIATI	189,766.25	189,024.33	741.92	0.39%
558,071.48	348,420.75	209,650.73	60.17%	5130401000 REVENUE VEHICLE DEPRECIATION	4,317,909.30	3,051,924.65	1,265,984.65	41.48%
3,133.23	3,697.67	-564.44	-15.26%	5130516000 SERVICE VEHICLE DEPRECIATION	25,065.83	41,800.97	-16,735.14	-40.04%
16,255.09	5,904.07	10,351.02	175.32%	5130704000 GARAGE EQUIP DEPRECIATION	130,040.75	47,232.47	82,808.28	175.32%
1,977.15	2,694.50	-717.35	-26.62%	5130901000 REVENUE VEHICLE RADIO EQUIP DE	15,189.21	21,556.00	-6,366.79	-29.54%
15,087.39	9,366.53	5,720.86	61.08%	5131016000 COMPUTER EQUIP DEPRECIATION	129,392.35	75,305.37	54,086.98	71.82%
0.00	0.00	0.00	0.00%	5131116000 REVENUE COLLECTION EQUIP DEPR	0.00	0.00	0.00	0.00%

Champaign Urbana Mass Transit District Comparative History Report

From Fiscal Year: 2025 Period 8
Thru Fiscal Year: 2025 Period 8

Division: 00 Champaign Urbana Mass Transit District

As of: 2/28/2025

Feb-2025	Feb-2024	Variance	Var/Last Var %		Jul-2024 Feb-2025	Jul-2023 Feb-2024	Variance	Var/Last Var %
197,363.18	198,176.15	-812.97	-0.41%	5131216000 G&A FACILITIES DEPRECIATION	1,589,746.95	1,586,460.69	3,286.26	0.21%
1,415.46	5,273.84	-3,858.38	-73.16%	5131316000 G&A SYSTEM DEVELOPMENT DEPR	18,592.01	42,190.62	-23,598.61	-55.93%
8,224.85	253.57	7,971.28	> 999.99%	5131416000 MISCELLANEOUS EQUIP DEPR	65,798.81	2,028.55	63,770.26	> 999.99%
365.23	0.00	365.23	100.00%	5131516000 OFFICE EQUIP DEPRECIATION	2,921.81	0.00	2,921.81	100.00%
0.00	0.00	0.00	0.00%	5132016000 AMORTIZATION EXPENSE - LEASES	0.00	0.00	0.00	0.00%
0.00	0.00	0.00	0.00%	5132116000 AMORTIZATION EXPENSE - SUBSCRI	0.00	0.00	0.00	0.00%
825,489.29	597,391.55	228,097.74	38.18%	5139999900 ** TOTAL DEPRECIATION	6,484,423.27	5,057,523.65	1,426,899.62	28.21%
0.00	0.00	0.00	0.00%	5170116000 DEBT SERVICE ON EQUIPMENT & FA	0.00	0.00	0.00	0.00%
5,033,267.32	4,594,331.11	438,936.21	9.55%	5999990000 **** TOTAL EXPENSES ****	40,708,913.21	37,368,217.95	3,340,695.26	8.94%
711,269.67	2,687,446.45	-1,976,176.78	-73.53%	5999999800 NET SURPLUS (DEFICIT)	15,681,604.09	14,217,596.10	1,464,007.99	10.30%

Champaign-Urbana Mass Transit District
Accounts Payable Check Disbursement List
 BUSEY BANK OPERATING ACCOUNT

From Date: 02/1/2025 Thru Date: 02/28/2025

CheckNo	ReferenceDate	Reference	Payee	CheckAmount	C-CARTS Portion	MTD Portion	Voided
161918	05-Feb-25	A5085	AMERENIP	\$15,962.32		\$15,962.32	
161919	05-Feb-25	C0269	CANADIAN URBAN TRANSIT	\$2,242.33		\$2,242.33	
161920	05-Feb-25	C0364	CARLE PHYSICIAN GROUP	\$3,561.25		\$3,561.25	
161921	05-Feb-25	C2172	CMS/LGHP	\$611,663.00	\$8,208.00	\$603,455.00	
161922	05-Feb-25	C6263	COMCAST CABLE	\$1,024.62		\$1,024.62	
161923	05-Feb-25	C6274	CPM MANAGEMENT, LLC	\$1,526.28		\$1,526.28	
161924	05-Feb-25	D0271	DANVILLE MASS TRANSIT	\$1,827.00		\$1,827.00	
161925	05-Feb-25	G4290	GLOBAL INDUSTRIAL	\$874.09		\$874.09	
161926	05-Feb-25	G7345	GREGORY, INC.	\$1,272.68		\$1,272.68	
161927	05-Feb-25	I4790	ILLINOIS-AMERICAN WATER	\$1,860.15		\$1,860.15	
161928	05-Feb-25	I8235	I3 BROADBAND - CU	\$654.99		\$654.99	
161929	05-Feb-25	K8564	KURLAND STEEL COMPANY	\$480.00		\$480.00	
161930	05-Feb-25	L2096	SAM LEMAN CJDR CHAMPAIGN	\$174.08		\$174.08	
161931	05-Feb-25	L6446	LOWE'S	\$292.29		\$292.29	
161932	05-Feb-25	N0320	NAPA AUTO PARTS	\$76.98		\$76.98	
161933	05-Feb-25	N2295	THE NEWS GAZETTE	\$704.60		\$704.60	
161934	05-Feb-25	S2040	SECRETARY OF STATE	\$346.00		\$346.00	
161935	05-Feb-25	S2215	SOUTH PARK AUTOMOTIVE, LLC	\$357.48		\$357.48	
161936	05-Feb-25	S8031	STATE FIRE MARSHALL	\$3,240.00		\$3,240.00	
161937	05-Feb-25	S8061	STERICYCLE, INC.	\$199.64		\$199.64	
161938	05-Feb-25	U5180	UNITED PARCEL SERVICE	\$174.60		\$174.60	
161939	05-Feb-25	U5184	UPS SUPPLY CHAIN SOLUTIONS	\$4,666.26		\$4,666.26	
161940	05-Feb-25	U5996	UNIVERSITY OF ILLINOIS	\$433.00		\$433.00	
161941	05-Feb-25	U7355	U-C SANITARY DISTRICT	\$362.44		\$362.44	
161942	05-Feb-25	U7653	US BANK VENDOR SERVICES	\$1,922.04	\$170.15	\$1,751.89	
161943	05-Feb-25	V2233	VERIZON WIRELESS	\$360.10	\$360.10	\$0.00	
161944	05-Feb-25	Y6288	PAUL F. YOOS	\$4,161.00		\$4,161.00	
161945	12-Feb-25	A8007	AT & T	\$306.89		\$306.89	
161946	12-Feb-25	B0090	BAE SYSTEMS CONTROLS, INC.	\$17,118.11		\$17,118.11	
161947	12-Feb-25	C3094	CHARD, SNYDER & ASSOCIATES, LLC	\$702.00		\$702.00	
161948	12-Feb-25	C3512	CINTAS FIRST AID & SAFETY	\$109.01		\$109.01	
161949	12-Feb-25	D2210	DEPKE GASES & WELDING SUPPLIES	\$472.68		\$472.68	
161950	12-Feb-25	F3800	PHILIP FISCELLA	\$250.00		\$250.00	
161951	12-Feb-25	I4790	ILLINOIS-AMERICAN WATER	\$459.68		\$459.68	
161952	12-Feb-25	L8374	FRANK LUCENTE	\$31.75		\$31.75	
161953	12-Feb-25	M2179	MENARD'S	\$452.99		\$452.99	
161954	12-Feb-25	M3399	MIDWEST MAILING & SHIPPING SYSTEMS, INC.	\$32.36		\$32.36	
161955	12-Feb-25	N0320	NAPA AUTO PARTS	\$188.87		\$188.87	
161956	12-Feb-25	P2255	PETTY CASH (GENERAL FUND)	\$205.00		\$205.00	
161957	12-Feb-25	P6275	CHRIS POPOVICH	\$425.00		\$425.00	
161958	12-Feb-25	S2040	SECRETARY OF STATE	\$173.00		\$173.00	
161959	12-Feb-25	S9020	SYN-TECH SYSTEMS, INC.	\$1,197.50		\$1,197.50	
161960	12-Feb-25	T3063	THERMO KING MIDWEST, INC.	\$7,829.30		\$7,829.30	
161961	12-Feb-25	U7355	U-C SANITARY DISTRICT	\$5,388.45		\$5,388.45	
161962	12-Feb-25	U7357	CITY OF URBANA	\$4,366.41		\$4,366.41	
161963	12-Feb-25	V2233	VERIZON WIRELESS	\$346.43		\$346.43	
161964	19-Feb-25	A8012	AT&T	\$204.17		\$204.17	
161965	19-Feb-25	A8015	AT & T	\$1,842.12		\$1,842.12	
161966	19-Feb-25	B2230	BERNS, CLANCY & ASSOC. PC	\$9,600.00		\$9,600.00	
161967	19-Feb-25	C0365	CARLE PHYSICIAN GROUP	\$3,064.00	\$337.00	\$2,727.00	
161968	19-Feb-25	C6263	COMCAST CABLE	\$484.68		\$484.68	
161969	19-Feb-25	M3015	MH EQUIPMENT COMPANY	\$603.83		\$603.83	
161970	19-Feb-25	S0060	SAFEWORKS ILLINOIS	\$102.00	\$102.00	\$0.00	
161971	19-Feb-25	S2040	SECRETARY OF STATE	\$173.00		\$173.00	
161972	19-Feb-25	S6235	SOUTHERN BUS & MOBILITY INC	\$124.35		\$124.35	
161973	19-Feb-25	S6690	SPIRAL BINDING LLC	\$85.35		\$85.35	
161974	19-Feb-25	U5180	UNITED PARCEL SERVICE	\$749.97		\$749.97	
161975	26-Feb-25	A8007	AT & T	\$324.98		\$324.98	
161976	26-Feb-25	B0090	BAE SYSTEMS CONTROLS, INC.	\$15,267.02		\$15,267.02	
161977	26-Feb-25	C0374	VICTORIA CARRINGTON	\$20.24		\$20.24	
161978	26-Feb-25	C6263	COMCAST CABLE	\$307.03		\$307.03	
161979	26-Feb-25	D2210	DEPKE GASES & WELDING SUPPLIES	\$248.56		\$248.56	
161980	26-Feb-25	E2405	EFFINGHAM EQUITY	\$18,057.04		\$18,057.04	
161981	26-Feb-25	H1000	HDR ENGINEERING, INC.	\$2,938.14		\$2,938.14	
161982	26-Feb-25	I4790	ILLINOIS-AMERICAN WATER	\$846.78		\$846.78	
161983	26-Feb-25	M3374	MID ILLINOIS CONCRETE & EXCAVATION, INC.	\$214,695.00		\$214,695.00	

Champaign-Urbana Mass Transit District
Accounts Payable Check Disbursement List
 BUSEY BANK OPERATING ACCOUNT

From Date: 02/1/2025 Thru Date: 02/28/2025

CheckNo	ReferenceDate	Reference	Payee	CheckAmount	C-CARTS Portion	MTD Portion	Voided
161984	26-Feb-25	M9548	MYERS TIRE SUPPLY	\$175.10		\$175.10	
161985	26-Feb-25	N0320	NAPA AUTO PARTS	\$217.98		\$217.98	
161986	26-Feb-25	R0195	RAHN EQUIPMENT COMPANY	\$455.00		\$455.00	
161987	26-Feb-25	U5180	UNITED PARCEL SERVICE	\$158.68		\$158.68	
161988	26-Feb-25	U5996	UNIVERSITY OF ILLINOIS	\$433.00		\$433.00	
161989	26-Feb-25	U7355	U-C SANITARY DISTRICT	\$545.72		\$545.72	
161990	26-Feb-25	V2233	VERIZON WIRELESS	\$928.61	\$360.10	\$568.51	
1352025	03-Feb-25	D3100	DIVVY	\$18,081.00		\$18,081.00	
1362025	04-Feb-25	I4830	IMRF	\$1,118.59		\$1,118.59	
2032025	03-Feb-25	S8020	STANDARD INSURANCE COMPANY	\$2,674.42	\$51.94	\$2,622.48	
2042025	14-Feb-25	S8020	STANDARD INSURANCE COMPANY	\$6,129.25		\$6,129.25	
2112025	2/11/2025	A2487	AFLAC	\$10,452.48		\$10,452.48	
2122025	2/12/2025	I4830	IMRF	\$405,525.73		\$405,525.73	
2132025	2/12/2025	I4830	IMRF	\$6,983.91	\$4,592.16	\$2,391.75	
2142025	2/13/2025	U7359	URBANA MUNICIPAL EMPL. CREDIT UNION	\$48,194.00		\$48,194.00	
2152025	2/14/2025	I0025	VANTAGEPOINT TRANSFER AGENTS - 301281	\$15,387.63		\$15,387.63	
2162025	2/14/2025	I0025	VANTAGEPOINT TRANSFER AGENTS - 301281	\$15,062.72		\$15,062.72	
2172025	2/14/2025	I0025	VANTAGEPOINT TRANSFER AGENTS - 301281	\$9,529.30		\$9,529.30	
2182025	2/17/2025	D3100	DIVVY	\$20,078.10		\$20,078.10	
2192025	2/18/2025	C3560	CIRCLE K FLEET	\$9,569.60	\$9,555.24	\$14.36	
2202025	2/14/2025	I4830	IMRF	\$6,943.00		\$6,943.00	
2212025	2/17/2025	I4830	IMRF	\$8,459.27		\$8,459.27	
2242025	2/27/2025	I0025	VANTAGEPOINT TRANSFER AGENTS - 301281	\$14,630.47		\$14,630.47	
2252025	2/27/2025	I0025	VANTAGEPOINT TRANSFER AGENTS - 301281	\$9,519.30		\$9,519.30	
2272025	2/27/2025	U7359	URBANA MUNICIPAL EMPL. CREDIT UNION	\$46,266.54		\$46,266.54	
2282025	2/28/2025	I0025	VANTAGEPOINT TRANSFER AGENTS - 301281	\$14,826.44		\$14,826.44	
TOTAL				\$1,642,558.75	\$23,736.69	\$1,618,822.06	

Champaign Urbana Mass Transit District

Accounts Payable Check Disbursement List

Checking Account #: 011-8189-0

FLEX CHECKING-BUSEY BANK

From Date: 2/28/2025

Thru Date: 2/28/2025

Check #	Check Date	Ref #	Name	Amount	Voided
2282025	2/28/2025	F4640	FLEX-EMPLOYEE REIMB.	\$9,395.91	
			Total:	\$9,395.91	

**Champaign-Urbana Mass Transit District
Accounts Payable ACH Disbursement List
BUSEY BANK OPERATING ACCOUNT**

From Date: 02/1/2025 Thru Date: 02/28/2025

Pymt Type	Date	Reference	Payee	ACH Amount	C-CARTS Portion	MTD Portion
ACH	07-Feb-25	279458-A1934	ADVANCE AUTO PARTS	\$150.34		\$150.34
ACH	07-Feb-25	279458-A4650	LEARFIELD SUB, LLC	\$3,266.07		\$3,266.07
ACH	07-Feb-25	279458-A85755	AUTOMOTIVE COLOR & SUPPLY CORP	\$355.93		\$355.93
ACH	07-Feb-25	279458-A8590	AUVIK NETWORKS, INC.	\$6,072.00		\$6,072.00
ACH	07-Feb-25	279458-A9010	AWARDS LTD.	\$18.30		\$18.30
ACH	07-Feb-25	279458-B0060	BACON & VAN BUSKIRK	\$460.68		\$460.68
ACH	07-Feb-25	279458-C2165	CENTRAL ILLINOIS TRUCKS	\$1,484.16		\$1,484.16
ACH	07-Feb-25	279458-C3100	CHELSEA FINANCIAL GROUP, LTD.	\$45,543.81		\$45,543.81
ACH	07-Feb-25	279458-C3105	CHEMICAL MAINTENANCE, INC.	\$770.37		\$770.37
ACH	07-Feb-25	279458-C6258	COLUMBIA STREET ROASTERY	\$530.00		\$530.00
ACH	07-Feb-25	279458-C6299	CORNERSTONE GOVERNMENT AFFAIRS, INC.	\$4,500.00		\$4,500.00
ACH	07-Feb-25	279458-C8450	CU HARDWARE COMPANY	\$82.44		\$82.44
ACH	07-Feb-25	279458-D2012	DEAN'S GRAPHICS	\$15,005.00		\$15,005.00
ACH	07-Feb-25	279458-D2850	DEVELOPMENTAL SERVICES	\$42,126.00		\$42,126.00
ACH	07-Feb-25	279458-D8520	DUNCAN SUPPLY CO. INC.	\$251.52		\$251.52
ACH	07-Feb-25	279458-E3390	EIGHT 22, LLC	\$4,408.00		\$4,408.00
ACH	07-Feb-25	279458-E5950	LTD TECHNOLOGY SOLUTIONS, INC.	\$10,085.00		\$10,085.00
ACH	07-Feb-25	279458-F2186	FERTILIZER DEALER SUPPLY INC.	\$264.60		\$264.60
ACH	07-Feb-25	279458-F6367	FORD CITY	\$120.25		\$120.25
ACH	07-Feb-25	279458-G4293	GLOBAL TECHNICAL SYSTEMS, INC.	\$26,557.63		\$26,557.63
ACH	07-Feb-25	279458-G7308	GRAINGER	\$3,239.91		\$3,239.91
ACH	07-Feb-25	279458-H2235	HERITAGE PETROLEUM, LLC	\$17,422.94		\$17,422.94
ACH	07-Feb-25	279458-I4747	ILLINI FS, INC.	\$84.00		\$84.00
ACH	07-Feb-25	279458-I4841	ILLINOIS PUBLIC RISK FUND	\$36,161.00	\$596.00	\$35,565.00
ACH	07-Feb-25	279458-I5758	INIT INC.	\$296,335.49		\$296,335.49
ACH	07-Feb-25	279458-I5904	INTERSTATE BATTERIES	\$293.66		\$293.66
ACH	07-Feb-25	279458-J0320	JANITOR & MAINTENANCE SUPPLIES, INC.	\$22.82		\$22.82
ACH	07-Feb-25	279458-K2190	KEN'S OIL SERVICE, INC.	\$8,712.00		\$8,712.00
ACH	07-Feb-25	279458-K3515	KIMBALL MIDWEST	\$124.50		\$124.50
ACH	07-Feb-25	279458-K3575	KIRK'S AUTOMOTIVE	\$4,964.00		\$4,964.00
ACH	07-Feb-25	279458-L3511	LIQUID WASTE REMOVAL, INC.	\$383.50		\$383.50
ACH	07-Feb-25	279458-M1246	MCMMASTER-CARR SUPPLY CO.	\$235.44		\$235.44
ACH	07-Feb-25	279458-M34035	MIDWEST FIBER RECYCLING	\$304.94		\$304.94
ACH	07-Feb-25	279458-M3408	MIDWEST TRANSIT EQUIPMENT, INC.	\$3,611.35		\$3,611.35
ACH	07-Feb-25	279458-N2292	THE AFTERMARKET PARTS COMPANY, LLC.	\$14,933.57		\$14,933.57
ACH	07-Feb-25	279458-O7370	O'REILLY AUTOMOTIVE, INC.	\$2,032.21		\$2,032.21
ACH	07-Feb-25	279458-P0015	3PLAY MEDIA, INC	\$93.23		\$93.23
ACH	07-Feb-25	279458-Q8455	QUILL	\$585.71		\$585.71
ACH	07-Feb-25	279458-R0308	RAPID REPRODUCTIONS, INC.	\$323.00		\$323.00
ACH	07-Feb-25	279458-R2177	VIA TRANSPORTATION, IN.C	\$22,000.00		\$22,000.00
ACH	07-Feb-25	279458-R6120	ROGARDS OFFICE PRODUCTS	\$298.74		\$298.74
ACH	07-Feb-25	279458-S3086	SHERWIN-WILLIAMS	\$748.37		\$748.37
ACH	07-Feb-25	279458-S3100	SHI INTERNATIONAL CORP.	\$35.64		\$35.64
ACH	07-Feb-25	279458-S3115	DANIEL J. HARTMAN	\$1,446.00		\$1,446.00
ACH	07-Feb-25	279458-S6693	SPIREON, INC.	\$845.40		\$845.40
ACH	07-Feb-25	279458-T7300	AMERITRAN SERVICE CORP	\$14,922.00		\$14,922.00
ACH	07-Feb-25	279458-U5998	UNIVERSITY OF ILLINOIS	\$32,732.83		\$32,732.83
ACH	07-Feb-25	279458-X8300	XPO LOGISTICS FREIGHT, INC.	\$235.23		\$235.23

**Champaign-Urbana Mass Transit District
Accounts Payable ACH Disbursement List
BUSEY BANK OPERATING ACCOUNT**

From Date: 02/1/2025 Thru Date: 02/28/2025

Pymt Type	Date	Reference	Payee	ACH Amount	C-CARTS Portion	MTD Portion
ACH	14-Feb-25	279787-A85755	AUTOMOTIVE COLOR & SUPPLY CORP	\$1,135.98		\$1,135.98
ACH	14-Feb-25	279787-B3555	BIRKEY'S FARM STORE, INC.	\$2,382.21		\$2,382.21
ACH	14-Feb-25	279787-B43301	RICHARD W. BARNES	\$500.00		\$500.00
ACH	14-Feb-25	279787-B8050	BAKER TILLY US, LLP	\$400.00		\$400.00
ACH	14-Feb-25	279787-C0340	CARDINAL INFRASTRUCTURE, LLC	\$6,500.00		\$6,500.00
ACH	14-Feb-25	279787-C2159	CENTRAL STATES BUS SALES, INC.	\$576.78		\$576.78
ACH	14-Feb-25	279787-C2165	CENTRAL ILLINOIS TRUCKS	\$5,693.70		\$5,693.70
ACH	14-Feb-25	279787-C3052	CHAMPAIGN COUNTY REGIONAL PLANNING	\$807.04	\$807.04	\$0.00
ACH	14-Feb-25	279787-C3105	CHEMICAL MAINTENANCE, INC.	\$1,464.15		\$1,464.15
ACH	14-Feb-25	279787-C4588	CLEAN UNIFORM COMPANY	\$1,614.74		\$1,614.74
ACH	14-Feb-25	279787-D2012	DEAN'S GRAPHICS	\$13,560.00		\$13,560.00
ACH	14-Feb-25	279787-D2016	PAUL DEBEVEC	\$200.00		\$200.00
ACH	14-Feb-25	279787-D2123	TOMAS DELGADO	\$150.00		\$150.00
ACH	14-Feb-25	279787-D2126	DELL MARKETING LP	\$3,381.83		\$3,381.83
ACH	14-Feb-25	279787-D2250	DELTA SAFETY SERVICES	\$700.00		\$700.00
ACH	14-Feb-25	279787-D8587	DUST & SON OF CHAMPAIGN COUNTY, INC	\$521.45		\$521.45
ACH	14-Feb-25	279787-F6367	FORD CITY	\$226.44		\$226.44
ACH	14-Feb-25	279787-F7420	H. GEORGE FRIEDMAN JR.	\$250.00		\$250.00
ACH	14-Feb-25	279787-G4293	GLOBAL TECHNICAL SYSTEMS, INC.	\$7,156.50		\$7,156.50
ACH	14-Feb-25	279787-G7308	GRAINGER	\$81.83		\$81.83
ACH	14-Feb-25	279787-G7375	GRIMCO, INC	\$56.65		\$56.65
ACH	14-Feb-25	279787-H2235	HERITAGE PETROLEUM, LLC	\$18,005.31		\$18,005.31
ACH	14-Feb-25	279787-H3564	HIRERIGHT GIS INTERMEDIATE CORP, INC.	\$1,325.45	\$359.20	\$966.25
ACH	14-Feb-25	279787-H6260	ILLINOIS POWER MARKING CO	\$1,768.93		\$1,768.93
ACH	14-Feb-25	279787-J0320	JANITOR & MAINTENANCE SUPPLIES, INC.	\$196.07		\$196.07
ACH	14-Feb-25	279787-J5550	JM TEST SYSTEMS, LLC	\$513.28		\$513.28
ACH	14-Feb-25	279787-J6136	JOHNSON CONTROLS FIRE PROTECTION LP	\$4,908.68		\$4,908.68
ACH	14-Feb-25	279787-K2166	KEMPER INDUSTRIAL EQUIP.	\$517.50		\$517.50
ACH	14-Feb-25	279787-K2190	KEN'S OIL SERVICE, INC.	\$25,860.46		\$25,860.46
ACH	14-Feb-25	279787-K6269	KONE INC.	\$4,870.92		\$4,870.92
ACH	14-Feb-25	279787-L2005	DONALD DAVID OWEN	\$3,825.00		\$3,825.00
ACH	14-Feb-25	279787-M0350	MANSFIELD POWER & GAS LLC	\$25,993.92		\$25,993.92
ACH	14-Feb-25	279787-M0377	MARTIN ONE SOURCE	\$16,312.73		\$16,312.73
ACH	14-Feb-25	279787-N2290	NEW FLYER INDUSTRIES	\$317,329.64		\$317,329.64
ACH	14-Feb-25	279787-N2292	THE AFTERMARKET PARTS COMPANY, LLC.	\$27,863.73		\$27,863.73
ACH	14-Feb-25	279787-N6450	ALAN NUDO	\$450.00		\$450.00
ACH	14-Feb-25	279787-O7370	O'REILLY AUTOMOTIVE, INC.	\$120.82		\$120.82
ACH	14-Feb-25	279787-O7450	ORKIN EXTERMINATING CO.	\$1,054.98		\$1,054.98
ACH	14-Feb-25	279787-P4525	NORMA MCFARLAND	\$476.92		\$476.92
ACH	14-Feb-25	279787-Q8455	QUILL	\$190.74		\$190.74
ACH	14-Feb-25	279787-S0078	SAFETY-KLEEN CORP.	\$7,358.59		\$7,358.59
ACH	14-Feb-25	279787-S1156	SCHOONOVER SEWER SERVICE	\$165.00		\$165.00
ACH	14-Feb-25	279787-S3086	SHERWIN-WILLIAMS	\$922.44		\$922.44
ACH	14-Feb-25	279787-S3115	DANIEL J. HARTMAN	\$1,084.00		\$1,084.00
ACH	14-Feb-25	279787-S6814	SPORTWORKS NW, INC.	\$13,487.20		\$13,487.20
ACH	14-Feb-25	279787-T2064	TEE JAY CENTRAL, INC.	\$1,156.00		\$1,156.00
ACH	14-Feb-25	279787-T2225	TERMINAL SUPPLY COMPANY	\$340.00		\$340.00
ACH	14-Feb-25	279787-T7420	TRILLIUM TRANSPORTATION FUELS, LLC	\$9,750.00		\$9,750.00

**Champaign-Urbana Mass Transit District
Accounts Payable ACH Disbursement List
BUSEY BANK OPERATING ACCOUNT**

From Date: 02/1/2025 Thru Date: 02/28/2025

Pymt Type	Date	Reference	Payee	ACH Amount	C-CARTS Portion	MTD Portion
ACH	14-Feb-25	279787-T9069	TWILIO INC	\$1,027.81		\$1,027.81
ACH	14-Feb-25	279787-T9072	TWIN CITY INDUSTRIAL RUBBER, INC.	\$52.79		\$52.79
ACH	14-Feb-25	279787-U4850	MOHAMMAD SHARIF ULLAH	\$50.00		\$50.00
ACH	14-Feb-25	279787-V3370	VIA TRANSPORTATION, INC.	\$3,154.24		\$3,154.24
ACH	21-Feb-25	280085-A1934	ADVANCE AUTO PARTS	\$3.17		\$3.17
ACH	21-Feb-25	280085-A4804	ALPHA CONTROLS & SERVICES LLC	\$566.02		\$566.02
ACH	21-Feb-25	280085-B0060	BACON & VAN BUSKIRK	\$274.80		\$274.80
ACH	21-Feb-25	280085-C0275	CCMSI	\$35.00		\$35.00
ACH	21-Feb-25	280085-C2165	CENTRAL ILLINOIS TRUCKS	\$423.67		\$423.67
ACH	21-Feb-25	280085-C3105	CHEMICAL MAINTENANCE, INC.	\$1,922.57		\$1,922.57
ACH	21-Feb-25	280085-C4511	CLARKE POWER SERVICES, INC.	\$323.96		\$323.96
ACH	21-Feb-25	280085-C4588	CLEAN UNIFORM COMPANY	\$821.27		\$821.27
ACH	21-Feb-25	280085-D0426	DAVIS-HOUK MECHANICAL, INC	\$1,207.00		\$1,207.00
ACH	21-Feb-25	280085-D3590	DISH PASSIONATE CUISINE	\$60.00		\$60.00
ACH	21-Feb-25	280085-E0368	EAST PENN MANUFACTURING CO.	\$1,507.68		\$1,507.68
ACH	21-Feb-25	280085-G7375	GRIMCO, INC	\$3,740.97		\$3,740.97
ACH	21-Feb-25	280085-H6260	ILLINOIS POWER MARKING CO	\$6,454.80		\$6,454.80
ACH	21-Feb-25	280085-I4750	ILLINI FIRE EQUIPMENT CO.	\$30.00		\$30.00
ACH	21-Feb-25	280085-I5904	INTERSTATE BATTERIES	\$587.32		\$587.32
ACH	21-Feb-25	280085-J0320	JANITOR & MAINTENANCE SUPPLIES, INC.	\$91.75		\$91.75
ACH	21-Feb-25	280085-J8850	JX ENTERPRISES, INC.	\$429.95		\$429.95
ACH	21-Feb-25	280085-K2190	KEN'S OIL SERVICE, INC.	\$20,129.36		\$20,129.36
ACH	21-Feb-25	280085-K6269	KONE INC.	\$1,363.85		\$1,363.85
ACH	21-Feb-25	280085-L6285	LOOMIS ARMoured US, LLC	\$230.57		\$230.57
ACH	21-Feb-25	280085-L8525	LUMINATOR TECHNOLOGY GROUP GLOBAL, INC.	\$5,070.00		\$5,070.00
ACH	21-Feb-25	280085-M1246	MCMaster-CARR SUPPLY CO.	\$1,162.29		\$1,162.29
ACH	21-Feb-25	280085-M2310	MEYER CAPEL	\$1,526.00		\$1,526.00
ACH	21-Feb-25	280085-M3408	MIDWEST TRANSIT EQUIPMENT, INC.	\$114.98		\$114.98
ACH	21-Feb-25	280085-M6334	MORGAN DISTRIBUTING, INC.	\$19,436.40		\$19,436.40
ACH	21-Feb-25	280085-N2290	NEW FLYER INDUSTRIES	\$158,664.82		\$158,664.82
ACH	21-Feb-25	280085-N2292	THE AFTERMARKET PARTS COMPANY, LLC.	\$5,871.42		\$5,871.42
ACH	21-Feb-25	280085-O7370	O'REILLY AUTOMOTIVE, INC.	\$781.29		\$781.29
ACH	21-Feb-25	280085-R6120	ROGARDS OFFICE PRODUCTS	\$147.62		\$147.62
ACH	21-Feb-25	280085-S1156	SCHOONOVER SEWER SERVICE	\$185.00		\$185.00
ACH	21-Feb-25	280085-S2046	SECURITAS ELECTRONIC SECURITY INC.	\$49.51		\$49.51
ACH	21-Feb-25	280085-S3115	DANIEL J. HARTMAN	\$690.00		\$690.00
ACH	21-Feb-25	280085-S5192	S.J. SMITH WELDING SUPPLY	\$93.93		\$93.93
ACH	21-Feb-25	280085-S6693	SPIREON, INC.	\$55.95		\$55.95
ACH	21-Feb-25	280085-T9072	TWIN CITY INDUSTRIAL RUBBER, INC.	\$15.80		\$15.80
ACH	21-Feb-25	280085-U7385	URBANA TRUE TIRES	\$1,700.00		\$1,700.00
ACH	26-Feb-25	280339-N2290	NEW FLYER INDUSTRIES	\$158,664.82		\$158,664.82
ACH	28-Feb-25	280373-A1934	ADVANCE AUTO PARTS	\$35.44		\$35.44
ACH	28-Feb-25	280373-B0060	BACON & VAN BUSKIRK	\$1,020.00		\$1,020.00
ACH	28-Feb-25	280373-B3555	BIRKEY'S FARM STORE, INC.	\$1,502.90		\$1,502.90
ACH	28-Feb-25	280373-C2165	CENTRAL ILLINOIS TRUCKS	\$1,863.74		\$1,863.74
ACH	28-Feb-25	280373-C4588	CLEAN UNIFORM COMPANY	\$824.90		\$824.90
ACH	28-Feb-25	280373-D0423	DAVE & HARRY LOCKSMITHS	\$2,373.00		\$2,373.00
ACH	28-Feb-25	280373-D2012	DEAN'S GRAPHICS	\$1,485.00		\$1,485.00

**Champaign-Urbana Mass Transit District
Accounts Payable ACH Disbursement List
BUSEY BANK OPERATING ACCOUNT**

From Date: 02/1/2025 Thru Date: 02/28/2025

Pymt Type	Date	Reference	Payee	ACH Amount	C-CARTS Portion	MTD Portion
ACH	28-Feb-25	280373-D7700	DS SERVICES OF AMERICA, INC.	\$10.50		\$10.50
ACH	28-Feb-25	280373-F6367	FORD CITY	\$932.12		\$932.12
ACH	28-Feb-25	280373-G2287	GFL ENVIRONMENTAL HOLDINGS (US), INC	\$92.27		\$92.27
ACH	28-Feb-25	280373-G7308	GRAINGER	\$556.59		\$556.59
ACH	28-Feb-25	280373-I4750	ILLINI FIRE EQUIPMENT CO.	\$723.50		\$723.50
ACH	28-Feb-25	280373-I4770	ILLINI PLASTICS SUPPLY	\$472.88		\$472.88
ACH	28-Feb-25	280373-I5614	CENAGE LEARNING INC.	\$2,398.00		\$2,398.00
ACH	28-Feb-25	280373-J0320	JANITOR & MAINTENANCE SUPPLIES, INC.	\$233.09		\$233.09
ACH	28-Feb-25	280373-J6136	JOHNSON CONTROLS FIRE PROTECTION LP	\$4,284.10		\$4,284.10
ACH	28-Feb-25	280373-J8850	JX ENTERPRISES, INC.	\$7,579.08		\$7,579.08
ACH	28-Feb-25	280373-K2166	KEMPER INDUSTRIAL EQUIP.	\$170.00		\$170.00
ACH	28-Feb-25	280373-K2190	KEN'S OIL SERVICE, INC.	\$6,144.33		\$6,144.33
ACH	28-Feb-25	280373-M1246	MCMASTER-CARR SUPPLY CO.	\$667.56		\$667.56
ACH	28-Feb-25	280373-M1269	MCS OFFICE TECHNOLOGIES	\$600.00		\$600.00
ACH	28-Feb-25	280373-M2179	MENARD-INC.	\$431.26		\$431.26
ACH	28-Feb-25	280373-M6334	MORGAN DISTRIBUTING, INC.	\$19,208.19		\$19,208.19
ACH	28-Feb-25	280373-N2292	THE AFTERMARKET PARTS COMPANY, LLC.	\$22,349.30		\$22,349.30
ACH	28-Feb-25	280373-O7370	O'REILLY AUTOMOTIVE, INC.	\$249.32		\$249.32
ACH	28-Feb-25	280373-P3600	PIVOT ENERGY, INC	\$1,396.73		\$1,396.73
ACH	28-Feb-25	280373-R6000	ROBBINS, SCHWARTZ, NICHOLAS, LIFTON & TA	\$3,149.80		\$3,149.80
ACH	28-Feb-25	280373-R6120	ROGARDS OFFICE PRODUCTS	\$10.70		\$10.70
ACH	28-Feb-25	280373-S0060	SAFEWORKS ILLINOIS	\$102.00		\$102.00
ACH	28-Feb-25	280373-S1156	SCHOONOVER SEWER SERVICE	\$225.00		\$225.00
ACH	28-Feb-25	280373-S3115	DANIEL J. HARTMAN	\$963.00		\$963.00
ACH	28-Feb-25	280373-S8188	STREETMETRICS, INC.	\$1,500.00		\$1,500.00
ACH	28-Feb-25	280373-T7299	9280-0366 QUEBEC INC.	\$5,220.83		\$5,220.83
ACH	28-Feb-25	280373-X8300	XPO LOGISTICS FREIGHT, INC.	\$149.05		\$149.05
			TOTAL	\$1,646,029.75	\$1,762.24	\$1,644,267.51

MTD - Bank & Investment Balances

Financial Institution	Bank Bal @ 02/28/25	Interest Rate	Maturity
Busey Bank			
Payroll	\$5,000.00	-	-
Illinois Terminal - Square POS	\$174,503.45	-	-
Operating	\$350,000.00	-	-
C-CARTS	\$155,454.21	-	-
Sec 125 Flexible Spending Plan	\$73,692.74	-	-
ATM	\$23,502.32	-	-
Money Market	\$26,048,994.04	3.66%	-
First Mid Bank	\$14,085,344.01	4.59%	-
Prospect Bank			
MuniWise	\$1,006.47	2.00%	-
MuniWise Flex	\$9,937,816.05	3.16%	-
Total	<u>\$50,855,313.29</u>		

MTD - Capital Reserve, Restricted, & Operating @ 02/28/25

Capital Reserve -Budgeted (FY25 Capital Budget)	\$25,311,500.00
Capital Reserve -Unbudgeted	\$21,783,106.10
Operating	\$3,760,707.19
Total	<u>\$50,855,313.29</u>

ORDINANCE NO. 2025 - 1

AN ORDINANCE ANNEXING CERTAIN TERRITORY

WHEREAS, the territory herein described below is contiguous to the Champaign-Urbana Mass Transit District, and is wholly within the corporate limits of the City of Urbana, Illinois, and is not a part of another local mass transit district, and is not classified as farmland for assessment purposes pursuant to the Revenue Act of 1939; and

WHEREAS, the Board of Trustees held a public hearing on the 18th day of March, 2025 at 4:00 p.m. at First Baptist Church, 3311 South Philo Road, Urbana, Illinois, to consider the annexation of the territory described herein below; and

WHEREAS, the Board of Trustees caused to be published a Notice of Public Hearing in a newspaper of general circulation in Champaign County, Illinois, which said Notice was published on the 10th day of February, 2025, the 25th day of February, 2025, and the 7th day of March, 2025 in the Champaign-Urbana News-Gazette, all of which is more fully set forth in the Certificate of Publication attached hereto as "Attachment 1".

NOW, THEREFORE, BE IT ORDAINED BY THE BOARD OF TRUSTEES OF THE CHAMPAIGN-URBANA MASS TRANSIT DISTRICT OF URBANA, ILLINOIS AS FOLLOWS:

SECTION 1: That the Board of Trustees finds that the facts recited above are true and are herein adopted by the Board as part of this Ordinance as fully as if such were set forth herein.

SECTION 2: That the following described territory is hereby annexed to the Champaign-Urbana Mass Transit District effective immediately upon the passage of this Ordinance:

FINAL PLAT OF SOUTH RIDGE VIII SUBDIVISION, AN ADDITION TO THE CITY OF URBANA, CHAMPAIGN COUNTY, ILLINOIS, A PART OF THE SOUTHEAST QUARTER OF SECTION 28, TOWNSHIP 19 NORTH, RANGE 9 EAST OF THE THIRD PRINCIPAL MERIDIAN, CHAMPAIGN COUNTY, ILLINOIS, RECORDED AS DOCUMENT 2021R18066, IN THE OFFICE OF THE CHAMPAIGN COUNTY RECORDER.

AND ALSO:

FINAL PLAT OF SOUTH RIDGE IX SUBDIVISION, AN ADDITION TO THE CITY OF URBANA, CHAMPAIGN COUNTY, ILLINOIS, A PART OF THE SOUTHEAST QUARTER OF SECTION 28, TOWNSHIP 19 NORTH, RANGE 9 EAST OF THE THIRD PRINCIPAL MERIDIAN, CHAMPAIGN COUNTY, ILLINOIS, RECORDED AS DOCUMENT 2022R22442, IN THE OFFICE OF THE CHAMPAIGN COUNTY RECORDER.

AND ALSO:

ALL THAT PART OF THE PUBLIC ROAD RIGHT-OF-WAY KNOWN AS PHILO ROAD LYING EAST OF THE EAST LINE, SOUTHEAST QUARTER OF SECTION 28, TOWNSHIP 19 NORTH, RANGE 9 EAST OF THE THIRD PRINCIPAL MERIDIAN, ADJOINING THE ABOVE SOUTH RIDGE SUBDIVISION IX TRACT.

AND ALSO:

LOT 1 AND LOT 2 OF FINAL PLAT OF FIRST BAPTIST CHURCH SUBDIVISION, AN ADDITION TO THE CITY OF URBANA, CHAMPAIGN COUNTY, ILLINOIS, A PART OF THE SOUTHWEST QUARTER OF SECTION 28, TOWNSHIP 19 NORTH, RANGE 9 EAST OF THE THIRD PRINCIPAL MERIDIAN, CHAMPAIGN COUNTY, ILLINOIS, RECORDED AS DOCUMENT 2005R13236, IN THE OFFICE OF THE CHAMPAIGN COUNTY RECORDER.

AND ALSO:

ALL THAT PART OF THE PUBLIC ROAD RIGHT- OF- WAY KNOWN AS PHILO ROAD, ADJOINING THE ABOVE DESCRIBED “FIRST BAPTIST CHURCH SUBDIVISION” TRACT LYING WEST OF THE EAST LINE, SOUTHWEST QUARTER OF SECTION 28, TOWNSHIP 19 NORTH, RANGE 9 EAST OF THE THIRD PRINCIPAL MERIDIAN.

SECTION 3: That the Secretary of the Board of Trustees is directed to record a certified copy of this Ordinance with the County Clerk of Champaign County, Illinois and with the Recorder of Champaign County, Illinois.

ADOPTED this 26th day of March 2025, pursuant to a roll call vote

as

follows:

AYES:_____

NAYS:_____

ABSTENTION:_____

Dick Barnes, Chair
Champaign-Urbana Mass Transit District
Board of Trustees

ATTEST:

Katie M. Good, Secretary