



Board of Trustees Meeting Agenda

Champaign-Urbana Mass Transit District (MTD)

Wednesday, May 27, 2026 – 3:00 pm

Illinois Terminal, North Banquet Room, 4th floor – 45 East University Avenue, Champaign

Board Members

Board of Trustees

- Dick Barnes – Chair
- Laura Bleill
- Mark Brown
- Phil Fiscella
- George Friedman
- Alan Nudo – Vice Chair
- Sharif Ullah

Advisory Board

- Caitlin Kelly
- Jamie Singson

Agenda

1. Call to Order
2. Roll Call
3. Approval of Agenda
4. Audience Participation
5. Approval of Minutes
 - a. Board Meeting (Open Session) – April 29, 2026 1-6
6. Communications
7. Reports
 - a. Managing Director
 - i. Operating Notes 7-9
 - ii. Ridership Data 10-11
 - iii. Route Performance 12-15
 - iv. District Operating Revenue/Expenses 16
 - v. Statistical Summary 17
 - vi. April 2026 Financial Reports Memo 18
 - vii. Comparative History 19-29
 - viii. Accounts Payable/Check Disbursements 30-37
 - ix. Bank & Investment Balances 38
 - b. FY2027 Draft Budget 39-45
8. Action Items
 - a. City of Urbana Letter of Support – Enterprise Zone
Technical Correction 46-48
 - b. Enterprise Asset Management (EAM) Software & Implementation
Services Contract 49-57
 - c. Resolution 2026-9 – Low or No Emission Grant for the Purchase of
Eight 40 Foot Diesel-Electric Hybrid Electric Buses 58-61
 - d. Resolution 2026-10 – Bus and Bus Facilities Grant for Construction
of a Maintenance Annex in Urbana 62-65
 - e. Resolution 2026-11 – Bus and Bus Facilities Grant for Construction
of a Bus Transfer Center in Urbana 66-69

9. Next Meeting

- a.** Annexation Public Hearing – Monday, June 22, 2026 – 5:00 pm – at Curtis Road Church of God – 2406 Curtis Road, Champaign
- b.** Regular Board of Trustees Meeting and Public Hearing on the FY2027 Budget & Appropriation Ordinance: Wednesday, June 24, 2026 – 3:00 pm – at Illinois Terminal, 45 East University Avenue, Champaign.

10. Adjournment

Champaign-Urbana Mass Transit District strives to provide an environment welcoming to all persons. Please call Katie Good at 217.384.8188 to request special accommodations **at least 2 business days in advance.**



Board of Trustees Meeting Minutes

1 Champaign-Urbana Mass Transit District (MTD)
2 Wednesday, April 29, 2026 - 3:00 p.m.
3 Illinois Terminal, North Banquet Room, 4th floor - 45 East University Avenue, Champaign
4 **Subject to Review and Approval** | Recording available at youtube.com/@RideMTD
5

6 Attendance

7 Board of Trustees

Present

Dick Barnes - Chair

Laura Bleill

Mark Brown

Phil Fiscella

George Friedman

Alan Nudo - Vice Chair

Absent

Sharif Ullah

8 Advisory Board

Present

Absent

Grayson Hodson

Jamie Singson

9 MTD Staff

10 Amy Snyder (Deputy Managing Director), Katie Good (Executive Assistant and Clerk), Ashlee McLaughlin
11 (External Affairs Director), Michelle Wright (Finance Director), Ryan Blackman (Technology Services
12 Director), Jay Rank (Operations Director), Josh Berbaum (Maintenance & Facilities Director), Brendan
13 Sennett (Safety & Training Director), Jacinda Crawmer (Human Resources Director) and Alyx Parker (MTD
14 Corporate Counsel)

15 Others Present

16 None

Minutes

1. Call to Order

Chair Barnes called the meeting to order at 3:00 p.m.

2. Roll Call

Present (6) – Barnes, Bleill, Brown, Fiscella, Friedman, Nudo

Absent (1) - Ullah

The Clerk declared that a quorum was present.

3. Approval of Agenda

MOTION by Mr. Fiscella to approve the agenda as distributed; seconded by Mr. Friedman. Upon vote, the MOTION CARRIED.

4. Audience Participation

None

5. Approval of Minutes

A. Board Meeting (Open Session) – March 25, 2026

MOTION by Mr. Fiscella to approve the open session minutes of the March 25, 2026, MTD Board meeting as distributed; seconded by Mr. Friedman. Upon vote, the MOTION CARRIED.

B. Board Meeting (Closed Session) – March 25, 2026

MOTION by Mr. Fiscella to approve the closed session minutes of the March 25, 2026, MTD Board meeting as distributed; seconded by Mr. Friedman. Upon vote, the MOTION CARRIED.

6. Communications

None

7. Reports

A. Managing Director

Amy Snyder, Deputy Managing Director, reviewed statistics for March 2026. March 2026 ridership was up 6.03% compared to March 2025. Year-to-date ridership for FY2026 was up 4.05% compared to FY2025.

February 2026 operating revenue was 2.0% below March 2025. Ms. Snyder stated the chief reason for this is due to a reduction in investment income. Year-to-date operating revenue was 0.20% above FY2025. Monthly operating expenses were up 4.5% from FY2025. Year-to-date operating expenses were up 3.10% from FY2025. March 2026 operating revenue was \$1,663,767 above budget and operating expenses were \$3,497,460 below budget.

1 **8. Action Items**

2 **A. Ordinance 2026-8 – An Ordinance Repealing Ordinance 2026-5**

3 Ms. Snyder noted action items A, B, and C are repealing annexation ordinances that were passed at the
4 March Board of Trustees meeting due to an amendment to the Open Meetings Act that took effect January
5 1, 2026, that MTD staff were unaware of.

6 MOTION by Mr. Fiscella to approve Ordinance 2026 -8; seconded by Mr. Nudo.

7 Roll Call:

8 Aye (6)– Bleill, Brown, Fiscella, Friedman, Nudo, Barnes

9 Nay (0)

10 Abstain (0)

11 The MOTION CARRIED

12 **B. Ordinance 2026-9 – An Ordinance Repealing Ordinance 2026-6**

13 MOTION by Mr. Fiscella to approve Ordinance 2026-9; seconded by Mr. Brown.

14 Roll Call:

15 Aye (6)– Bleill, Brown, Fiscella, Friedman, Nudo, Barnes

16 Nay (0)

17 Abstain (0)

18 The MOTION CARRIED

19 **C. Ordinance 2026-10 – An Ordinance Repealing Ordinance 2026-7**

20 MOTION by Mr. Fiscella to approve Ordinance 2026-10; seconded by Ms. Bleill.

21 Roll Call:

22 Aye (6)– Bleill, Brown, Fiscella, Friedman, Nudo, Barnes

23 Nay (0)

24 Abstain (0)

25 The MOTION CARRIED

26 **D. Resolution 2026-6 – Setting a Public Hearing for an Annexation of**
27 **Cherry Hills**

28 MOTION by Mr. Fiscella to approve Resolution 2026-6; seconded by Ms. Bleill.

29 Roll Call:

30 Aye (6)– Bleill, Brown, Fiscella, Friedman, Nudo, Barnes

31 Nay (0)

32 Abstain (0)

33 The MOTION CARRIED

34 **E. Resolution 2026-7 – Setting a Public Hearing for an Annexation of**
35 **Illinois Power-Ameren Services Tract**

36 MOTION by Mr. Friedman to approve Resolution 2026-7; seconded by Mr. Fiscella.

1 Roll Call:
2 Aye (6)– Bleill, Brown, Fiscella, Friedman, Nudo, Barnes
3 Nay (0)
4 Abstain (0)

5 The MOTION CARRIED

6 **F. Resolution 2026-8 – Setting a Public Hearing for an Annexation of**
7 **Liberty on the Lake Subdivision**

8 MOTION by Mr. Fiscella to approve Resolution 2026-8; seconded by Ms. Bleill.

9 Roll Call:
10 Aye (6)– Bleill, Brown, Fiscella, Friedman, Nudo, Barnes
11 Nay (0)
12 Abstain (0)

13 The MOTION CARRIED

14 **G. Developmental Services Center (DSC) Annual Agreement**

15 Ms. Snyder noted this annual agreement allows DSC to provide paratransit services with expert care to
16 their clients while being able to participate in the Downstate Operating Assistance Grant through their
17 relationship with MTD.

18 MOTION by Mr. Fiscella to approve the Developmental Service Center (DSC) Annual Agreement; seconded
19 by Ms. Bleill.

20 Roll Call:
21 Aye (6)– Bleill, Brown, Fiscella, Friedman, Nudo, Barnes
22 Nay (0)
23 Abstain (0)

24 The MOTION CARRIED

25 **H. District #116 Transportation Agreement Renewal**

26 MOTION by Mr. Fiscella to approve the 2026-2027 Urbana School District #116 Transportation Agreement
27 Renewal; seconded by Ms. Bleill.

28 Roll Call:
29 Aye (6)– Bleill, Brown, Fiscella, Friedman, Nudo, Barnes
30 Nay (0)
31 Abstain (0)

32 The MOTION CARRIED

33 **I. Unit 4 Transportation Agreement Renewal**

34 MOTION by Mr. Friedman to approve the 2026-2027 Champaign School District Unit 4 Transportation
35 Agreement Renewal; seconded by Mr. Fiscella.

36 Roll Call:
37 Aye (6)– Bleill, Brown, Fiscella, Friedman, Nudo, Barnes

1 Nay (0)
2 Abstain (0)

3 The MOTION CARRIED

4 **J. Wayside Sign Replacement**

5 Ms. Snyder was joined by Ryan Blackman, Technology Services Director. Mr. Blackman provided an
6 overview of the current wayside signs and the proposed replacement signs.

7 MOTION by Mr. Friedman to approve the Wayside Sign Replacement; seconded by Ms. Bleill.

8 Roll Call:
9 Aye (6)– Bleill, Brown, Fiscella, Friedman, Nudo, Barnes
10 Nay (0)
11 Abstain (0)

12 The MOTION CARRIED

13 **K. Annual Update to the Public Transportation Agency Safety Plan** 14 **(PTASP)**

15 Ms. Snyder was joined by Brendan Sennett, Safety & Training Director. Mr. Sennett provided an overview
16 of the PTASP document and the proposed revisions for this year.

17 MOTION by Mr. Fiscella to approve the Annual Update to the Public Transportation Agency Safety Plan
18 (PTASP); seconded by Ms. Bleill.

19 Roll Call:
20 Aye (6)– Bleill, Brown, Fiscella, Friedman, Nudo, Barnes
21 Nay (0)
22 Abstain (0)

23 The MOTION CARRIED

24 **9. Next Meeting**

25 Regular Board of Trustees Meeting – Wednesday, May 27, 2026 – 3:00 p.m. - at Illinois Terminal, 45 E
26 University Ave, Champaign.

27 **10. Adjournment**


28 MOTION by Mr. Friedman to adjourn, seconded by Mr. Fiscella.

29 Mr. Barnes adjourned the meeting at 3:29 p.m.

30 Clerk

1 Approved:

2 Board of Trustees, Chair

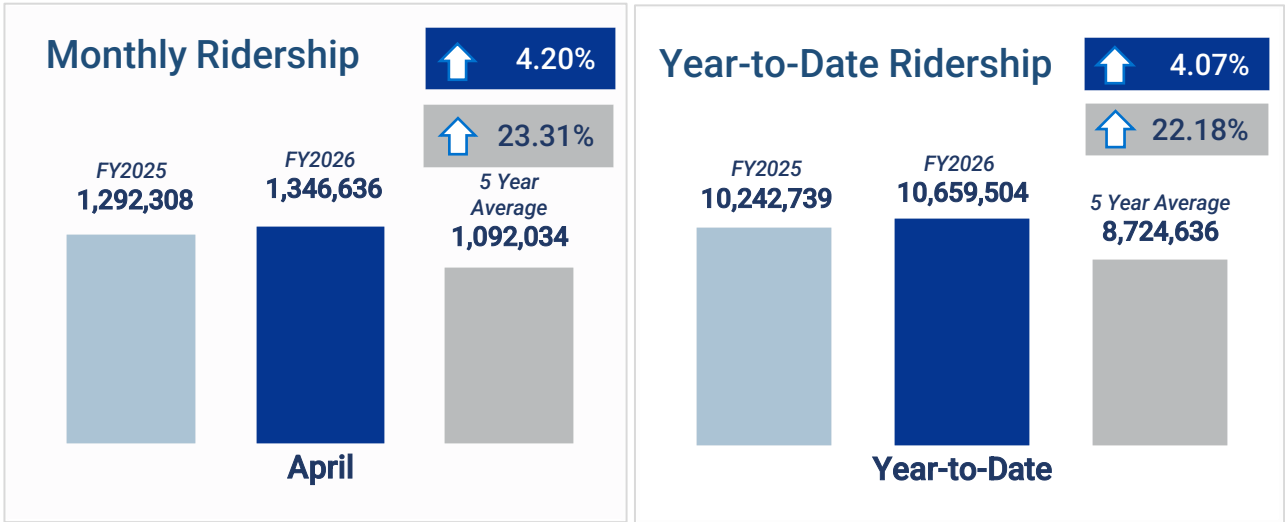


MTD MISSION Leading the way to greater mobility

MTD VISION MTD goes beyond traditional boundaries to promote excellence in transportation.

MTD MANAGING DIRECTOR OPERATING NOTES
May 2026

RIDERSHIP

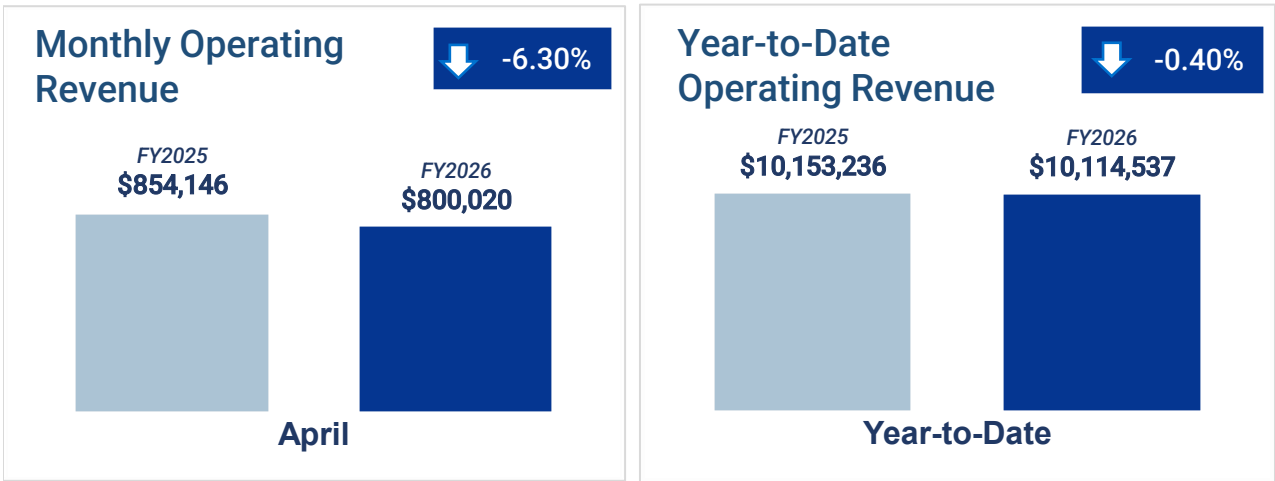


April 2026 total ridership was 1,346,636 - a 4.2% increase over last year. Fiscal year-to-date ridership reached 10,659,504, up 4.1% from the same point last year. April had the same mix of day types as last year. The average temperature was 58.5 degrees, 3.8 degrees higher than last year. Total precipitation was 6.07 inches, well above last year's 3.17 inches. The average gas price was \$4.17 per gallon, \$0.85 higher than last year.

The 2 Red saw a significant increase at the Champaign Walmart stop, with 1,753 additional boardings due to the route change around Market Place. Its extension to Marc Trail also showed steady ridership, increasing by 30 boardings, or about one additional boarding per day.

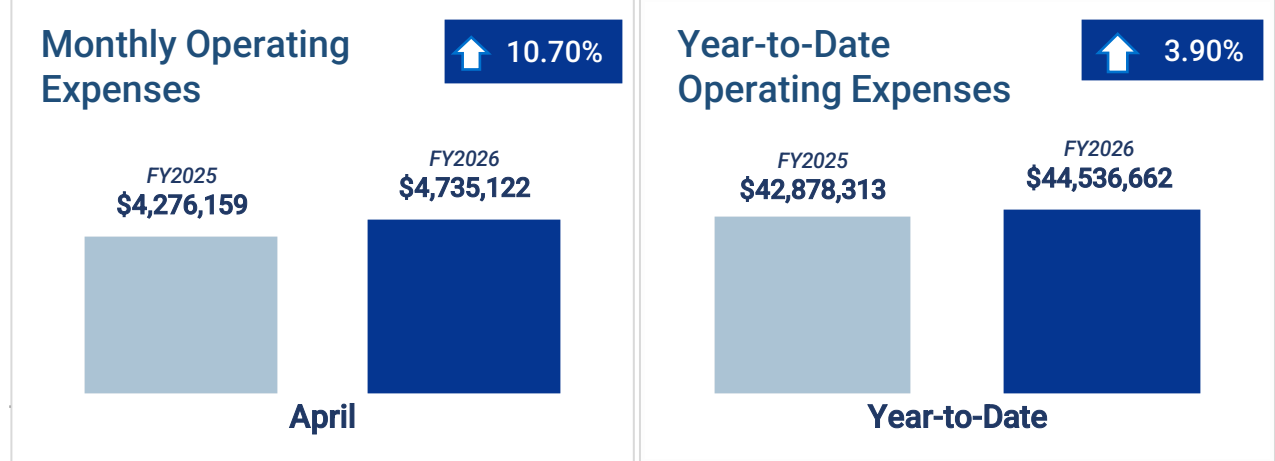
Although the Market Place route changes went into effect August 2025, the April ridership in the area remained stable from 2025 to 2026. Champaign Walmart benefits the most from the Market Place driven route change, with its total ridership increasing from 5,637 in 2025 to 8,277 in 2026. However, ridership at the fringe stops of Market Place's entrance, Neil & Center Dr and Market & Wilbur, only approached about 60% of Market Place's (NE Mall Entrance) ridership before the route change. It is clear that Market Place Mall merchants, employees, and customers are the clear losers in Market Place's decision to deny transit access to their property.

OPERATING REVENUE



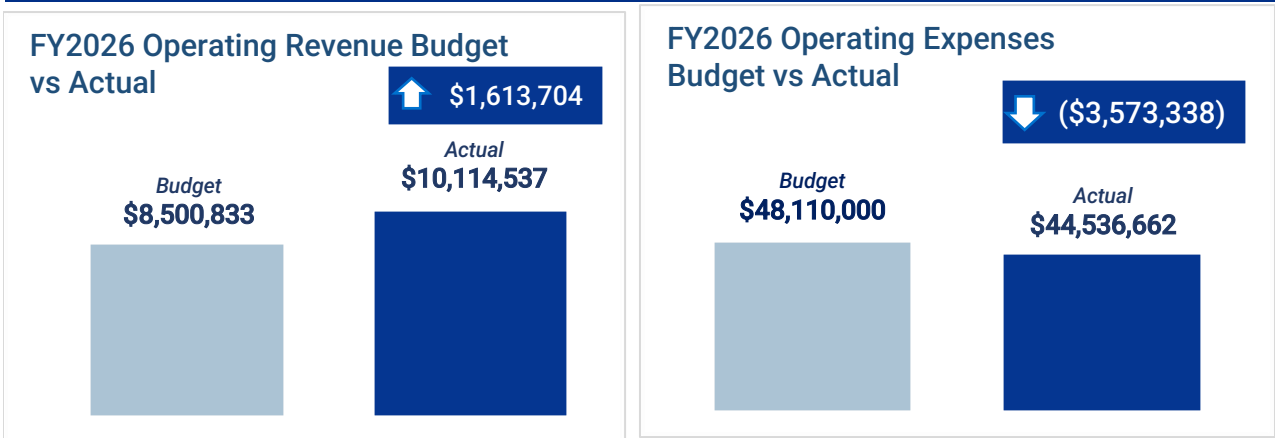
April 2026 operating revenue was 6.30% below April 2025. Year-to-date operating revenue was 0.40% below FY2025.

OPERATING EXPENSES



April 2026 operating expenses were 10.70% above April 2025. Year-to-date operating expenses were 3.90% above FY2025.

YEAR-TO-DATE REVENUE & EXPENSES



Year-to-date operating revenues were \$1,613,704 above budget while operating expenses were \$3,573,338 below budget.

MANAGING DIRECTOR'S NOTES

- 1) On Sunday (5/17/2026), the House Transportation and Infrastructure Committee (T&I) released its Surface Transportation Authorization bill. As I've been telling you over the last year, the current Surface Transportation bill, the Infrastructure Investment and Jobs Act (IIJA), also known as the Bipartisan Infrastructure Law, expires September 30, 2026. This new bill, the BUILD America 250 Act will ostensibly be the next five-year Surface Transportation Authorization bill. Keep in mind that this is just the version that the oversight committee, T&I, has released. The full House has yet to weigh in on it and at some point the Senate will take it up. So there are PLENTY of opportunities for things to change. This just creates a starting point for all those conversations to take place.

Some key points:

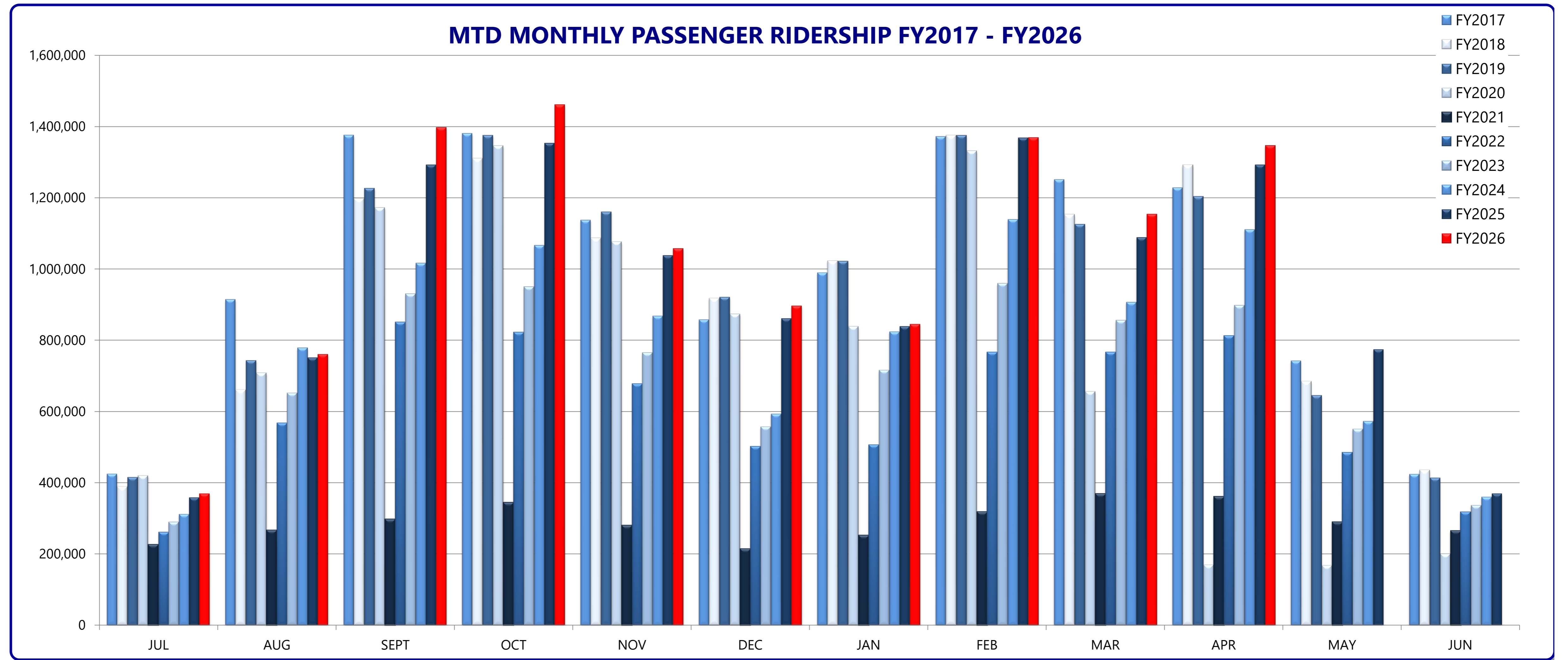
- a) The formula funding in the draft increases modestly for MTD, but does not match the jump we saw in 2021 from the IIJA. State and local funding remains paramount to running quality transit service.
 - b) Under the draft legislation, the 5339(b) Bus and Bus Facilities Program is expected to begin at approximately \$1.695 billion in FY2027 and increase to approximately \$2.295 billion by FY2031.
 - c) The House proposal funds the competitive grant program at approximately at \$516.4 million in FY2027 and increases annually to \$744.6 million by FY2031.
 - d) The proposal eliminates the 5339 (c) Low and No Emission Grant Program – which we have used extensively for bus replacements. Instead it consolidates competitive funding into the 5339(b) program and makes it technology neutral (though the current Administration has refused to fund Zero Emission technologies). Worryingly, this could enable the Administration to stop funding Low Emission technologies like Hybrid buses as well.
 - e) The 3% Small Transit Intensive Cities (STIC) set-aside is proposed to increase to 5%. This change will direct additional 5307 formula resources toward smaller and highly efficient transit systems and represents another important win for communities outside the largest urbanized areas like Champaign-Urbana.
 - f) The legislation would provide parity between Federal Transit Administration (FTA) and Federal Highway Administration (FHWA) property acquisition rules by allowing transit systems to acquire property before completing the National Environmental Policy Act (NEPA) process. You've heard a lot about NEPA from us over the last several years and how difficult it is to navigate the rules. This is a major reform that will help reduce project delays, avoid cost escalation, and provide transit agencies' greater flexibility during project development.
 - g) This is a more than 1,000 page bill and there is, of course, a lot more to it. I've resourced this bullet point list from Cardinal Infrastructure, The Bus Coalition, and the American Public Transportation Association (APTA). More to come as we all digest the text and as House and Senate negotiations progress. With mid-term elections fast approaching, work on this bill will substantially slow or stop as the year progresses.
-

Champaign-Urbana Mass Transit District

Fiscal-Year-to-Date Ridership Comparison

	Apr-26	Apr-25	% Change	FY26 YTD	FY25 YTD	% Change
Adult Rides	17,539	20,632	-15.0%	188,824	199,090	-5.2%
School Rides	42,339	45,721	-7.4%	341,294	332,111	2.8%
DASH/Senior - E & D Rides	31,010	31,780	-2.4%	300,842	312,626	-3.8%
U of I Faculty/Staff Rides	23,535	22,877	2.9%	207,102	216,890	-4.5%
Annual Pass	56,431	52,097	8.3%	529,268	466,512	13.5%
U of I Student Rides	1,146,773	1,087,805	5.4%	8,813,487	8,423,389	4.6%
All Day Pass	252	239	5.4%	2,881	2,935	-1.8%
Transfers	5,652	6,126	-7.7%	59,806	63,391	-5.7%
SafeRides Connect	4,569	5,187	-11.9%	30,134	35,397	-14.9%
West Connect	226	244	-7.4%	2,392	1,912	25.1%
Northeast Connect	906	802	13.0%	8,651	6,057	42.8%
Monthly Pass	6,781	8,135	-16.6%	78,350	85,346	-8.2%
Veterans Pass	2,508	2,796	-10.3%	26,435	27,550	-4.0%
Total Unlinked Passenger Rides	1,338,521	1,284,441	4.2%	10,589,466	10,173,206	4.1%
ADA Rides	8,115	7,867	3.2%	70,038	69,533	0.7%
TOTAL	1,346,636	1,292,308	4.2%	10,659,504	10,242,739	4.1%

	FY2017	FY2018	FY2019	FY2020	FY2021	FY2022	FY2023	FY2024	FY2025	FY2026
JUL	424,915	389,398	415,476	420,729	226,004	260,815	290,301	312,024	358,985	370,020
AUG	914,496	661,178	743,728	708,465	266,497	567,618	651,458	779,102	751,627	760,820
SEPT	1,375,803	1,197,928	1,226,527	1,172,335	297,090	850,842	929,906	1,016,696	1,292,319	1,397,251
OCT	1,380,990	1,310,380	1,375,516	1,346,402	343,765	822,915	949,844	1,066,132	1,352,825	1,461,447
NOV	1,137,573	1,087,343	1,160,184	1,076,993	279,977	678,231	764,340	867,837	1,038,330	1,057,786
DEC	857,837	917,782	920,718	873,429	214,183	501,741	556,970	593,359	860,758	896,843
JAN	989,700	1,022,713	1,022,403	838,969	252,336	506,560	715,390	823,733	838,845	845,527
FEB	1,371,778	1,375,553	1,375,560	1,331,716	318,071	766,403	959,122	1,139,297	1,368,268	1,369,084
MAR	1,251,352	1,153,015	1,125,644	656,224	368,540	766,766	855,518	906,789	1,088,474	1,154,090
APR	1,228,127	1,292,424	1,203,603	169,747	360,134	813,280	897,373	1,110,573	1,292,308	1,346,636
MAY	742,253	684,678	645,383	168,484	289,030	485,172	550,987	572,703	774,235	
JUN	424,219	435,993	414,421	201,092	264,733	317,937	336,835	360,245	369,429	
TOTAL	12,099,043	11,528,385	11,629,163	8,964,585	3,480,360	7,338,280	8,458,044	9,548,490	11,386,403	10,659,504



Route Performance Report

April 2026

Weekdays

	Passengers	Revenue Hours	Passengers Per Revenue Hour	Revenue Hour Performance Comparison +	Revenue Miles	Passengers Per Revenue Mile	Revenue Mile Performance Comparison +
Daytime Campus Fixed Route	569,630	5,174.08	110.09		56,354.96	10.11	
1 Yellow Hopper	64,412	601.67	107.06	0.97	5,778.24	11.15	1.10
10 Gold Hopper	24,250	238.82	101.54	0.92	3,088.12	7.85	0.78
12 Teal	105,071	828.58	126.81	1.15	8,794.79	11.95	1.18
13 Silver	84,316	699.72	120.50	1.09	8,449.66	9.98	0.99
21 Raven	11,716	209.77	55.85	0.51	2,206.94	5.31	0.53
22 Illini	244,943	1,956.63	125.19	1.14	20,620.41	11.88	1.18
24 Link	34,922	638.90	54.66	0.50	7,416.79	4.71	0.47
Daytime Community Fixed Route	428,692	12,027.23	35.64		165,393.34	2.59	
1 Yellow	58,521	1,228.15	47.65	1.34	15,548.57	3.76	1.45
2 Red	39,469	1,233.40	32.00	0.90	16,120.22	2.45	0.94
3 Lavender	17,145	641.76	26.72	0.75	8,868.89	1.93	0.75
4 Blue	21,212	543.53	39.03	1.09	6,735.98	3.15	1.21
5 Green	60,901	1,308.79	46.53	1.31	16,910.31	3.60	1.39
5 Green Express	13,570	347.26	39.08	1.10	5,278.15	2.57	0.99
5 Green Hopper	40,145	737.69	54.42	1.53	9,673.24	4.15	1.60
6 Orange	15,245	767.19	19.87	0.56	10,035.33	1.52	0.59
6 Orange Hopper	7,478	286.33	26.12	0.73	3,487.80	2.14	0.83
7 Grey	30,203	1,112.44	27.15	0.76	15,458.25	1.95	0.75
8 Bronze	6,216	321.26	19.35	0.54	4,731.51	1.31	0.51
9 Brown	37,365	1,267.59	29.48	0.83	17,524.07	2.13	0.82
10 Gold	61,761	1,120.06	55.14	1.55	14,510.84	4.26	1.64
14 Navy	10,372	444.47	23.34	0.65	8,495.59	1.22	0.47
16 Pink	9,089	667.30	13.62	0.38	12,014.59	0.76	0.29

* The Percent of Group Ridership shows how the ridership for the route compares to the group
 + Performance Comparison shows each Route's Passengers Per Revenue Hour or Mile compared to the Route Group's average
 Routes that are continually above 1.5 or below 0.5 may need to be examined as they are not performing within the Group Standards.

	Passengers	Revenue Hours	Passengers Per Revenue Hour	Revenue Hour Performance Comparison +	Revenue Miles	Passengers Per Revenue Mile	Revenue Mile Performance Comparison +
Evening Campus Fixed Route	121,145	1,630.05	74.32		19,326.17	6.27	
120 Teal	23,377	303.88	76.93	1.04	3,549.56	6.59	1.05
130 Silver	16,644	275.82	60.34	0.81	3,356.00	4.96	0.79
220 Illini	81,124	1,050.35	77.24	1.04	12,420.61	6.53	1.04
Evening Community Fixed Route	59,317	1,932.51	30.69		27,796.26	2.13	
50 Green	18,541	458.64	40.43	1.32	6,500.91	2.85	1.34
50 Green Hopper	13,043	246.00	53.02	1.73	3,279.95	3.98	1.86
70 Grey	5,364	352.45	15.22	0.50	5,070.95	1.06	0.50
100 Yellow	20,189	622.23	32.45	1.06	8,247.22	2.45	1.15
110 Ruby	1,219	80.48	15.15	0.49	1,363.18	0.89	0.42
180 Lime	961	172.70	5.56	0.18	3,334.06	0.29	0.14
Total	1,178,784	20,763.87	56.77		268,870.73	4.38	

* The Percent of Group Ridership shows how the ridership for the route compares to the group
+ Performance Comparison shows each Route's Passengers Per Revenue Hour or Mile compared to the Route Group's average
Routes that are continually above 1.5 or below 0.5 may need to be examined as they are not performing within the Group Standards.

Route Performance Report

April 2026

Weekends

	Passengers	Revenue Hours	Passengers Per Revenue Hour	Revenue Hour Performance Comparison +	Revenue Miles	Passengers Per Revenue Mile	Revenue Mile Performance Comparison +
Saturday Daytime Campus Fixed	25,423	246.37	103.19		2,805.87	9.06	
120 Teal	8,686	94.53	91.88	0.89	1,029.13	8.44	0.93
130 Silver	8,740	73.28	119.26	1.16	890.02	9.82	1.08
220 Illini	7,997	78.55	101.81	0.99	886.72	9.02	1.00
Saturday Daytime Community	31,150	897.36	34.71		12,748.62	2.44	
20 Red	5,115	115.37	44.34	1.28	1,587.32	3.22	1.32
30 Lavender	1,480	87.13	16.99	0.49	1,368.54	1.08	0.44
50 Green	9,789	180.48	54.24	1.56	2,312.05	4.23	1.73
70 Grey	4,659	184.52	25.25	0.73	2,513.48	1.85	0.76
100 Yellow	8,862	202.90	43.68	1.26	2,627.37	3.37	1.38
110 Ruby	622	42.20	14.74	0.42	735.12	0.85	0.35
180 Lime	623	84.76	7.35	0.21	1,604.73	0.39	0.16
Saturday Evening Campus Fixed	25,898	377.78	68.55		4,509.55	5.74	
120 Teal	3,926	59.12	66.41	0.97	648.13	6.06	1.05
130 Silver	3,510	63.40	55.36	0.81	762.54	4.60	0.80
220 Illini	18,462	255.27	72.32	1.06	3,098.88	5.96	1.04
Saturday Evening Community	14,037	376.79	37.25		5,279.62	2.66	
50 Green	4,839	89.25	54.22	1.46	1,238.29	3.91	1.47
50 Green Hopper	3,207	40.57	79.06	2.12	523.35	6.13	2.30
70 Grey	1,051	71.53	14.69	0.39	985.21	1.07	0.40
100 Yellow	4,647	132.57	35.05	0.94	1,730.04	2.69	1.01
110 Ruby	122	12.53	9.73	0.26	228.35	0.53	0.20
180 Lime	171	30.33	5.64	0.15	574.37	0.30	0.11

* The Percent of Group Ridership shows how the ridership for the route compares to the group
 + Performance Comparison shows each Route's Passengers Per Revenue Hour or Mile compared to the Route Group's average
 Routes that are continually above 1.5 or below 0.5 may need to be examined as they are not performing within the Group Standards.

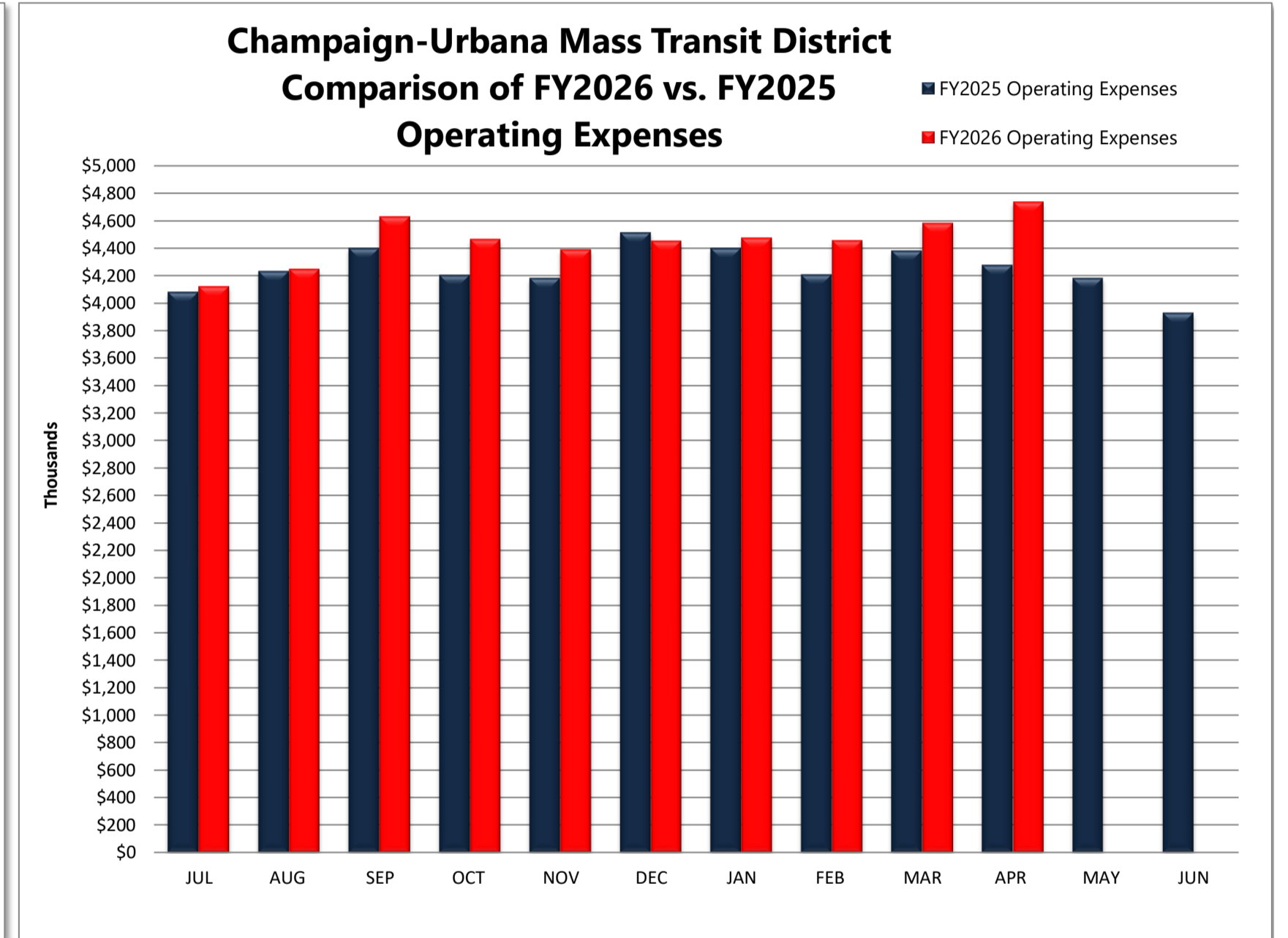
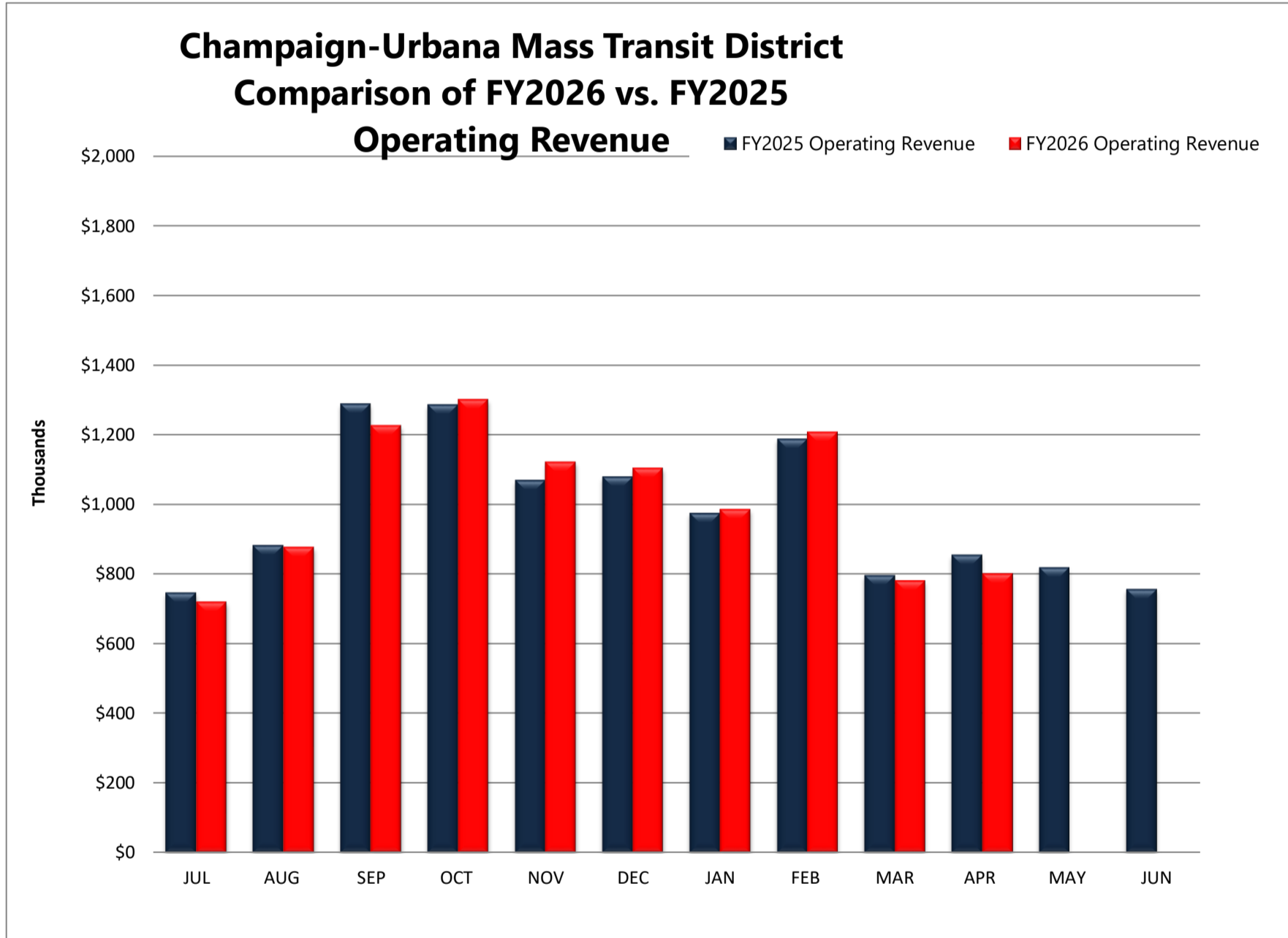
	Passengers	Revenue Hours	Passengers Per Revenue Hour	Revenue Hour Performance Comparison +	Revenue Miles	Passengers Per Revenue Mile	Revenue Mile Performance Comparison +
Sunday Daytime Campus Fixed Route	16,294	182.23	89.41		2,074.19	7.86	
120 Teal	4,899	68.73	71.28	0.80	748.82	6.54	0.83
130 Silver	5,170	46.83	110.39	1.23	571.42	9.05	1.15
220 Illini	6,225	66.67	93.38	1.04	753.95	8.26	1.05
Sunday Daytime Community Fixed Route	15,524	596.12	26.04		8,488.32	1.83	
30 Lavender	918	72.48	12.66	0.49	1,133.18	0.81	0.44
50 Green	5,525	135.53	40.76	1.57	1,732.01	3.19	1.74
70 Grey	2,330	139.57	16.69	0.64	1,913.26	1.22	0.67
100 Yellow	6,052	156.20	38.75	1.49	2,003.18	3.02	1.65
110 Ruby	416	32.07	12.97	0.50	566.88	0.73	0.40
180 Lime	283	60.27	4.70	0.18	1,139.81	0.25	0.14
Sunday Evening Campus Fixed Route	16,140	246.35	65.52		2,927.74	5.51	
120 Teal	3,457	52.35	66.04	1.01	567.63	6.09	1.10
130 Silver	1,810	38.85	46.59	0.71	470.74	3.85	0.70
220 Illini	10,873	155.15	70.08	1.07	1,889.36	5.75	1.04
Sunday Evening Community Fixed Route	3,429	63.80	53.75		873.09	3.93	
50 Green	1,581	21.00	75.29	1.40	273.75	5.78	1.47
100 Yellow	1,848	42.80	43.18	0.80	599.34	3.08	0.79
Total	147,895	2,986.79	49.52		39,706.99	3.72	

* The Percent of Group Ridership shows how the ridership for the route compares to the group
+ Performance Comparison shows each Route's Passengers Per Revenue Hour or Mile compared to the Route Group's average
Routes that are continually above 1.5 or below 0.5 may need to be examined as they are not performing within the Group Standards.

Champaign-Urbana Mass Transit District
 Comparison of FY2026 vs FY2025 Revenue and Expenses

May 20, 2026

	JUL	AUG	SEP	OCT	NOV	DEC	JAN	FEB	MAR	APR	MAY	JUN
FY2025 Operating Revenue	\$745,360	\$881,756	\$1,286,746	\$1,284,311	\$1,068,024	\$1,078,075	\$973,588	\$1,185,774	\$795,456	\$854,146	\$817,710	\$755,257
FY2026 Operating Revenue	\$719,575	\$875,797	\$1,224,824	\$1,300,230	\$1,120,080	\$1,103,468	\$984,845	\$1,205,860	\$779,839	\$800,020		
FY2025 Operating Expenses	\$4,080,560	\$4,233,866	\$4,400,550	\$4,203,131	\$4,183,103	\$4,511,926	\$4,399,678	\$4,207,778	\$4,381,561	\$4,276,159	\$4,180,761	\$3,930,334
FY2026 Operating Expenses	\$4,119,623	\$4,246,012	\$4,626,455	\$4,463,441	\$4,388,610	\$4,450,862	\$4,472,483	\$4,453,883	\$4,580,172	\$4,735,122		
FY2025 Operating Ratio	18.27%	20.83%	29.24%	30.56%	25.53%	23.89%	22.13%	28.18%	18.15%	19.97%	19.56%	19.22%
FY2026 Operating Ratio	17.47%	20.63%	26.47%	29.13%	25.52%	24.79%	22.02%	27.07%	17.03%	16.90%		



Champaign-Urbana Mass Transit District
 April 2026 Statistical Summary

HOURS	Apr 2025	Apr 2026	% Change	FY2025 to Date	FY2026 to Date	% Change
Passenger Revenue	27,463.90	28,069.10	2.2%	249,952.53	253,940.02	1.6%
Vacation/Holiday/Earned Time	6,718.01	6,023.13	-10.3%	73,158.97	75,482.08	3.2%
Non-Revenue	8,257.90	7,950.35	-3.7%	68,058.40	84,488.63	24.1%
TOTAL	42,439.81	42,042.58	-0.94%	391,169.90	413,910.73	5.81%

REVENUE/EXPENSES	Apr 2025	Apr 2026	% Change	FY2025 to Date	FY2026 to Date	% Change
Operating Revenue	\$854,146.09	\$800,019.93	-6.3%	\$10,153,236.11	\$10,114,537.29	-0.4%
Operating Expenses	\$4,276,158.69	\$4,735,121.70	10.7%	\$42,878,312.85	\$44,536,662.01	3.9%
Operating Ratio	19.97%	16.90%	-15.4%	23.68%	22.71%	-4.1%
Passenger Revenue/Revenue Vehicle Hour	\$20.74	\$20.75	0.1%	\$29.80	\$30.39	2.0%

RIDERSHIP	Apr 2025	Apr 2026	% Change	FY2025 to Date	FY2026 to Date	% Change
Revenue Passenger	1,278,315	1,332,869	4.3%	10,109,815	10,529,660	4.2%
Transfers	6,126	5,652	-7.7%	63,391	59,806	-5.7%
Total Unlinked	1,284,441	1,338,521	4.2%	10,173,206	10,589,466	4.1%
ADA Riders	7,867	8,115	3.2%	69,533	70,038	0.7%
Half Fare Cab	0	0	-	0	0	-
TOTAL	1,292,308	1,346,636	4.20%	10,242,739	10,659,504	4.07%

PASSENGERS/REVENUE HOUR	Apr 2025	Apr 2026	% Change	FY2025 to Date	FY2026 to Date	% Change
Hour	46.77	47.69	2.0%	40.70	41.70	2.5%



Memo

Champaign-Urbana Mass Transit District (MTD)

To Karl Gnadt, Managing Director/CEO
 From Michelle Wright, Finance Director
 Date May 27, 2026
 Subject April 2026 Financial Reports

A. Purpose: The following reports summarize the financial results of MTD for the month ending April 30, 2026:

- Comparative History Report for the months ending April 30, 2026 and April 30, 2025;
- Check and ACH Disbursement Lists for April 30, 2026;
- Bank & Investment Balances and Capital & Operating Balances as of April 30, 2026.

B. Notes on Major Variances

Account Name	4/30/2026	4/30/2025	Variance	Pg. #	Notes
5019999000 Total Labor	\$ 2,214,579.56	\$ 2,078,356.44	\$ 136,223.12	22	Labor costs increased primarily due to a 3.5% cost-of-living adjustment.
5029999900 Total Fringe Benefits	\$ 1,310,384.65	\$ 1,153,459.08	\$ 156,925.57	24	Current year expenses were elevated primarily due to IMRF Accelerated Payments for three (3) recent retirees.
5040101000 Fuel & Lubricants - Operations	\$ 214,152.05	\$ 131,733.77	\$ 82,418.28	25	The year-over-year increase is driven by the increase in diesel prices.

Champaign Urbana Mass Transit District Comparative History Report

From Fiscal Year: 2026 Period 10
Thru Fiscal Year: 2026 Period 10

Division: 00 Champaign Urbana Mass Transit District

As of: 4/30/2026

Apr-2026	Apr-2025	Variance	Var/Last Var %		Jul-2025 Apr-2026	Jul-2024 Apr-2025	Variance	Var/Last Var %
4000000000 **** R E V E N U E ****								
4000000099 ** TRANSPORTATION REVENUE								
4010000000 * PASSENGER FARES								
29,274.69	30,115.97	-841.28	-2.79%	4010100000 FULL ADULT FARES	298,402.60	307,391.88	-8,989.28	-2.92%
922.00	106.00	816.00	769.81%	4010300000 STUDENT FARES	4,876.00	3,685.00	1,191.00	32.32%
-175.15	-86.00	-89.15	103.66%	4010700000 FARE REFUNDS	-1,676.20	-1,245.00	-431.20	34.63%
10,731.00	13,577.00	-2,846.00	-20.96%	4010800000 ANNUAL PASS REVENUE	110,965.00	124,393.00	-13,428.00	-10.79%
0.00	0.00	0.00	0.00%	4011000000 HALF FARE CAB	0.00	0.00	0.00	0.00%
7,170.00	6,940.00	230.00	3.31%	4011100000 ADA TICKETS & FARES	68,317.00	61,705.00	6,612.00	10.72%
47,922.54	50,652.97	-2,730.43	-5.39%	4019900099 * TOTAL PASSENGER FARES	480,884.40	495,929.88	-15,045.48	-3.03%
4020000000 * SPECIAL TRANSIT & SCHOOL FARE								
400,840.51	384,832.43	16,008.08	4.16%	4020300000 U OF I CAMPUS SERVICE	6,110,744.45	5,868,031.05	242,713.40	4.14%
27,700.08	32,200.58	-4,500.50	-13.98%	4020500000 ADA - U I & DSC CONTRACTS	277,000.80	271,114.80	5,886.00	2.17%
105,929.00	101,614.45	4,314.55	4.25%	4030100000 SCHOOL SERVICE FARES	847,459.00	813,471.10	33,987.90	4.18%
534,469.59	518,647.46	15,822.13	3.05%	4039999999 * TOTAL SPECIAL TRANSIT & SCHOO	7,235,204.25	6,952,616.95	282,587.30	4.06%
4060000000 *AUXILIARY TRANSPORTATION REVE								
2,652.45	2,304.95	347.50	15.08%	4060100000 I.T. COMMISSIONS	21,129.73	16,538.20	4,591.53	27.76%
36,383.00	67,473.88	-31,090.88	-46.08%	4060300000 ADVERTISING REVENUE	399,077.62	509,734.15	-110,656.53	-21.71%
39,035.45	69,778.83	-30,743.38	-44.06%	4069900098 *TOTAL AUXILIARY TRANSPORTATIO	420,207.35	526,272.35	-106,065.00	-20.15%
621,427.58	639,079.26	-17,651.68	-2.76%	4069900099 ** TOTAL TRANSPORTATION REVEN	8,136,296.00	7,974,819.18	161,476.82	2.02%
4070000000 ** NON-TRANSPORTATION REVENUE								
1,839.05	7,152.59	-5,313.54	-74.29%	4070100000 SALE OF MAINTENANCE SERVICES	28,514.14	25,326.27	3,187.87	12.59%
0.00	0.00	0.00	0.00%	4070200000 RENTAL OF REVENUE VEHICLES	0.00	0.00	0.00	0.00%
37,992.63	37,109.55	883.08	2.38%	4070300000 BUILDING RENTAL - IL TERMINAL	399,574.44	362,414.46	37,159.98	10.25%
24,574.59	18,724.59	5,850.00	31.24%	4070300002 BUILDING RENTAL - 803 & 1101	244,155.43	227,770.26	16,385.17	7.19%
0.00	0.00	0.00	0.00%	4070399999 BUILDING RENTAL - GASB 87 CONTR	0.00	0.00	0.00	0.00%
111,120.63	148,067.19	-36,946.56	-24.95%	4070400000 INVESTMENT INCOME	1,262,187.47	1,502,738.65	-240,551.18	-16.01%
0.00	0.00	0.00	0.00%	4070400002 +/- FAIR VALUE OF INVESTMENT	0.00	0.00	0.00	0.00%
0.00	0.00	0.00	0.00%	4070400003 INTEREST INCOME - LEASES	0.00	0.00	0.00	0.00%

Champaign Urbana Mass Transit District Comparative History Report

From Fiscal Year: 2026 Period 10
Thru Fiscal Year: 2026 Period 10

Division: 00 Champaign Urbana Mass Transit District

As of: 4/30/2026

Apr-2026	Apr-2025	Variance	Var/Last Var %		Jul-2025 Apr-2026	Jul-2024 Apr-2025	Variance	Var/Last Var %
0.00	0.00	0.00	0.00%	4070400004 AMORTIZATION REVENUE	0.00	0.00	0.00	0.00%
16.49	240.09	-223.60	-93.13%	4070800000 OVER OR SHORT	505.14	539.26	-34.12	-6.33%
0.00	1,000.00	-1,000.00	-100.00%	4079800000 GAIN ON FIXED ASSET DISPOSAL	0.00	10,316.00	-10,316.00	-100.00%
3,048.96	2,772.82	276.14	9.96%	4079900001 OTHER NON-TRANSPORTATION REV	43,304.67	49,312.03	-6,007.36	-12.18%
178,592.35	215,066.83	-36,474.48	-16.96%	4079900099 ** TOTAL NON-TRANSPORTATION RE	1,978,241.29	2,178,416.93	-200,175.64	-9.19%
800,019.93	854,146.09	-54,126.16	-6.34%	4079999999 *** TOTAL TRANS & NON-TRANS REV	10,114,537.29	10,153,236.11	-38,698.82	-0.38%
				4080000000 ** TAX REVENUE				
991,667.00	933,333.00	58,334.00	6.25%	4080100000 PROPERTY TAX REVENUE	9,916,670.00	9,333,330.00	583,340.00	6.25%
0.00	0.00	0.00	0.00%	4080100001 PROPERTY TAX - UNCOLLECTIBLE R	0.00	0.00	0.00	0.00%
63,530.65	69,141.35	-5,610.70	-8.11%	4080600000 REPLACEMENT TAX REVENUE	255,547.15	239,210.28	16,336.87	6.83%
0.00	0.00	0.00	0.00%	4089900001 MISCELLANEOUS PROPERTY TAXES	10,917.16	6,025.00	4,892.16	81.20%
1,055,197.65	1,002,474.35	52,723.30	5.26%	4089999999 ** TOTAL TAX REVENUE	10,183,134.31	9,578,565.28	604,569.03	6.31%
				4110000000 ** STATE GRANTS & REIMBURSEME				
3,066,123.32	2,769,450.37	296,672.95	10.71%	4110100000 OPERATING ASSISTANCE - STATE	28,996,887.36	27,713,337.47	1,283,549.89	4.63%
0.00	0.00	0.00	0.00%	4110100001 OPERATING ASSIST - DEBT SERVICE	0.00	0.00	0.00	0.00%
568,374.12	143,438.00	424,936.12	296.25%	4111000000 STATE GRANT REVENUE	1,747,043.12	6,578,438.00	-4,831,394.88	-73.44%
0.00	0.00	0.00	0.00%	4111000001 STATE GRANT REVENUE - PASS TH	0.00	0.00	0.00	0.00%
0.00	0.00	0.00	0.00%	4119900000 STATE REIMBURSEMENTS	0.00	0.00	0.00	0.00%
0.00	0.00	0.00	0.00%	4119900001 STATE REIMB - PASS THRU \$	0.00	0.00	0.00	0.00%
3,634,497.44	2,912,888.37	721,609.07	24.77%	4119999999 ** TOTAL STATE GRANTS & REIMB	30,743,930.48	34,291,775.47	-3,547,844.99	-10.35%
				4130000000 ** FEDERAL GRANTS & REIMBURSE				
0.00	0.00	0.00	0.00%	4130100000 OPERATING ASSISTANCE - FEDERAL	0.00	0.00	0.00	0.00%
0.00	0.00	0.00	0.00%	4130500000 FEDERAL GRANT REVENUE	0.00	11,720,629.03	-11,720,629.03	-100.00%
0.00	0.00	0.00	0.00%	4130600000 FEDERAL GRANT PASS THRU \$	0.00	0.00	0.00	0.00%
0.00	0.00	0.00	0.00%	4139900000 FEDERAL REIMBURSEMENTS	0.00	0.00	0.00	0.00%
0.00	0.00	0.00	0.00%	4139999999 ** TOTAL FEDERAL GRANTS & REIM	0.00	11,720,629.03	-11,720,629.03	-100.00%
				4150000000 **OTHER AGENCY REVENUES				
0.00	0.00	0.00	0.00%	4150130000 CONTRIBUTED CAPITAL - GOV'T	0.00	0.00	0.00	0.00%
0.00	0.00	0.00	0.00%	4150130010 CONTRIBUTED CAPITAL - NON-GOV'T	0.00	0.00	0.00	0.00%

Champaign Urbana Mass Transit District Comparative History Report

From Fiscal Year: 2026 Period 10
Thru Fiscal Year: 2026 Period 10

Division: 00 Champaign Urbana Mass Transit District

As of: 4/30/2026

Apr-2026	Apr-2025	Variance	Var/Last Var %		Jul-2025 Apr-2026	Jul-2024 Apr-2025	Variance	Var/Last Var %
0.00	0.00	0.00	0.00%	4159999999 ***TOTAL OTHER AGENCY REVENUE	0.00	0.00	0.00	0.00%
5,489,715.02	4,769,508.81	720,206.21	15.10%	4999900099 **** TOTAL REVENUE ****	51,041,602.08	65,744,205.89	-14,702,603.81	-22.36%

Champaign Urbana Mass Transit District Comparative History Report

From Fiscal Year: 2026 Period 10
Thru Fiscal Year: 2026 Period 10

Division: 00 Champaign Urbana Mass Transit District

As of: 4/30/2026

Apr-2026	Apr-2025	Variance	Var/Last Var %		Jul-2025 Apr-2026	Jul-2024 Apr-2025	Variance	Var/Last Var %
5000000000 **** EXPENSES ***								
5010000000 ** LABOR								
1,425,141.80	1,339,134.41	86,007.39	6.42%	5010101000 OPERATORS WAGES	13,185,620.15	12,304,899.49	880,720.66	7.16%
155,613.47	144,465.91	11,147.56	7.72%	5010204000 MECHANICS WAGES - MAINT	1,544,060.20	1,484,353.90	59,706.30	4.02%
110,854.46	117,719.12	-6,864.66	-5.83%	5010304000 MAINTENANCE WAGES - MAINT	1,154,953.06	1,148,285.81	6,667.25	0.58%
115,095.40	124,040.78	-8,945.38	-7.21%	5010401000 SUPERVISORS SALARIES - OPS	1,266,034.33	1,209,541.21	56,493.12	4.67%
39,298.08	31,104.35	8,193.73	26.34%	5010404000 SUPERVISORS SALARIES - MAINT	342,484.75	300,582.68	41,902.07	13.94%
68,194.94	58,235.97	9,958.97	17.10%	5010501000 OVERHEAD SALARIES - OPS	732,556.48	740,022.02	-7,465.54	-1.01%
36,355.65	36,469.71	-114.06	-0.31%	5010504000 OVERHEAD SALARIES - MAINT	408,879.27	401,140.64	7,738.63	1.93%
146,211.41	143,590.94	2,620.47	1.82%	5010516000 OVERHEAD SALARIES - G&A	1,603,639.42	1,624,652.98	-21,013.56	-1.29%
22,946.85	18,324.98	4,621.87	25.22%	5010516200 OVERHEAD SALARIES - IT	244,704.26	232,927.49	11,776.77	5.06%
14,935.90	13,800.81	1,135.09	8.22%	5010601000 CLERICAL WAGES - OPS	186,451.37	167,598.64	18,852.73	11.25%
0.00	0.00	0.00	0.00%	5010604000 CLERICAL WAGES - MAINT	0.00	0.00	0.00	0.00%
54,214.62	51,001.99	3,212.63	6.30%	5010616000 CLERICAL WAGES - G&A	567,229.07	482,234.75	84,994.32	17.63%
13,518.29	12,911.28	607.01	4.70%	5010616200 CLERICAL WAGES - IT	130,843.31	126,061.26	4,782.05	3.79%
11,354.11	14,044.95	-2,690.84	-19.16%	5010716200 SECURITY WAGES - IT	137,633.63	138,750.32	-1,116.69	-0.80%
-4,149.02	-23,272.80	19,123.78	-82.17%	5010801000 LABOR CREDIT - OPS	-37,845.12	-58,369.48	20,524.36	-35.16%
-4,425.64	-13,142.87	8,717.23	-66.33%	5010804000 LABOR CREDIT - MAINT	-65,464.43	-56,459.86	-9,004.57	15.95%
-729.33	-1,122.90	393.57	-35.05%	5010806000 LABOR CREDIT - G&A	-8,431.54	-7,496.69	-934.85	12.47%
10,148.57	11,049.81	-901.24	-8.16%	5010816200 MAINTENANCE WAGES - IT	139,938.47	128,641.28	11,297.19	8.78%
0.00	0.00	0.00	0.00%	5010901000 REDUCED/REASSIGNMNT PAY - OPS	0.00	0.00	0.00	0.00%
0.00	0.00	0.00	0.00%	5010904000 REDUCED/REASSIGNMNT PAY - MAI	0.00	0.00	0.00	0.00%
0.00	0.00	0.00	0.00%	5010916000 REDUCED/REASSIGNMNT PAY - G&A	0.00	0.00	0.00	0.00%
0.00	0.00	0.00	0.00%	5010916200 REDUCED/REASSIGNMNT PAY - IT	0.00	0.00	0.00	0.00%
0.00	0.00	0.00	0.00%	5011001000 MEAL DELIVERY WAGES - OPS (NON-	0.00	0.00	0.00	0.00%
0.00	0.00	0.00	0.00%	5012001000 U OF I COVID ROUTE WAGES	0.00	0.00	0.00	0.00%
0.00	0.00	0.00	0.00%	5013001000 COVID VACCINE INCENTIVE WAGES	0.00	0.00	0.00	0.00%
0.00	0.00	0.00	0.00%	5013016000 COVID TESTING WAGES	0.00	0.00	0.00	0.00%
2,214,579.56	2,078,356.44	136,223.12	6.55%	5019999000 ** TOTAL LABOR	21,533,286.68	20,367,366.44	1,165,920.24	5.72%
5020000000 ** FRINGE BENEFITS								
125,739.12	117,378.88	8,360.24	7.12%	5020101000 FICA - OPS	1,249,740.35	1,174,684.94	75,055.41	6.39%
27,731.60	27,209.51	522.09	1.92%	5020104000 FICA - MAINT	289,293.67	279,367.06	9,926.61	3.55%
14,902.81	14,417.26	485.55	3.37%	5020116000 FICA - G&A	153,883.97	148,767.43	5,116.54	3.44%
4,899.58	5,036.26	-136.68	-2.71%	5020116200 FICA - IT	53,731.23	50,366.28	3,364.95	6.68%
245,446.95	127,874.91	117,572.04	91.94%	5020201000 IMRF - OPS	1,720,837.84	1,414,675.21	306,162.63	21.64%

Champaign Urbana Mass Transit District Comparative History Report

From Fiscal Year: 2026 Period 10
Thru Fiscal Year: 2026 Period 10

Division: 00 Champaign Urbana Mass Transit District

As of: 4/30/2026

Apr-2026	Apr-2025	Variance	Var/Last Var %		Jul-2025 Apr-2026	Jul-2024 Apr-2025	Variance	Var/Last Var %
26,376.49	29,051.54	-2,675.05	-9.21%	5020204000 IMRF - MAINT	322,842.86	381,145.66	-58,302.80	-15.30%
14,069.11	16,321.83	-2,252.72	-13.80%	5020216000 IMRF - G&A	175,031.59	182,590.26	-7,558.67	-4.14%
4,939.98	4,870.10	69.88	1.43%	5020216200 IMRF - IT	59,737.34	58,718.99	1,018.35	1.73%
359,271.79	390,175.22	-30,903.43	-7.92%	5020301000 MEDICAL INSURANCE - OPS	3,644,620.11	3,748,974.23	-104,354.12	-2.78%
94,656.36	91,290.72	3,365.64	3.69%	5020304000 MEDICAL INSURANCE - MAINT	912,615.05	903,119.57	9,495.48	1.05%
58,273.96	53,906.00	4,367.96	8.10%	5020316000 MEDICAL INSURANCE - G&A	574,702.53	522,256.00	52,446.53	10.04%
24,218.38	22,428.00	1,790.38	7.98%	5020316200 MEDICAL INSURANCE - IT	235,902.19	272,779.55	-36,877.36	-13.52%
0.00	0.00	0.00	0.00%	5020401000 DENTAL INSURANCE - OPS	0.00	0.00	0.00	0.00%
0.00	0.00	0.00	0.00%	5020404000 DENTAL INSURANCE - MAINT	0.00	0.00	0.00	0.00%
0.00	0.00	0.00	0.00%	5020416000 DENTAL INSURANCE - G&A	0.00	0.00	0.00	0.00%
1,485.20	1,636.11	-150.91	-9.22%	5020501000 LIFE INSURANCE - OPS	14,551.03	16,688.42	-2,137.39	-12.81%
535.80	539.49	-3.69	-0.68%	5020504000 LIFE INSURANCE - MAINT	4,752.31	5,362.56	-610.25	-11.38%
445.19	225.40	219.79	97.51%	5020516000 LIFE INSURANCE - G&A	4,192.65	4,866.46	-673.81	-13.85%
150.40	159.74	-9.34	-5.85%	5020516200 LIFE INSURANCE - IT	1,357.09	1,457.75	-100.66	-6.91%
0.00	0.00	0.00	0.00%	5020601000 OPEB EXPENSE - OPS	0.00	0.00	0.00	0.00%
0.00	0.00	0.00	0.00%	5020604000 OPEB EXPENSE - MAINT	0.00	0.00	0.00	0.00%
0.00	0.00	0.00	0.00%	5020616000 OPEB EXPENSE - G&A	0.00	0.00	0.00	0.00%
0.00	0.00	0.00	0.00%	5020616200 OPEB EXPENSE - IT	0.00	0.00	0.00	0.00%
1,926.97	1,865.39	61.58	3.30%	5020701000 UNEMPLOYMENT INSURANCE - OPS	43,914.67	43,358.45	556.22	1.28%
222.82	219.43	3.39	1.54%	5020704000 UNEMPLOYMENT INSURANCE - MAIN	9,765.93	9,336.45	429.48	4.60%
33.70	84.23	-50.53	-59.99%	5020716000 UNEMPLOYMENT INSURANCE - G&A	4,102.52	4,386.90	-284.38	-6.48%
124.26	131.63	-7.37	-5.60%	5020716200 UNEMPLOYMENT INSURANCE - IT	3,085.56	2,744.41	341.15	12.43%
45,919.92	26,624.00	19,295.92	72.48%	5020801000 WORKERS COMP INSURANCE - OPS	461,542.76	249,257.00	212,285.76	85.17%
9,300.20	5,562.00	3,738.20	67.21%	5020804000 WORKERS COMP INSURANCE - MAIN	93,749.44	52,067.00	41,682.44	80.06%
4,840.54	3,084.00	1,756.54	56.96%	5020816000 WORKERS COMP INSURANCE - G&A	48,673.62	29,269.00	19,404.62	66.30%
1,611.21	955.00	656.21	68.71%	5020816200 WORKERS COMP INSURANCE - IT	16,221.63	8,940.00	7,281.63	81.45%
38,470.44	32,019.00	6,451.44	20.15%	5021001000 HOLIDAYS - OPS	292,680.84	287,371.75	5,309.09	1.85%
14,575.88	11,089.40	3,486.48	31.44%	5021004000 HOLIDAYS - MAINT	99,895.29	92,447.88	7,447.41	8.06%
0.00	0.00	0.00	0.00%	5021016000 HOLIDAYS - G&A	0.00	0.00	0.00	0.00%
3,823.97	2,513.72	1,310.25	52.12%	5021016200 HOLIDAYS - IT	22,650.12	20,382.57	2,267.55	11.12%
49,367.04	41,364.30	8,002.74	19.35%	5021101000 VACATIONS - OPS	596,964.22	529,126.87	67,837.35	12.82%
16,143.60	17,919.06	-1,775.46	-9.91%	5021104000 VACATIONS - MAINT	191,644.55	164,781.01	26,863.54	16.30%
0.00	0.00	0.00	0.00%	5021116000 VACATION - G&A	0.00	0.00	0.00	0.00%
2,071.75	4,705.20	-2,633.45	-55.97%	5021116200 VACATIONS - IT	15,543.58	16,544.00	-1,000.42	-6.05%
5,390.20	3,156.89	2,233.31	70.74%	5021201000 OTHER PAID ABSENCES - OPS	53,138.69	47,976.99	5,161.70	10.76%
60.00	1,894.92	-1,834.92	-96.83%	5021204000 OTHER PAID ABSENCES - MAINT	9,486.08	12,142.64	-2,656.56	-21.88%
0.00	0.00	0.00	0.00%	5021216000 OTHER PAID ABSENCES - G&A	0.00	0.00	0.00	0.00%
483.95	246.00	237.95	96.73%	5021216200 OTHER PAID ABSENCES - IT	914.83	1,793.76	-878.93	-49.00%

Champaign Urbana Mass Transit District Comparative History Report

From Fiscal Year: 2026 Period 10
Thru Fiscal Year: 2026 Period 10

Division: 00 Champaign Urbana Mass Transit District

As of: 4/30/2026

Apr-2026	Apr-2025	Variance	Var/Last Var %		Jul-2025 Apr-2026	Jul-2024 Apr-2025	Variance	Var/Last Var %
-407.07	4,408.33	-4,815.40	-109.23%	5021301000 UNIFORM ALLOWANCES - OPS	36,199.22	55,118.66	-18,919.44	-34.32%
1,815.07	5,851.51	-4,036.44	-68.98%	5021304000 UNIFORM ALLOWANCES - MAINT	18,865.09	37,820.91	-18,955.82	-50.12%
127.51	0.00	127.51	100.00%	5021316200 UNIFORM ALLOWANCES - IT	3,275.52	2,907.95	367.57	12.64%
111.00	360.00	-249.00	-69.17%	5021401000 OTHER FRINGE BENEFITS - OPS	5,566.76	14,281.82	-8,715.06	-61.02%
2,004.68	47.00	1,957.68	> 999.99%	5021404000 OTHER FRINGE BENEFITS - MAINT	7,053.00	2,006.00	5,047.00	251.60%
7,922.50	5,187.75	2,734.75	52.72%	5021416000 OTHER FRINGE BENEFITS - G&A	37,108.06	32,117.62	4,990.44	15.54%
0.00	0.00	0.00	0.00%	5021416200 OTHER FRINGE BENEFITS - IT	0.00	0.00	0.00	0.00%
80,218.77	53,973.37	26,245.40	48.63%	5021501000 EARNED TIME - OPS	690,306.97	675,752.77	14,554.20	2.15%
18,630.53	18,050.64	579.89	3.21%	5021504000 EARNED TIME - MAINT	171,619.75	159,588.87	12,030.88	7.54%
1,469.91	4,298.12	-2,828.21	-65.80%	5021516200 EARNED TIME - IT	28,562.57	20,907.50	7,655.07	36.61%
0.00	911.00	-911.00	-100.00%	5021604000 TOOL ALLOWANCE - MAINT	0.00	11,993.61	-11,993.61	-100.00%
0.00	4,256.22	-4,256.22	-100.00%	5021701000 DISABILITY - OPS	24,516.59	28,015.58	-3,498.99	-12.49%
491.98	0.00	491.98	100.00%	5021704000 DISABILITY - MAINT	4,971.72	0.00	4,971.72	100.00%
0.00	0.00	0.00	0.00%	5021716200 DISABILITY - IT	0.00	0.00	0.00	0.00%
102.56	160.00	-57.44	-35.90%	5021801000 WORKERS COMP - PAYROLL - OPS	7,742.44	5,753.66	1,988.78	34.57%
388.04	0.00	388.04	100.00%	5021804000 WORKERS COMP - PAYROLL - MAINT	1,586.79	431.04	1,155.75	268.13%
0.00	0.00	0.00	0.00%	5021816200 WORKERS COMP - PAYROLL - IT	0.00	0.00	0.00	0.00%
0.00	0.00	0.00	0.00%	5021901000 ROTATION BOARD PAY - OPS	0.00	0.00	0.00	0.00%
0.00	0.00	0.00	0.00%	5021904000 ROTATION BOARD PAY - MAINT	0.00	0.00	0.00	0.00%
0.00	0.00	0.00	0.00%	5021916000 ROTATION BOARD PAY - G&A	0.00	0.00	0.00	0.00%
0.00	0.00	0.00	0.00%	5021916200 ROTATION BOARD PAY - IT	0.00	0.00	0.00	0.00%
0.00	0.00	0.00	0.00%	5022001000 EARLY RETIREMENT PLAN - OPS	0.00	239,441.00	-239,441.00	-100.00%
0.00	0.00	0.00	0.00%	5022004000 EARLY RETIREMENT PLAN - MAINT	0.00	0.00	0.00	0.00%
0.00	0.00	0.00	0.00%	5022016000 EARLY RETIREMENT PLAN - G&A	0.00	0.00	0.00	0.00%
0.00	0.00	0.00	0.00%	5022016200 EARLY RETIREMENT PLAN - IT	0.00	0.00	0.00	0.00%
0.00	0.00	0.00	0.00%	5023001000 "SICK BANK" EXPENSES - OPS	0.00	0.00	0.00	0.00%
0.00	0.00	0.00	0.00%	5023004000 "SICK BANK" EXPENSES - MAINT	0.00	0.00	0.00	0.00%
0.00	0.00	0.00	0.00%	5023016000 "SICK BANK" EXPENSES - G&A	0.00	0.00	0.00	0.00%
0.00	0.00	0.00	0.00%	5023016200 "SICK BANK" EXPENSES - IT	0.00	0.00	0.00	0.00%
1,310,384.65	1,153,459.08	156,925.57	13.60%	5029999900 ** TOTAL FRINGE BENEFITS	12,419,140.62	12,023,884.04	395,256.58	3.29%
				5030000000 ** SERVICES				
12,126.47	26,890.55	-14,764.08	-54.90%	5030316000 PROFESSIONAL SERVICES - G&A	267,059.24	372,765.38	-105,706.14	-28.36%
525.00	0.00	525.00	100.00%	5030316200 PROFESSIONAL SERVICES - IT	3,249.00	2,221.11	1,027.89	46.28%
0.00	0.00	0.00	0.00%	5030316300 PROFESSIONAL SERVICES - IT - NON	0.00	0.00	0.00	0.00%
12,000.00	17,500.00	-5,500.00	-31.43%	5030316400 PROFESSIONAL SERVICES - G&A - N	124,600.00	150,230.00	-25,630.00	-17.06%
0.00	0.00	0.00	0.00%	5030404000 TEMPORARY HELP - MAINT	0.00	0.00	0.00	0.00%

Champaign Urbana Mass Transit District Comparative History Report

From Fiscal Year: 2026 Period 10
Thru Fiscal Year: 2026 Period 10

Division: 00 Champaign Urbana Mass Transit District

As of: 4/30/2026

Apr-2026	Apr-2025	Variance	Var/Last Var %		Jul-2025 Apr-2026	Jul-2024 Apr-2025	Variance	Var/Last Var %
0.00	0.00	0.00	0.00%	5030416000 TEMPORARY HELP - G&A	0.00	0.00	0.00	0.00%
47,566.95	17,317.29	30,249.66	174.68%	5030501000 CONTRACT MAINTENANCE - OPS	436,768.55	136,781.55	299,987.00	219.32%
44,130.24	22,554.56	21,575.68	95.66%	5030504000 CONTRACT MAINTENANCE - MAINT	389,970.08	298,194.32	91,775.76	30.78%
66,580.91	76,671.09	-10,090.18	-13.16%	5030516000 CONTRACT MAINTENANCE - G&A	646,260.34	837,392.67	-191,132.33	-22.82%
2,250.49	824.13	1,426.36	173.07%	5030516200 CONTRACT MAINTENANCE - IT	20,104.35	22,501.53	-2,397.18	-10.65%
0.00	0.00	0.00	0.00%	5030516300 CONTRACT MAINTENANCE - IT - NON	0.00	0.00	0.00	0.00%
0.00	0.00	0.00	0.00%	5030599999 CONTRACT MAINT - GASB 96 CONTR	0.00	0.00	0.00	0.00%
0.00	0.00	0.00	0.00%	5030604000 CUSTODIAL SERVICES - MAINT	0.00	392.47	-392.47	-100.00%
0.00	166.00	-166.00	-100.00%	5030801000 PRINTING SERVICES - OPS	31,341.54	45,172.07	-13,830.53	-30.62%
0.00	106.00	-106.00	-100.00%	5030804000 PRINTING SERVICES - MAINT	2,773.00	106.00	2,667.00	> 999.99%
531.00	0.00	531.00	100.00%	5030816000 PRINTING SERVICES - G&A	2,102.86	436.50	1,666.36	381.75%
0.00	0.00	0.00	0.00%	5030816200 PRINTING SERVICES - IT	195.00	2,964.00	-2,769.00	-93.42%
0.00	0.00	0.00	0.00%	5030816300 PRINTING SERVICES - IT - NON-REIM	0.00	0.00	0.00	0.00%
0.00	0.00	0.00	0.00%	5031216000 CABS	0.00	0.00	0.00	0.00%
5,952.78	7,358.90	-1,406.12	-19.11%	5039901000 OTHER SERVICES - OPS	80,953.23	68,016.03	12,937.20	19.02%
338.00	1,130.00	-792.00	-70.09%	5039904000 OTHER SERVICES - MAINT	9,180.58	9,741.66	-561.08	-5.76%
82.16	135.42	-53.26	-39.33%	5039916000 OTHER SERVICES - G&A	8,103.99	7,968.58	135.41	1.70%
1,518.39	0.00	1,518.39	100.00%	5039916200 OTHER SERVICES - IT	3,111.79	1,152.73	1,959.06	169.95%
0.00	0.00	0.00	0.00%	5039916300 OTHER SERVICES - IT - NON-REIMB	573.50	0.00	573.50	100.00%
0.00	0.00	0.00	0.00%	5039916400 OTHER SERVICES - G&A - NON-REIM	0.00	0.00	0.00	0.00%
193,602.39	170,653.94	22,948.45	13.45%	5039999900 ** TOTAL SERVICES	2,026,347.05	1,956,036.60	70,310.45	3.59%
5040000000 ** MATERIALS & SUPPLIES CONSUM								
214,152.05	131,733.77	82,418.28	62.56%	5040101000 FUEL & LUBRICANTS - OPS	1,400,962.34	1,336,319.75	64,642.59	4.84%
22,281.02	14,665.33	7,615.69	51.93%	5040104000 FUEL & LUBRICANTS - MAINT	150,797.50	136,622.59	14,174.91	10.38%
18,233.59	20,128.22	-1,894.63	-9.41%	5040201000 TIRES & TUBES - OPS - MB DO	169,828.14	164,724.19	5,103.95	3.10%
139.00	645.80	-506.80	-78.48%	5040204000 TIRES & TUBES - MAINT - DR DO	3,688.29	12,550.64	-8,862.35	-70.61%
0.00	0.00	0.00	0.00%	5040206000 TIRES & TUBES - NON-REVENUE VEH	1,086.69	1,296.68	-209.99	-16.19%
8,857.22	752.64	8,104.58	> 999.99%	5040304000 GARAGE EQUIPMENT REPAIRS - MAI	39,937.68	31,813.37	8,124.31	25.54%
25,266.80	8,528.66	16,738.14	196.26%	5040404000 BLDG & GROUND REPAIRS - MAINT -	212,005.79	267,415.55	-55,409.76	-20.72%
11,431.79	13,165.72	-1,733.93	-13.17%	5040404001 BLDG & GROUND REPAIRS - MAINT -	94,877.70	90,009.12	4,868.58	5.41%
1,319.96	174.49	1,145.47	656.47%	5040404002 BLDG & GROUND REPAIRS - MAINT -	10,381.76	4,999.90	5,381.86	107.64%
408.00	0.00	408.00	100.00%	5040404003 BLDG & GROUND REPAIRS - MAINT -	510.00	20.88	489.12	> 999.99%
0.00	0.00	0.00	0.00%	5040404004 BLDG & GROUND REPAIRS - MAINT -	7,979.75	0.00	7,979.75	100.00%
0.00	0.00	0.00	0.00%	5040404005 BLDG & GROUND REPAIRS - MAINT -	0.00	10,350.00	-10,350.00	-100.00%
8,584.73	10,472.20	-1,887.47	-18.02%	5040416200 BLDG & GROUND REPAIRS - IT	90,216.92	107,588.56	-17,371.64	-16.15%
0.00	0.00	0.00	0.00%	5040416300 BLDG & GROUND REPAIRS - IT - NON	16,062.98	10,402.67	5,660.31	54.41%

Champaign Urbana Mass Transit District Comparative History Report

From Fiscal Year: 2026 Period 10
Thru Fiscal Year: 2026 Period 10

Division: 00 Champaign Urbana Mass Transit District

As of: 4/30/2026

Apr-2026	Apr-2025	Variance	Var/Last Var %		Jul-2025 Apr-2026	Jul-2024 Apr-2025	Variance	Var/Last Var %
0.00	738.17	-738.17	-100.00%	5040416400 BLDG & GROUND REPAIRS - G&A - N	35.76	738.17	-702.41	-95.16%
0.00	0.00	0.00	0.00%	5040500001 REVENUE VEHICLE REPAIRS - CORE	-1,123.37	0.00	-1,123.37	-100.00%
242,684.81	190,514.01	52,170.80	27.38%	5040504000 REVENUE VEHICLE REPAIRS	1,611,166.00	1,687,160.74	-75,994.74	-4.50%
417.00	889.02	-472.02	-53.09%	5040604000 NON-REVENUE VEHICLE REPAIRS	21,227.63	38,600.18	-17,372.55	-45.01%
15,169.11	10,237.74	4,931.37	48.17%	5040704000 SERVICE SUPPLIES - MAINT	108,095.51	88,910.18	19,185.33	21.58%
2,794.75	1,253.85	1,540.90	122.89%	5040716200 SERVICE SUPPLIES - IT	31,550.86	16,495.52	15,055.34	91.27%
1,695.30	59.89	1,635.41	> 999.99%	5040801000 OFFICE SUPPLIES - OPS	18,324.20	15,831.08	2,493.12	15.75%
1,291.84	935.85	355.99	38.04%	5040804000 OFFICE SUPPLIES - MAINT	17,802.99	12,537.46	5,265.53	42.00%
194.83	4,361.01	-4,166.18	-95.53%	5040816000 OFFICE SUPPLIES - G&A	8,560.48	35,818.86	-27,258.38	-76.10%
661.70	0.00	661.70	100.00%	5040816200 OFFICE SUPPLIES - IT	2,121.14	3,316.15	-1,195.01	-36.04%
8,971.33	20,749.99	-11,778.66	-56.76%	5040901000 COMPUTER & SERVER - MISC EXP'S -	75,515.02	23,702.48	51,812.54	218.60%
2,569.71	6,359.10	-3,789.39	-59.59%	5040904000 COMPUTER & SERVER - MISC EXP'S -	56,121.34	16,059.12	40,062.22	249.47%
26,250.53	29,182.81	-2,932.28	-10.05%	5040916000 COMPUTER & SERVER - MISC EXP'S -	110,735.90	179,480.33	-68,744.43	-38.30%
485.84	7,063.17	-6,577.33	-93.12%	5040916200 COMPUTER & SERVER - MISC EXP'S -	20,107.14	11,508.81	8,598.33	74.71%
1,889.04	4,026.33	-2,137.29	-53.08%	5041001000 SAFETY & TRAINING - OPS	9,291.38	18,405.21	-9,113.83	-49.52%
0.00	0.00	0.00	0.00%	5041004000 SAFETY & TRAINING - MAINT	2,423.27	0.00	2,423.27	100.00%
5,475.15	23,947.40	-18,472.25	-77.14%	5041104000 PASSENGER SHELTER REPAIRS	72,553.92	78,299.68	-5,745.76	-7.34%
0.00	0.00	0.00	0.00%	5041201000 SMALL TOOLS & EQUIP - OPS	0.00	165.35	-165.35	-100.00%
1,519.97	3,256.58	-1,736.61	-53.33%	5041204000 SMALL TOOLS & EQUIP - MAINT	93,147.56	67,144.34	26,003.22	38.73%
0.00	0.00	0.00	0.00%	5041216000 SMALL TOOLS & EQUIP - G&A	204.01	550.89	-346.88	-62.97%
0.00	202.67	-202.67	-100.00%	5041216200 SMALL TOOLS & EQUIP - IT	5,099.92	7,136.43	-2,036.51	-28.54%
0.00	0.00	0.00	0.00%	5041216300 SMALL TOOLS & EQUIP - IT - NON-REI	2,440.22	0.00	2,440.22	100.00%
0.00	0.00	0.00	0.00%	5041216400 SMALL TOOLS & EQUIP - G&A - NON-	0.00	0.00	0.00	0.00%
0.00	0.00	0.00	0.00%	5041304000 FAREBOX REPAIRS	-34.54	142,553.51	-142,588.05	-100.02%
18,143.79	7,227.53	10,916.26	151.04%	5041404000 CAD/AVL,CAMERA,RADIO REPAIRS -	82,347.36	144,078.94	-61,731.58	-42.85%
1,291.68	3,795.01	-2,503.33	-65.96%	5041504000 ADA VEHICLE REPAIRS - MAINT	67,619.25	23,916.95	43,702.30	182.73%
642,180.54	515,066.96	127,113.58	24.68%	5049999900 ** TOTAL MATERIAL & SUPPLIES	4,613,668.49	4,786,524.28	-172,855.79	-3.61%
				5050000000 **UTILITIES				
44,300.76	45,662.26	-1,361.50	-2.98%	5050216000 ** UTILITIES - G&A	572,772.34	584,501.05	-11,728.71	-2.01%
2,534.40	10,508.80	-7,974.40	-75.88%	5050216200 ** UTILITIES - IT	104,981.61	122,380.39	-17,398.78	-14.22%
3,379.40	4,587.17	-1,207.77	-26.33%	5050216300 ** UTILITIES - IT - NON-REIMB	47,298.43	56,020.06	-8,721.63	-15.57%
1,888.09	1,929.62	-41.53	-2.15%	5050216400 ** UTILITIES - G&A - NON-REIMB	19,215.02	44,779.83	-25,564.81	-57.09%
52,102.65	62,687.85	-10,585.20	-16.89%	5059999900 **TOTAL UTILITIES	744,267.40	807,681.33	-63,413.93	-7.85%
				5060000000 ** CASUALTY & LIABILITY COSTS				
20,306.98	17,098.17	3,208.81	18.77%	5060104000 PHYSICAL DAMAGE PREMIUMS - MAI	203,069.80	170,981.70	32,088.10	18.77%

Champaign Urbana Mass Transit District Comparative History Report

From Fiscal Year: 2026 Period 10
Thru Fiscal Year: 2026 Period 10

Division: 00 Champaign Urbana Mass Transit District

As of: 4/30/2026

Apr-2026	Apr-2025	Variance	Var/Last Var %		Jul-2025 Apr-2026	Jul-2024 Apr-2025	Variance	Var/Last Var %
0.00	0.00	0.00	0.00%	5060116200 PHYSICAL DAMAGE PREMIUMS - IT	0.00	0.00	0.00	0.00%
-4,354.00	-11,177.63	6,823.63	-61.05%	5060204000 PHYSICAL DAMAGE RECOVERIES - M	-125,114.32	-52,328.80	-72,785.52	139.09%
67,245.38	57,573.20	9,672.18	16.80%	5060316000 PL & PD INSURANCE PREMIUMS - G&	682,242.46	578,247.30	103,995.16	17.98%
0.00	0.00	0.00	0.00%	5060316200 PL & PD INSURANCE PREMIUMS - IT	0.00	0.00	0.00	0.00%
49,869.34	38,279.09	11,590.25	30.28%	5060416000 UNINSURED PL & PD PAYOUTS - G&A	590,978.63	384,508.16	206,470.47	53.70%
6,753.58	5,491.55	1,262.03	22.98%	5060816000 PREMIUMS-OTHER COPORATE INS.	67,535.80	54,915.50	12,620.30	22.98%
139,821.28	107,264.38	32,556.90	30.35%	5069999900 ** TOTAL CASUALTY & LIABILITY	1,418,712.37	1,136,323.86	282,388.51	24.85%
5070000000 ** TAXES								
0.00	0.00	0.00	0.00%	5070316000 PROPERTY TAXES	0.00	0.00	0.00	0.00%
0.00	0.00	0.00	0.00%	5070316400 PROPERTY TAXES - NON-REIMB	0.00	0.00	0.00	0.00%
0.00	0.00	0.00	0.00%	5070401000 VEHICLE LICENSING FEES - OPS	68.00	5,767.00	-5,699.00	-98.82%
0.00	460.13	-460.13	-100.00%	5070416000 VEHICLE LICENSING FEES - G&A	0.00	460.13	-460.13	-100.00%
5,847.61	4,851.56	996.05	20.53%	5070501000 FUEL TAX	48,991.23	35,150.36	13,840.87	39.38%
5,847.61	5,311.69	535.92	10.09%	5079999900 ** TOTAL TAXES	49,059.23	41,377.49	7,681.74	18.57%
5080100000 ** PURCHASED TRANSPORTATION								
0.00	0.00	0.00	0.00%	5080116000 CABS (Closed - See GL 5031216000)	0.00	0.00	0.00	0.00%
79,142.83	74,858.83	4,284.00	5.72%	5080216000 ADA CONTRACTS	791,431.30	748,587.30	42,844.00	5.72%
79,142.83	74,858.83	4,284.00	5.72%	5089999900 **TOTAL PURCHASED TRANSPORTA	791,431.30	748,587.30	42,844.00	5.72%
5090000000 ** MISCELLANEOUS EXPENSES								
4,641.74	4,392.24	249.50	5.68%	5090116000 DUES & SUBSCRIPTIONS - G&A	62,395.22	65,005.70	-2,610.48	-4.02%
437.51	437.50	0.01	0.00%	5090116400 DUES & SUBSCRIPTIONS - G&A - NO	4,375.02	4,375.01	0.01	0.00%
27,802.33	2,570.65	25,231.68	981.53%	5090216000 TRAVEL & MEETINGS - G&A	71,295.34	58,279.59	13,015.75	22.33%
0.00	0.00	0.00	0.00%	5090716000 BAD DEBT EXPENSE	0.00	332.50	-332.50	-100.00%
11,782.13	17,223.86	-5,441.73	-31.59%	5090816000 ADVERTISING EXPENSES - G&A	107,988.83	152,680.31	-44,691.48	-29.27%
0.00	0.00	0.00	0.00%	5090816200 ADVERTISING EXPENSES - IT	0.00	990.00	-990.00	-100.00%
0.00	0.00	0.00	0.00%	5090916000 TRUSTEE COMPENSATION	4,050.00	3,450.00	600.00	17.39%
807.51	224.66	582.85	259.44%	5091016000 POSTAGE	3,686.76	2,591.01	1,095.75	42.29%
0.00	0.00	0.00	0.00%	5091516000 LOSS/DISPOSAL FIXED ASSETS	0.00	0.00	0.00	0.00%
7,403.81	26,401.03	-18,997.22	-71.96%	5091616000 ADVERTISING SERVICES EXPENSE	149,958.94	149,755.09	203.85	0.14%
0.00	0.00	0.00	0.00%	5091716000 SUBSTANCE ABUSE PROGRAM	0.00	0.00	0.00	0.00%
0.00	0.00	0.00	0.00%	5099901000 OTHER MISC EXPENSES - OPS	1,543.91	4,628.99	-3,085.08	-66.65%

Champaign Urbana Mass Transit District Comparative History Report

From Fiscal Year: 2026 Period 10
Thru Fiscal Year: 2026 Period 10

Division: 00 Champaign Urbana Mass Transit District

As of: 4/30/2026

Apr-2026	Apr-2025	Variance	Var/Last Var %		Jul-2025 Apr-2026	Jul-2024 Apr-2025	Variance	Var/Last Var %
-630.68	617.71	-1,248.39	-202.10%	5099904000 OTHER MISC EXPENSES - MAINT	10,596.52	9,962.97	633.55	6.36%
606.41	800.49	-194.08	-24.25%	5099916000 OTHER MISC EXPENSES - G&A	13,426.57	16,423.78	-2,997.21	-18.25%
0.00	0.00	0.00	0.00%	5099916200 OTHER MISC EXPENSES - IT	2,401.89	3,941.06	-1,539.17	-39.05%
4,099.86	332.25	3,767.61	> 999.99%	5099916300 OTHER MISC EXPENSES - IT - NON-R	23,722.49	5,722.21	18,000.28	314.57%
1,212.10	1,118.73	93.37	8.35%	5099916400 OTHER MISC EXPENSES - G&A - NON	35,623.07	24,266.33	11,356.74	46.80%
0.00	0.00	0.00	0.00%	5099926000 UNALLOCATED EXPENSES	0.00	0.00	0.00	0.00%
58,162.72	54,119.12	4,043.60	7.47%	5099999900 ** TOTAL MISCELLANEOUS EXPENS	491,064.56	502,404.55	-11,339.99	-2.26%
5110000000 ** INTEREST EXPENSES								
0.00	0.00	0.00	0.00%	5110116000 INTEREST - LONG-TERM DEBTS	0.00	0.00	0.00	0.00%
654.06	0.00	654.06	100.00%	5110216000 INTEREST - SHORT-TERM DEBTS	5,149.04	3,896.38	1,252.66	32.15%
0.00	0.00	0.00	0.00%	5110316000 INTEREST EXPENSE - LEASE & SBIT	0.00	0.00	0.00	0.00%
654.06	0.00	654.06	100.00%	5119999900 ** TOTAL INTEREST	5,149.04	3,896.38	1,252.66	32.15%
5120000000 ** LEASE & RENTALS								
27,072.87	27,072.87	0.00	0.00%	5120401000 PASSENGER REVENUE VEHICLES -	274,434.44	222,572.70	51,861.74	23.30%
3,872.40	7,197.78	-3,325.38	-46.20%	5120516000 SERVICE VEHICLE LEASES	68,652.42	52,615.80	16,036.62	30.48%
0.00	0.00	0.00	0.00%	5120704000 GARAGE EQUIPMENT LEASES - MAIN	0.00	0.00	0.00	0.00%
0.00	0.00	0.00	0.00%	5120901000 RADIO EQUIPMENT LEASES - OPS	0.00	0.00	0.00	0.00%
0.00	0.00	0.00	0.00%	5121216000 G&A FACILITIES LEASES	0.00	23,591.73	-23,591.73	-100.00%
1,962.56	99.37	1,863.19	> 999.99%	5121301000 MISC LEASES - OPS	21,245.29	1,792.79	19,452.50	> 999.99%
4,270.62	18,088.90	-13,818.28	-76.39%	5121304000 MISC LEASES - MAINT	64,251.96	189,161.44	-124,909.48	-66.03%
2,039.21	1,841.99	197.22	10.71%	5121316000 MISC LEASES - G&A	20,302.10	15,652.37	4,649.73	29.71%
79.81	79.49	0.32	0.40%	5121316200 MISC LEASES - IT	798.10	640.13	157.97	24.68%
0.00	0.00	0.00	0.00%	5121316300 MISC LEASES - IT - NON-REIMB	0.00	0.00	0.00	0.00%
0.00	0.00	0.00	0.00%	5121316400 MISC LEASES - G&A - NON-REIMB	0.00	2,100.00	-2,100.00	-100.00%
0.00	0.00	0.00	0.00%	5121399999 LEASES - GASB 87 CONTRA	0.00	0.00	0.00	0.00%
39,297.47	54,380.40	-15,082.93	-27.74%	5129999900 ** TOTAL LEASE & RENTALS	449,684.31	508,126.96	-58,442.65	-11.50%
5130000000 ** DEPRECIATION								
23,596.24	23,596.18	0.06	0.00%	5130201000 PASSENGER SHELTER DEPRECIATI	235,962.40	236,958.63	-996.23	-0.42%
618,487.59	728,335.25	-109,847.66	-15.08%	5130401000 REVENUE VEHICLE DEPRECIATION	6,184,875.90	5,604,315.85	580,560.05	10.36%
3,133.23	3,133.24	-0.01	0.00%	5130516000 SERVICE VEHICLE DEPRECIATION	31,332.30	31,332.29	0.01	0.00%
16,255.09	16,255.09	0.00	0.00%	5130704000 GARAGE EQUIP DEPRECIATION	162,550.90	162,550.94	-0.04	0.00%
1,977.14	1,977.13	0.01	0.00%	5130901000 REVENUE VEHICLE RADIO EQUIP DE	19,771.40	19,143.48	627.92	3.28%
15,087.38	15,087.38	0.00	0.00%	5131016000 COMPUTER EQUIP DEPRECIATION	150,873.80	159,567.11	-8,693.31	-5.45%
0.00	0.00	0.00	0.00%	5131116000 REVENUE COLLECTION EQUIP DEPR	0.00	0.00	0.00	0.00%

Champaign Urbana Mass Transit District Comparative History Report

From Fiscal Year: 2026 Period 10
Thru Fiscal Year: 2026 Period 10

Division: 00 Champaign Urbana Mass Transit District

As of: 4/30/2026

Apr-2026	Apr-2025	Variance	Var/Last Var %		Jul-2025 Apr-2026	Jul-2024 Apr-2025	Variance	Var/Last Var %
192,607.90	195,932.36	-3,324.46	-1.70%	5131216000 G&A FACILITIES DEPRECIATION	1,926,079.00	1,983,042.52	-56,963.52	-2.87%
1,415.46	1,415.46	0.00	0.00%	5131316000 G&A SYSTEM DEVELOPMENT DEPR	14,154.60	21,422.93	-7,268.33	-33.93%
8,224.85	8,224.84	0.01	0.00%	5131416000 MISCELLANEOUS EQUIP DEPR	82,248.50	82,248.50	0.00	0.00%
365.23	365.23	0.00	0.00%	5131516000 OFFICE EQUIP DEPRECIATION	3,652.30	3,652.26	0.04	0.00%
0.00	0.00	0.00	0.00%	5132016000 AMORTIZATION EXPENSE - LEASES	0.00	0.00	0.00	0.00%
0.00	0.00	0.00	0.00%	5132116000 AMORTIZATION EXPENSE - SUBSCRI	0.00	0.00	0.00	0.00%
881,150.11	994,322.16	-113,172.05	-11.38%	5139999900 ** TOTAL DEPRECIATION	8,811,501.10	8,304,234.51	507,266.59	6.11%
0.00	0.00	0.00	0.00%	5170116000 DEBT SERVICE ON EQUIPMENT & FA	0.00	0.00	0.00	0.00%
5,616,925.87	5,270,480.85	346,445.02	6.57%	5999990000 **** TOTAL EXPENSES ****	53,353,312.15	51,186,443.74	2,166,868.41	4.23%
-127,210.85	-500,972.04	373,761.19	-74.61%	5999999800 NET SURPLUS (DEFICIT)	-2,311,710.07	14,557,762.15	-16,869,472.22	-115.88%

Champaign-Urbana Mass Transit District
Accounts Payable Check Disbursement List
 BUSEY BANK OPERATING ACCOUNT

From Date: 04/1/2026 Thru Date: 04/30/2026

CheckNo	ReferenceDate	Reference	Payee	CheckAmount	C-CARTS Portion	MTD Portion	Voided
162838	01-Apr-26	A5085	AMERENIP	\$16,249.07		\$16,249.07	
162839	01-Apr-26	A8006	AT & T MOBILITY LLC	\$141.75		\$141.75	
162840	01-Apr-26	A8011	AT&T MOBILITY-CC	\$933.71		\$933.71	
162841	01-Apr-26	B0240	BALLARD POWER SYSTEMS INC.	\$1,469.00		\$1,469.00	
162842	01-Apr-26	B2230	BERNS, CLANCY & ASSOC. PC	\$1,436.00		\$1,436.00	
162843	01-Apr-26	C0365	CARLE PHYSICIAN GROUP	\$4,574.00	\$157.00	\$4,417.00	
162844	01-Apr-26	E7440	ERICH ROE	\$50.00		\$50.00	
162845	01-Apr-26	I4790	ILLINOIS-AMERICAN WATER	\$2,715.58		\$2,715.58	
162846	01-Apr-26	O8113	OTIS ELEVATOR COMPANY	\$3,469.20		\$3,469.20	
162847	01-Apr-26	P6275	CHRIS POPOVICH	\$75.00		\$75.00	
162848	01-Apr-26	P7506	Progressive Northern Insurance Company	\$58.50		\$58.50	
162849	01-Apr-26	S6235	SOUTHERN BUS & MOBILITY INC	\$40.75		\$40.75	
162850	01-Apr-26	U5180	UNITED PARCEL SERVICE	\$276.66		\$276.66	
162851	01-Apr-26	U5184	UPS SUPPLY CHAIN SOLUTIONS	\$338.19		\$338.19	
162852	01-Apr-26	U5996	UNIVERSITY OF ILLINOIS	\$433.00		\$433.00	
162853	01-Apr-26	V2233	VERIZON WIRELESS	\$360.10	\$360.10	\$0.00	
162854	08-Apr-26	A5085	AMERENIP	\$10,820.93		\$10,820.93	
162855	08-Apr-26	C3512	CINTAS FIRST AID & SAFETY	\$111.37		\$111.37	
162856	08-Apr-26	C6263	COMCAST CABLE	\$657.99		\$657.99	
162857	08-Apr-26	F3800	PHILIP FISCELLA	\$200.00		\$200.00	
162858	08-Apr-26	I4790	ILLINOIS-AMERICAN WATER	\$463.45		\$463.45	
162859	08-Apr-26	I8235	I3 BROADBAND - CU	\$649.98		\$649.98	
162860	08-Apr-26	L6446	LOWE'S	\$255.02		\$255.02	
162861	08-Apr-26	P2255	PETTY CASH (GENERAL FUND)	\$54.00		\$54.00	
162862	08-Apr-26	S6235	SOUTHERN BUS & MOBILITY INC	\$660.67		\$660.67	
162863	08-Apr-26	U7355	U-C SANITARY DISTRICT	\$6,268.75		\$6,268.75	
162864	08-Apr-26	V2233	VERIZON WIRELESS	\$949.63		\$949.63	
162865	15-Apr-26	C0365	CARLE PHYSICIAN GROUP	\$3,210.90	\$316.00	\$2,894.90	
162866	15-Apr-26	C6262	COMBINED CHARITABLE CAMPAIGN	\$7,438.52		\$7,438.52	
162867	15-Apr-26	C6263	COMCAST CABLE	\$330.37		\$330.37	
162868	15-Apr-26	N2295	THE NEWS GAZETTE	\$417.90		\$417.90	
162869	15-Apr-26	P0357	PARKLAND COLLEGE	\$1,970.68		\$1,970.68	
162870	15-Apr-26	S8061	STERICYCLE, INC.	\$213.61		\$213.61	
162871	15-Apr-26	T7585	TRUGREEN CHEMLAWN	\$192.12		\$192.12	
162872	15-Apr-26	U5180	UNITED PARCEL SERVICE	\$437.97		\$437.97	
162873	15-Apr-26	U7357	CITY OF URBANA	\$6,769.85		\$6,769.85	
162874	22-Apr-26	A8012	AT&T	\$204.17		\$204.17	
162875	22-Apr-26	A8015	AT & T	\$1,828.13		\$1,828.13	
162876	22-Apr-26	C6225	TERRY COLLIER	\$572.25		\$572.25	
162877	22-Apr-26	C6263	COMCAST CABLE	\$182.13		\$182.13	
162878	22-Apr-26	D0271	DANVILLE MASS TRANSIT	\$1,989.50		\$1,989.50	
162879	22-Apr-26	I4790	ILLINOIS-AMERICAN WATER	\$998.95		\$998.95	
162880	22-Apr-26	M9500	MYERS AND SONS COMPANY LLC	\$300.00		\$300.00	
162881	22-Apr-26	U5180	UNITED PARCEL SERVICE	\$444.79		\$444.79	
162882	29-Apr-26	A5085	AMERENIP	\$11,388.41		\$11,388.41	
162883	29-Apr-26	A8006	AT & T MOBILITY LLC	\$47.25		\$47.25	
162884	29-Apr-26	A8007	AT & T	\$645.44		\$645.44	
162885	29-Apr-26	A8011	AT&T MOBILITY-CC	\$1,116.04		\$1,116.04	
162886	29-Apr-26	C0364	CARLE PHYSICIAN GROUP	\$7,122.50		\$7,122.50	
162887	29-Apr-26	C3051	CHAMPAIGN CO. COLLECTOR	\$2,519.64		\$2,519.64	
162888	29-Apr-26	C6263	COMCAST CABLE	\$369.88		\$369.88	
162889	29-Apr-26	I4790	ILLINOIS-AMERICAN WATER	\$3,059.92		\$3,059.92	
162890	29-Apr-26	U5180	UNITED PARCEL SERVICE	\$1,732.72		\$1,732.72	
162891	29-Apr-26	U7355	U-C SANITARY DISTRICT	\$1,845.18		\$1,845.18	

Champaign-Urbana Mass Transit District
Accounts Payable Check Disbursement List
 BUSEY BANK OPERATING ACCOUNT

From Date: 04/1/2026 Thru Date: 04/30/2026

CheckNo	ReferenceDate	Reference	Payee	CheckAmount	C-CARTS Portion	MTD Portion	Voided
162892	29-Apr-26	U7357	CITY OF URBANA	\$38.75		\$38.75	
162893	29-Apr-26	V2233	VERIZON WIRELESS	\$360.10	\$360.10	\$0.00	
4012026	01-Apr-26	D3100	DIVVY	\$31,253.73		\$31,253.73	
4092026	10-Apr-26	U7359	URBANA MUNICIPAL EMPL. CREDIT UNION	\$46,445.83		\$46,445.83	
4102026	10-Apr-26	I0025	VANTAGEPOINT TRANSFER AGENTS - 301281	\$14,189.23		\$14,189.23	
4112026	10-Apr-26	I0025	VANTAGEPOINT TRANSFER AGENTS - 301281	\$916.01		\$916.01	
4122026	10-Apr-26	I0025	VANTAGEPOINT TRANSFER AGENTS - 301281	\$15,229.02		\$15,229.02	
4132026	10-Apr-26	I0025	VANTAGEPOINT TRANSFER AGENTS - 301281	\$10,083.27		\$10,083.27	
4142026	14-Apr-26	I4830	IMRF	\$5,305.38		\$5,305.38	
4152026	15-Apr-26	I4830	IMRF	\$57,723.92		\$57,723.92	
4172026	17-Apr-26	I4830	IMRF	\$271,254.68		\$271,254.68	
4182026	17-Apr-26	I4830	IMRF	\$5,377.92	\$3,382.82	\$1,995.10	
4192026	16-Apr-26	C3560	CIRCLE K FLEET	\$14,133.50	\$14,043.14	\$90.36	
4202026	4/15/2026	D3100	DIVVY	\$23,295.03		\$23,295.03	
4212026	4/24/2026	I0025	VANTAGEPOINT TRANSFER AGENTS - 301281	\$14,324.86		\$14,324.86	
4222026	4/24/2026	I0025	VANTAGEPOINT TRANSFER AGENTS - 301281	\$916.01		\$916.01	
4232026	4/24/2026	I0025	VANTAGEPOINT TRANSFER AGENTS - 301281	\$15,337.27		\$15,337.27	
4242026	4/24/2026	I0025	VANTAGEPOINT TRANSFER AGENTS - 301281	\$10,183.27		\$10,183.27	
4252026	4/23/2026	I4830	IMRF	\$61,585.67		\$61,585.67	
4262026	4/24/2026	U7359	URBANA MUNICIPAL EMPL. CREDIT UNION	\$48,006.52		\$48,006.52	
4272026	4/23/2026	H2050	HEALTH CARE SERVICE CORPORATION	\$532,597.85		\$532,597.85	
4282026	4/23/2026	H2050	HEALTH CARE SERVICE CORPORATION	\$9,144.48	\$9,144.48	\$0.00	
				<u>\$1,298,763.42</u>	<u>\$27,763.64</u>	<u>\$1,270,999.78</u>	

Champaign Urbana Mass Transit District
Accounts Payable Check Disbursement List

Checking Account #: 011-8189-0

FLEX CHECKING-BUSEY BANK

From Date: 4/30/2026

Thru Date: 4/30/2026

Check #	Check Date	Ref #	Name	Amount	Voided
4302026	4/30/2026	F4640	FLEX-EMPLOYEE REIMB.	\$12,243.60	
			Total:	\$12,243.60	

Champaign Urbana Mass Transit District
Accounts Payable Check Disbursement List

Checking Account #: 5730300

PROSPECT BANK - MUNIWISE FUNDS

From Date: 4/3/2026

Thru Date: 4/3/2026

Check #	Check Date	Ref #	Name	Amount	Voided
4032026	4/3/2026	D0426	DAVIS-HOUK MECHANICAL, INC	\$1,750.00	
			Total:	\$1,750.00	

**Champaign-Urbana Mass Transit District
Accounts Payable ACH Disbursement List
BUSEY BANK OPERATING ACCOUNT**

From Date: 04/1/2026 Thru Date: 04/30/2026

Pymt Type	Date	Reference	Payee	ACH Amount	C-CARTS Portion	MTD Portion	Voided
ACH	03-Apr-26	295371-A1934	ADVANCE AUTO PARTS	\$22.56		\$22.56	
ACH	03-Apr-26	295371-A4716	ALLIANT INSURANCE SERVICES, INC.	\$9,872.00		\$9,872.00	
ACH	03-Apr-26	295371-A85755	AUTOMOTIVE COLOR & SUPPLY CORP	\$239.65		\$239.65	
ACH	03-Apr-26	295371-B0250	Balcones Midwest LLC	\$10.00		\$10.00	
ACH	03-Apr-26	295371-B3555	BIRKEY'S FARM STORE, INC.	\$4,426.10		\$4,426.10	
ACH	03-Apr-26	295371-B7468	Broeren Russo Construction, Inc.	\$683,689.41		\$683,689.41	
ACH	03-Apr-26	295371-C1130	CBRE. INC.	\$14,000.00		\$14,000.00	
ACH	03-Apr-26	295371-C2165	CENTRAL ILLINOIS TRUCKS	\$32,128.63		\$32,128.63	
ACH	03-Apr-26	295371-C3100	CHELSEA FINANCIAL GROUP, LTD.	\$34,996.41		\$34,996.41	
ACH	03-Apr-26	295371-C3106	ADI EAST LLC	\$4,989.23		\$4,989.23	
ACH	03-Apr-26	295371-C4588	CLEAN UNIFORM COMPANY	\$1,577.04		\$1,577.04	
ACH	03-Apr-26	295371-D0426	DAVIS-HOUK MECHANICAL, INC	\$4,222.29		\$4,222.29	
ACH	03-Apr-26	295371-D2012	DEAN'S GRAPHICS	\$609.00		\$609.00	
ACH	03-Apr-26	295371-D3630	DIXON GRAPHICS	\$113.00		\$113.00	
ACH	03-Apr-26	295371-D8520	DUNCAN SUPPLY CO. INC.	\$626.92		\$626.92	
ACH	03-Apr-26	295371-D8587	DUST & SON OF CHAMPAIGN COUNTY, INC	\$80.60		\$80.60	
ACH	03-Apr-26	295371-E3390	EIGHT 22, LLC	\$4,125.00		\$4,125.00	
ACH	03-Apr-26	295371-E5950	LTD TECHNOLOGY SOLUTIONS, INC.	\$403.84		\$403.84	
ACH	03-Apr-26	295371-F6367	FORD CITY	\$519.50		\$519.50	
ACH	03-Apr-26	295371-G2287	GFL ENVIRONMENTAL HOLDINGS (US), INC	\$133.63		\$133.63	
ACH	03-Apr-26	295371-G4290	GLOBAL INDUSTRIAL	\$671.30		\$671.30	
ACH	03-Apr-26	295371-G4293	GLOBAL TECHNICAL SYSTEMS, INC.	\$1,386.19		\$1,386.19	
ACH	03-Apr-26	295371-G7308	GRAINGER	\$2,255.86		\$2,255.86	
ACH	03-Apr-26	295371-H0980	HDA LIFTS LLC	\$2,532.00		\$2,532.00	
ACH	03-Apr-26	295371-H1000	HDR ENGINEERING, INC.	\$5,808.58		\$5,808.58	
ACH	03-Apr-26	295371-H6260	ILLINOIS POWER MARKING CO	\$12,593.54		\$12,593.54	
ACH	03-Apr-26	295371-I4841	ILLINOIS PUBLIC RISK FUND	\$62,004.00	\$992.13	\$61,011.87	
ACH	03-Apr-26	295371-I5758	INIT INC.	\$48,355.44		\$48,355.44	
ACH	03-Apr-26	295371-I5904	INTERSTATE BATTERIES	\$755.27		\$755.27	
ACH	03-Apr-26	295371-J0320	JANITOR & MAINTENANCE SUPPLIES, INC.	\$168.89		\$168.89	
ACH	03-Apr-26	295371-K2190	KEN'S OIL SERVICE, INC.	\$43,332.55		\$43,332.55	
ACH	03-Apr-26	295371-L8525	LUMINATOR TECHNOLOGY GROUP GLOBAL, INI	\$1,660.00		\$1,660.00	
ACH	03-Apr-26	295371-M1246	MCMASTER-CARR SUPPLY CO.	\$90.57		\$90.57	
ACH	03-Apr-26	295371-M2179	MENARD-INC.	\$292.40		\$292.40	
ACH	03-Apr-26	295371-M3374	MID ILLINOIS CONCRETE & EXCAVATION, INC.	\$24,675.00		\$24,675.00	
ACH	03-Apr-26	295371-M3408	MIDWEST TRANSIT EQUIPMENT, INC.	\$3,723.09		\$3,723.09	
ACH	03-Apr-26	295371-N0320	GENUINE PARTS COMPANY INC	\$519.80		\$519.80	
ACH	03-Apr-26	295371-N2290	NEW FLYER INDUSTRIES	\$9,120.00		\$9,120.00	
ACH	03-Apr-26	295371-N2292	THE AFTERMARKET PARTS COMPANY, LLC.	\$56,811.26		\$56,811.26	
ACH	03-Apr-26	295371-O7370	O'REILLY AUTOMOTIVE, INC.	\$1,546.89		\$1,546.89	
ACH	03-Apr-26	295371-O7450	ORKIN EXTERMINATING CO.	\$1,643.98		\$1,643.98	
ACH	03-Apr-26	295371-Q8455	QUILL	\$259.90		\$259.90	
ACH	03-Apr-26	295371-R6000	ROBBINS, SCHWARTZ, NICHOLAS, LIFTON & TA	\$12,627.49		\$12,627.49	
ACH	03-Apr-26	295371-S3086	SHERWIN-WILLIAMS	\$104.58		\$104.58	
ACH	03-Apr-26	295371-S6545	SPECIALTY FIELD SERVICE, INC.	\$25,034.00		\$25,034.00	
ACH	03-Apr-26	295371-S8530	GROWMARK INC	\$56,714.11		\$56,714.11	
ACH	03-Apr-26	295371-T5010	Turbo Images Corp.	\$1,864.70		\$1,864.70	
ACH	03-Apr-26	295371-T9072	TWIN CITY INDUSTRIAL RUBBER, INC.	\$50.14		\$50.14	
ACH	03-Apr-26	295371-U5998	UNIVERSITY OF ILLINOIS	\$32,732.83		\$32,732.83	
ACH	03-Apr-26	295371-X8300	XPO LOGISTICS FREIGHT, INC.	\$164.69		\$164.69	

**Champaign-Urbana Mass Transit District
Accounts Payable ACH Disbursement List
BUSEY BANK OPERATING ACCOUNT**

From Date: 04/1/2026 Thru Date: 04/30/2026

Pymt Type	Date	Reference	Payee	ACH Amount	C-CARTS Portion	MTD Portion	Voided
ACH	10-Apr-26	295626-B0060	BACON & VAN BUSKIRK	\$1,125.00		\$1,125.00	
ACH	10-Apr-26	295626-B3555	BIRKEY'S FARM STORE, INC.	\$2,699.49		\$2,699.49	
ACH	10-Apr-26	295626-B43301	RICHARD W. BARNES	\$300.00		\$300.00	
ACH	10-Apr-26	295626-B4585	LAURA W. BLEILL	\$150.00		\$150.00	
ACH	10-Apr-26	295626-B7468	Broeren Russo Construction, Inc.	\$657,851.92		\$657,851.92	
ACH	10-Apr-26	295626-B7494	MARK BROWN	\$200.00		\$200.00	
ACH	10-Apr-26	295626-C0340	CARDINAL INFRASTRUCTURE, LLC	\$7,500.00		\$7,500.00	
ACH	10-Apr-26	295626-C2165	CENTRAL ILLINOIS TRUCKS	\$12,258.99		\$12,258.99	
ACH	10-Apr-26	295626-C2231	CERTIFIED LABORATORIES	\$1,854.98		\$1,854.98	
ACH	10-Apr-26	295626-C3094	CHARD, SNYDER & ASSOCIATES, LLC	\$595.00		\$595.00	
ACH	10-Apr-26	295626-C3100	CHELSEA FINANCIAL GROUP, LTD.	\$3,705.74		\$3,705.74	
ACH	10-Apr-26	295626-C3106	ADI EAST LLC	\$19,034.91		\$19,034.91	
ACH	10-Apr-26	295626-C4588	CLEAN UNIFORM COMPANY	\$45.93		\$45.93	
ACH	10-Apr-26	295626-C6258	COLUMBIA STREET ROASTERY	\$379.50		\$379.50	
ACH	10-Apr-26	295626-C6299	CORNERSTONE GOVERNMENT AFFAIRS, INC.	\$4,500.00		\$4,500.00	
ACH	10-Apr-26	295626-C8450	CU HARDWARE COMPANY	\$58.77		\$58.77	
ACH	10-Apr-26	295626-D0423	DAVE & HARRY LOCKSMITHS	\$1,156.50		\$1,156.50	
ACH	10-Apr-26	295626-D2012	DEAN'S GRAPHICS	\$2,645.00		\$2,645.00	
ACH	10-Apr-26	295626-D2250	DELTA SAFETY SERVICES	\$830.00		\$830.00	
ACH	10-Apr-26	295626-D2850	DEVELOPMENTAL SERVICES	\$46,410.00		\$46,410.00	
ACH	10-Apr-26	295626-D8587	DUST & SON OF CHAMPAIGN COUNTY, INC	\$44.17		\$44.17	
ACH	10-Apr-26	295626-E0368	EAST PENN MANUFACTURING CO.	\$2,497.24		\$2,497.24	
ACH	10-Apr-26	295626-F0365	FASTENAL COMPANY	\$287.58		\$287.58	
ACH	10-Apr-26	295626-F2138	FEHR GRAHAM & ASSOCIATES LLC	\$1,650.00		\$1,650.00	
ACH	10-Apr-26	295626-F7420	H. GEORGE FRIEDMAN JR.	\$150.00		\$150.00	
ACH	10-Apr-26	295626-G2287	GFL ENVIRONMENTAL HOLDINGS (US), INC	\$3,161.23		\$3,161.23	
ACH	10-Apr-26	295626-G4293	GLOBAL TECHNICAL SYSTEMS, INC.	\$2,558.02		\$2,558.02	
ACH	10-Apr-26	295626-G7308	GRAINGER	\$1,011.60		\$1,011.60	
ACH	10-Apr-26	295626-H6260	ILLINOIS POWER MARKING CO	\$6,969.06		\$6,969.06	
ACH	10-Apr-26	295626-I5758	INIT INC.	\$320,277.26		\$320,277.26	
ACH	10-Apr-26	295626-K2166	KEMPER INDUSTRIAL EQUIP.	\$517.50		\$517.50	
ACH	10-Apr-26	295626-K2190	KEN'S OIL SERVICE, INC.	\$467.10		\$467.10	
ACH	10-Apr-26	295626-K8564	KURLAND STEEL COMPANY	\$15.43		\$15.43	
ACH	10-Apr-26	295626-L2005	DONALD DAVID OWEN	\$3,975.00		\$3,975.00	
ACH	10-Apr-26	295626-L6285	LOOMIS ARMoured US, LLC	\$448.71		\$448.71	
ACH	10-Apr-26	295626-M1269	MCS OFFICE TECHNOLOGIES	\$18,390.00		\$18,390.00	
ACH	10-Apr-26	295626-M2179	MENARD-INC.	\$649.34		\$649.34	
ACH	10-Apr-26	295626-M8540	MUTUAL OF OMAHA INSURANCE COMPANY	\$22,406.41	\$56.40	\$22,350.01	
ACH	10-Apr-26	295626-N2292	THE AFTERMARKET PARTS COMPANY, LLC.	\$34,842.61		\$34,842.61	
ACH	10-Apr-26	295626-N6450	ALAN NUDO	\$350.00		\$350.00	
ACH	10-Apr-26	295626-O2420	Office Essentials, Inc.	\$178.81		\$178.81	
ACH	10-Apr-26	295626-P0015	3PLAY MEDIA, INC	\$260.42		\$260.42	
ACH	10-Apr-26	295626-S0085	SLE TECHNOLOGIES, INC.	\$20,636.91		\$20,636.91	
ACH	10-Apr-26	295626-S5173	SMILE POLITELY, INC.	\$7,500.00		\$7,500.00	
ACH	10-Apr-26	295626-S6693	SPIREON, INC.	\$810.40		\$810.40	
ACH	10-Apr-26	295626-S8525	SUN LIFE ASSURANCE COMPANY OF CANADA	\$18,258.25	\$413.40	\$17,844.85	
ACH	10-Apr-26	295626-S8530	GROWMARK INC	\$64,090.33		\$64,090.33	
ACH	10-Apr-26	295626-T2205	CONSOLIDATED ELECTRICAL DISTRIBUTORS, IN	\$372.93		\$372.93	
ACH	10-Apr-26	295626-T5010	Turbo Images Corp.	\$4,740.19		\$4,740.19	
ACH	10-Apr-26	295626-T7299	9280-0366 QUEBEC INC.	\$5,480.87		\$5,480.87	

**Champaign-Urbana Mass Transit District
Accounts Payable ACH Disbursement List
BUSEY BANK OPERATING ACCOUNT**

From Date: 04/1/2026 Thru Date: 04/30/2026

Pymt Type	Date	Reference	Payee	ACH Amount	C-CARTS Portion	MTD Portion	Voided
ACH	10-Apr-26	295626-T7420	TRILLIUM TRANSPORTATION FUELS, LLC	\$10,250.00		\$10,250.00	
ACH	10-Apr-26	295626-U4850	MOHAMMAD SHARIF ULLAH	\$100.00		\$100.00	
ACH	10-Apr-26	295626-U5170	UNITED FUEL CO.	\$808.54		\$808.54	
ACH	10-Apr-26	295626-U7385	URBANA TRUE TIRES	\$129.95		\$129.95	
ACH	10-Apr-26	295626-Z6240	Zoro Tools, Inc.	\$440.97		\$440.97	
ACH	17-Apr-26	295925-A1934	ADVANCE AUTO PARTS	\$19.71		\$19.71	
ACH	17-Apr-26	295925-A4804	ALPHA CONTROLS & SERVICES LLC	\$1,980.00		\$1,980.00	
ACH	17-Apr-26	295925-B0090	BAE SYSTEMS CONTROLS, INC.	\$3,387.81		\$3,387.81	
ACH	17-Apr-26	295925-B0250	Balcones Midwest LLC	\$625.12		\$625.12	
ACH	17-Apr-26	295925-B3555	BIRKEY'S FARM STORE, INC.	\$600.98		\$600.98	
ACH	17-Apr-26	295925-C2165	CENTRAL ILLINOIS TRUCKS	\$9,782.66		\$9,782.66	
ACH	17-Apr-26	295925-C2231	CERTIFIED LABORATORIES	\$2,109.45		\$2,109.45	
ACH	17-Apr-26	295925-C3052	CHAMPAIGN COUNTY REGIONAL PLANNING	\$2,621.73	\$2,621.73	\$0.00	
ACH	17-Apr-26	295925-C3106	ADI EAST LLC	\$2,096.83		\$2,096.83	
ACH	17-Apr-26	295925-C4588	CLEAN UNIFORM COMPANY	\$834.61		\$834.61	
ACH	17-Apr-26	295925-C6282	CONNOR COMPANY	\$72.64		\$72.64	
ACH	17-Apr-26	295925-D0423	DAVE & HARRY LOCKSMITHS	\$13.00		\$13.00	
ACH	17-Apr-26	295925-D0426	DAVIS-HOUK MECHANICAL, INC	\$4,872.42		\$4,872.42	
ACH	17-Apr-26	295925-D2012	DEAN'S GRAPHICS	\$3,024.00		\$3,024.00	
ACH	17-Apr-26	295925-D2126	DELL MARKETING LP	\$603.58		\$603.58	
ACH	17-Apr-26	295925-D2900	DEWBERRY ENGINEERS INC.	\$7,226.00		\$7,226.00	
ACH	17-Apr-26	295925-D8587	DUST & SON OF CHAMPAIGN COUNTY, INC	\$199.05		\$199.05	
ACH	17-Apr-26	295925-E0368	EAST PENN MANUFACTURING CO.	\$2,479.61		\$2,479.61	
ACH	17-Apr-26	295925-F4750	FLIX BUS INC.	\$3,390.53		\$3,390.53	
ACH	17-Apr-26	295925-F6367	FORD CITY	\$464.66		\$464.66	
ACH	17-Apr-26	295925-G4293	GLOBAL TECHNICAL SYSTEMS, INC.	\$531.62		\$531.62	
ACH	17-Apr-26	295925-G7308	GRAINGER	\$575.72		\$575.72	
ACH	17-Apr-26	295925-H3564	HIRERIGHT GIS INTERMEDIATE CORP, INC.	\$3,349.92	\$333.60	\$3,016.32	
ACH	17-Apr-26	295925-H6260	ILLINOIS POWER MARKING CO	\$51.07		\$51.07	
ACH	17-Apr-26	295925-H9575	FPA INC	\$5,802.00		\$5,802.00	
ACH	17-Apr-26	295925-I1595	IDENTISYS INCORPORATED	\$1,037.75		\$1,037.75	
ACH	17-Apr-26	295925-I4745	ILLINI CONTRACTORS SUPPLY	\$97.43		\$97.43	
ACH	17-Apr-26	295925-J0320	JANITOR & MAINTENANCE SUPPLIES, INC.	\$417.36		\$417.36	
ACH	17-Apr-26	295925-K2190	KEN'S OIL SERVICE, INC.	\$7,346.71		\$7,346.71	
ACH	17-Apr-26	295925-M0350	MANSFIELD POWER & GAS LLC	\$10,108.80		\$10,108.80	
ACH	17-Apr-26	295925-M1246	MCMASTER-CARR SUPPLY CO.	\$136.86		\$136.86	
ACH	17-Apr-26	295925-M2179	MENARD-INC.	\$88.17		\$88.17	
ACH	17-Apr-26	295925-M2310	MEYER CAPEL	\$4,880.50		\$4,880.50	
ACH	17-Apr-26	295925-M6000	Mobile Communications America Inc.	\$928.67	\$928.67	\$0.00	
ACH	17-Apr-26	295925-N0320	GENUINE PARTS COMPANY INC	\$67.99		\$67.99	
ACH	17-Apr-26	295925-N2292	THE AFTERMARKET PARTS COMPANY, LLC.	\$8,847.41		\$8,847.41	
ACH	17-Apr-26	295925-O2420	Office Essentials, Inc.	\$13.88		\$13.88	
ACH	17-Apr-26	295925-O7370	O'REILLY AUTOMOTIVE, INC.	\$277.68		\$277.68	
ACH	17-Apr-26	295925-P4525	NORMA MCFARLAND	\$476.92		\$476.92	
ACH	17-Apr-26	295925-P6385	POTTER ELECTRIC SERVICE INC.	\$3,017.42		\$3,017.42	
ACH	17-Apr-26	295925-Q8455	QUILL	\$169.94		\$169.94	
ACH	17-Apr-26	295925-S0078	SAFETY-KLEEN CORP.	\$1,117.36		\$1,117.36	
ACH	17-Apr-26	295925-S3086	SHERWIN-WILLIAMS	\$3,129.35		\$3,129.35	
ACH	17-Apr-26	295925-S6693	SPIREON, INC.	\$1,046.17		\$1,046.17	
ACH	17-Apr-26	295925-S8530	GROWMARK INC	\$96,148.71		\$96,148.71	
ACH	17-Apr-26	295925-T2064	TEE JAY CENTRAL, INC.	\$590.00		\$590.00	
ACH	17-Apr-26	295925-T2225	TERMINAL SUPPLY COMPANY	\$54.00		\$54.00	
ACH	17-Apr-26	295925-T9069	TWILIO INC	\$927.57		\$927.57	
ACH	17-Apr-26	295925-U7385	URBANA TRUE TIRES	\$173.95		\$173.95	
ACH	17-Apr-26	295925-V3370	VIA TRANSPORTATION, INC.	\$3,834.73		\$3,834.73	
ACH	17-Apr-26	295925-V3590	VITAL EDUCATION & SUPPLY, INC.	\$57.54		\$57.54	

**Champaign-Urbana Mass Transit District
Accounts Payable ACH Disbursement List
BUSEY BANK OPERATING ACCOUNT**

From Date: 04/1/2026 Thru Date: 04/30/2026

Pymt Type	Date	Reference	Payee	ACH Amount	C-CARTS Portion	MTD Portion	Voided
ACH	17-Apr-26	295925-W2170	WELLS FARGO FINANCIAL LEASING, INC.	\$2,169.97	\$174.71	\$1,995.26	
ACH	17-Apr-26	295925-X8300	XPO LOGISTICS FREIGHT, INC.	\$913.31		\$913.31	
ACH	17-Apr-26	295925-Z6240	Zoro Tools, Inc.	\$588.26		\$588.26	
ACH	24-Apr-26	296164-A0030	A & R SERVICES, INC.	\$2,434.03		\$2,434.03	
ACH	24-Apr-26	296164-B0090	BAE SYSTEMS CONTROLS, INC.	\$14,517.03		\$14,517.03	
ACH	24-Apr-26	296164-B3555	BIRKEY'S FARM STORE, INC.	\$1,199.44		\$1,199.44	
ACH	24-Apr-26	296164-B7505	BROWNFIELD ENTERPRISES, INC.	\$4,035.25		\$4,035.25	
ACH	24-Apr-26	296164-C2156	CENTER FOR TRANSPORTATION & THE ENVIRO	\$5,400.00		\$5,400.00	
ACH	24-Apr-26	296164-C3106	ADI EAST LLC	\$3,875.27		\$3,875.27	
ACH	24-Apr-26	296164-C4588	CLEAN UNIFORM COMPANY	\$927.30		\$927.30	
ACH	24-Apr-26	296164-C6258	COLUMBIA STREET ROASTERY	\$180.00		\$180.00	
ACH	24-Apr-26	296164-C8510	CURRENT SOLUTIONS OF THE MIDWEST LLC	\$8,160.00		\$8,160.00	
ACH	24-Apr-26	296164-D2012	DEAN'S GRAPHICS	\$149.00		\$149.00	
ACH	24-Apr-26	296164-D2018	FIFTH ASSET, INC.	\$7,426.30		\$7,426.30	
ACH	24-Apr-26	296164-D2126	DELL MARKETING LP	\$981.16		\$981.16	
ACH	24-Apr-26	296164-E5950	LTD TECHNOLOGY SOLUTIONS, INC.	\$13,466.32		\$13,466.32	
ACH	24-Apr-26	296164-E8500	EUN KYEONG ANNA HENNEQUET	\$18.56		\$18.56	
ACH	24-Apr-26	296164-F0365	FASTENAL COMPANY	\$769.28		\$769.28	
ACH	24-Apr-26	296164-F6367	FORD CITY	\$467.70		\$467.70	
ACH	24-Apr-26	296164-G3102	GHR ENGINEERS & ASSOCIATES, INC.	\$525.00		\$525.00	
ACH	24-Apr-26	296164-G4290	GLOBAL INDUSTRIAL	\$209.39		\$209.39	
ACH	24-Apr-26	296164-G4293	GLOBAL TECHNICAL SYSTEMS, INC.	\$750.00		\$750.00	
ACH	24-Apr-26	296164-G6300	GOODYEAR TIRE & RUBBER CO	\$17,733.59		\$17,733.59	
ACH	24-Apr-26	296164-G7308	GRAINGER	\$222.56		\$222.56	
ACH	24-Apr-26	296164-G7375	GRIMCO, INC	\$3,037.97		\$3,037.97	
ACH	24-Apr-26	296164-I4840	ILLINOIS OIL MARKETING	\$1,725.52		\$1,725.52	
ACH	24-Apr-26	296164-J0320	JANITOR & MAINTENANCE SUPPLIES, INC.	\$212.25		\$212.25	
ACH	24-Apr-26	296164-K2166	KEMPER INDUSTRIAL EQUIP.	\$170.00		\$170.00	
ACH	24-Apr-26	296164-K2190	KEN'S OIL SERVICE, INC.	\$4,723.64		\$4,723.64	
ACH	24-Apr-26	296164-M1269	MCS OFFICE TECHNOLOGIES	\$1,087.50		\$1,087.50	
ACH	24-Apr-26	296164-M2179	MENARD-INC.	\$942.88		\$942.88	
ACH	24-Apr-26	296164-M7377	MSA SAFETY INCORPORATED	\$7,400.00		\$7,400.00	
ACH	24-Apr-26	296164-N0320	GENUINE PARTS COMPANY INC	\$435.96		\$435.96	
ACH	24-Apr-26	296164-N2292	THE AFTERMARKET PARTS COMPANY, LLC.	\$22,461.72		\$22,461.72	
ACH	24-Apr-26	296164-O2420	Office Essentials, Inc.	\$387.78		\$387.78	
ACH	24-Apr-26	296164-O7370	O'REILLY AUTOMOTIVE, INC.	\$82.87		\$82.87	
ACH	24-Apr-26	296164-P6385	POTTER ELECTRIC SERVICE INC.	\$6,692.22		\$6,692.22	
ACH	24-Apr-26	296164-Q8455	QUILL	\$215.34		\$215.34	
ACH	24-Apr-26	296164-S3086	SHERWIN-WILLIAMS	\$1,521.36		\$1,521.36	
ACH	24-Apr-26	296164-S3100	SHI INTERNATIONAL CORP.	\$17,961.48		\$17,961.48	
ACH	24-Apr-26	296164-S5192	S. J. SMITH WELDING SUPPLY	\$86.49		\$86.49	
ACH	24-Apr-26	296164-S6693	SPIREON, INC.	\$250.40		\$250.40	
ACH	24-Apr-26	296164-T2225	TERMINAL SUPPLY COMPANY	\$616.49		\$616.49	
ACH	24-Apr-26	296164-U7385	URBANA TRUE TIRES	\$34.95		\$34.95	
ACH	24-Apr-26	296164-Z6240	Zoro Tools, Inc.	\$262.62		\$262.62	
				<u>\$2,883,448.17</u>	<u>\$5,520.64</u>	<u>\$2,877,927.53</u>	

MTD - Bank & Investment Balances

Financial Institution	Bank Bal @ 04/30/26	Interest Rate	Maturity
Busey Bank			
Payroll	\$5,000.00	-	
Illinois Terminal - Square POS	\$101,932.49	-	
Operating	\$350,000.00	-	
C-CARTS	\$198,004.46	-	
Sec 125 Flexible Spending Plan	\$152,269.63	-	
ATM	\$22,310.82	-	
Money Market	\$16,490,803.32	3.040%	
The Illinois Funds	\$14,729,517.56	3.774%	
Prospect Bank			
MuniWise	\$1,087.23	2.000%	
MuniWise Flex	\$10,065,043.82	2.400%	
Total	<u>\$42,115,969.33</u>		

MTD - Capital Reserve, Restricted, & Operating @ 04/30/26

	4/30/2026	4/30/2025
Capital Reserve -Budgeted (FY26 and FY25 Capital Budget)	\$23,565,750.00	\$25,311,500.00
Capital Reserve -Unbudgeted	\$21,847,719.10	\$21,783,106.10
Operating	-\$3,297,499.77	-\$354,380.41
Total	<u>\$42,115,969.33</u>	<u>\$46,740,225.69</u>

ORDINANCE NO. 2026-11
 BUDGET AND APPROPRIATION ORDINANCE OF THE
 CHAMPAIGN-URBANA MASS TRANSIT DISTRICT
 CHAMPAIGN COUNTY, ILLINOIS
 FOR THE FISCAL YEAR BEGINNING JULY 1, 2026 AND ENDING JUNE 30, 2027

WHEREAS, notice of a public hearing on the Tentative Budget and Appropriation Ordinance was given in the Champaign-Urbana News-Gazette on May 22, 2026, and
 WHEREAS, a public hearing was held upon Tentative Budget and Appropriation Ordinance on the 24th day of June, 2026

BE IT ORDAINED BY THE BOARD OF TRUSTEES OF THE CHAMPAIGN-URBANA MASS TRANSIT DISTRICT, Champaign County, Illinois, that:

Section 1. For the fiscal year ending June 30, 2027, the following sums of money are appropriated for the corporate purposes of the Champaign-Urbana Mass Transit District, Urbana, Illinois:

		AMOUNT APPROPRIATED	
1	OPERATIONS		
A	Wages		
	(1) Operators' Wages	\$16,250,000	
	(2) Supervisory Wages	2,800,000	
	(3) Clerical	300,000	
	Total	\$19,350,000	
B	Benefits		
	(1) FICA	\$1,700,000	
	(2) Illinois Municipal Retirement Fund	2,500,000	
	(3) Employee Health Insurance	5,050,000	
	(4) Worker's Compensation Insurance	425,000	
	(5) Unemployment Insurance	65,000	
	(6) Paid Leave (Sick Leave, Holidays, etc.)	2,235,000	
	(7) Uniform Allowance	85,000	
	(8) Early Retirement	100,000	
	(9) Other Benefits	45,000	
	Total	\$12,205,000	
C	Services		
	(1) Printing	\$55,000	
	(2) ADA Service	1,000,000	
	(3) Other	500,000	
	Total	\$1,555,000	

D	Supplies		
	(1) Fuel and Lubricants	\$2,500,000	
	(2) Fuel Tax - Urbana	45,000	
	(3) Tires and Tubes	230,000	
	(4) Small Equipment	10,000	
	(5) Other Material and Supplies	85,000	
	Total	<u> </u>	\$2,870,000
E	Miscellaneous		
	(1) Leased Equipment	\$355,000	
	(2) Other	10,000	
	Total	<u> </u>	\$365,000
	TOTAL -- OPERATIONS		\$36,345,000

2 MAINTENANCE

A	Wages		
	(1) Mechanics' Wages	\$2,150,000	
	(2) Service Personnel Wages	1,550,000	
	(3) Supervisory Wages	1,045,000	
	Total	<u> </u>	\$4,745,000
B	Benefits		
	(1) FICA	\$375,000	
	(2) Illinois Municipal Retirement Fund	525,000	
	(3) Employee Health Insurance	1,475,000	
	(4) Worker's Compensation Insurance	120,000	
	(5) Unemployment Insurance	15,000	
	(6) Paid Leave (Sick Leave, Holidays, etc.)	400,000	
	(7) Uniform Allowance	30,000	
	(8) Tool Allowance	25,000	
	(9) Early Retirement	50,000	
	(10) Other Benefits	346,000	
	Total	<u> </u>	\$3,361,000
C	Services		
	(1) Contract Maintenance	\$450,000	
	(2) Other Services	18,000	
	Total	<u> </u>	\$468,000

D	Materials / Supplies		
	(1) Fuel and Lubricants	\$250,000	
	(2) Garage Equipment Repairs	60,000	
	(3) Building / Ground Repairs	350,000	
	(4) Revenue Vehicle Repairs	2,150,000	
	(5) Service Vehicle Repairs	52,000	
	(6) Service Supplies	125,000	
	(7) Shop Tools and Equipment	90,000	
	(8) Passenger Shelter Repairs	120,000	
	(9) Other Material and Supplies	760,000	
	Total	<u>760,000</u>	\$3,957,000
E	Miscellaneous		
	(1) Leased Equipment	\$75,000	
	(2) Other	20,000	
	Total	<u>20,000</u>	\$95,000
	TOTAL -- MAINTENANCE		\$12,626,000

3 GENERAL ADMINISTRATION

A	Wages		
	(1) Administrative Salaries	\$2,260,000	
	(2) Clerical	700,000	
	Total	<u>700,000</u>	\$2,960,000
B	Benefits		
	(1) FICA	\$200,000	
	(2) Illinois Municipal Retirement Fund	260,000	
	(3) Employee Health Insurance	800,000	
	(4) Worker's Compensation Insurance	65,000	
	(5) Unemployment Insurance	7,000	
	(6) Early Retirement	5,000	
	(7) Other Benefits	57,000	
	Total	<u>57,000</u>	\$1,394,000
C	Services		
	(1) Professional & Technical Services	\$2,000,000	
	(2) Contract Maintenance	1,400,000	
	(3) Printing	5,000	
	(4) Other Services	50,000	
	Total	<u>50,000</u>	\$3,455,000
D	Supplies		
	(1) Office Supplies	\$18,000	
	(2) Equipment	225,000	
	(3) Building / Ground Repairs	125,000	
	Total	<u>125,000</u>	\$368,000

E	Utilities		
	(1)Utilities	\$1,000,000	
	Total		\$1,000,000
F	Insurance Premiums		
	(1) Illinois Public Transit Risk Management Association Premium Assessment	\$825,000	
	(2) Illinois Public Transit Risk Management Association Reserve Fund Assessment	740,000	
	(3) Physical Damage	240,000	
	(4) Recovery	-50,000	
	(5) Other	85,000	
	Total		\$1,840,000
G	Miscellaneous		
	(1) Dues and Subscriptions	\$100,000	
	(2) Travel and Meetings	125,000	
	(3) Public Information	225,000	
	(4) Trustee Compensation	8,000	
	(5) Postage	6,000	
	(6) Advertising Services	200,000	
	(7) Other Miscellaneous	66,000	
	(8) Leased Equipment	115,000	
	Total		\$845,000
	TOTAL -- GENERAL ADMINISTRATION		\$11,862,000

4 ILLINOIS TERMINAL

A	Wages		
	(1) Clerical	\$200,000	
	(2) Security	265,000	
	(3) Maintenance	205,000	
	(4) Overhead	315,000	
	Total		\$985,000
B	Benefits		
	(1) FICA	\$80,000	
	(2) Illinois Municipal Retirement Fund	100,000	
	(3) Employee Health Insurance	340,000	
	(4) Worker's Compensation Insurance	20,000	
	(5) Unemployment Insurance	6,000	
	(6) Paid Leave (Sick Leave, Holidays, etc.)	89,000	
	(7) Other Fringes	9,000	
	Total		\$644,000

C	Services		
	(1) Contract	\$40,000	
	(2) Professional & Technical Services	25,000	
	(3) Other	5,000	
	Total	<u>70,000</u>	\$70,000
D	Materials / Supplies		
	(1) Service Supplies	\$30,000	
	(2) Office Supplies	5,000	
	(3) Equipment	21,000	
	(4) Building and Grounds	145,000	
	Total	<u>201,000</u>	\$201,000
E	Utilities		
	(1) Utilities	\$175,000	
	Total	<u>175,000</u>	\$175,000
F	Miscellaneous		
	(1) Miscellaneous	\$15,000	
	Total	<u>15,000</u>	\$15,000
	TOTAL -- ILLINOIS TERMINAL		\$2,090,000
5	DEBT SERVICE AND INTEREST		\$4,575,000
6	INELIGIBLES		\$439,000
7	CAPITAL EXPENDITURES		
	(1) Shelters, Kiosks, Stops, & Associated Work	\$450,000	
	(2) Miscellaneous Facility Improvements	600,000	
	(3) Maintenance Shop Equipment	10,000	
	(4) Software Systems Upgrades/Procurements	100,000	
	(5) Computer and Server Upgrades/Procurements	275,000	
	(6) Architectural & Engineering Services	900,000	
	(7) Miscellaneous Fleet Equipment	800,000	
	TOTAL CAPITAL	<u>3,135,000</u>	\$3,135,000
	TOTAL APPROPRIATIONS		\$71,072,000

Said appropriation items shall constitute the budget for the District for said fiscal period.

In support of said budget and as a part thereof, the following statement is made under Section 3 of "The Illinois Municipal Law" approved July 12, 1957, as amended:

A.	EXPECTED CASH ON HAND AT BEGINNING OF FISCAL PERIOD		\$6,000,000
B.	ESTIMATED RECEIPTS		
(1)	Cash Receipts		
	a) Operating Revenue	\$9,668,000	
	b) Advertising Revenue	500,000	
	c) Interest Income	350,000	
		Total	\$10,518,000
(2)	Cash Receipts -- IDOT Downstate Operating Assistance Funds		\$53,998,400
(3)	Corporate Replacement Tax		\$225,000
(4)	Debt Service Local Match		\$895,000
(5)	Debt Service Federal Match		\$0
(6)	Estimated Receipts from Taxes to be Levied		
	a) General Levy	\$8,814,854	
	b) Social Security Levy	1,020,000	
	c) Illinois Municipal Retirement Fund Levy	1,600,000	
	d) Worker's Compensation	100,000	
	e) Liability Insurance and Claims Service and Claims	700,000	
	f) Unemployment Insurance	40,000	
	g) Auditing	25,146	
		Total	\$12,300,000
	TOTAL ESTIMATED RECEIPTS AND CASH ON HAND		\$83,936,400
	Estimated Transfer to / (from) Capital Reserve		\$5,864,400
C.	EXPECTED CASH ON HAND AT END OF YEAR		\$7,000,000

Section 2. This Ordinance shall be in full force and effect upon its passage.

Section 3. The Secretary of the Board of Trustees is directed to file the certified copy of this Ordinance with the County Clerk of Champaign County, Illinois.

This Ordinance is hereby approved by the affirmative vote, the "Ayes" and "Nays" being called, of a majority of the members of the Board of Trustees of the Champaign-Urbana Mass Transit District at a duly called Regular Meeting of the said Board of Trustees on the day of _____ pursuant to a roll call as follows:

AYES:

NAYS:

ABSTAIN:

ABSENT:

Approved by me this _____ day of _____.

Dick Barnes
Chair-Board of Trustees

ATTEST:

Katie Good, Secretary



Memo

Champaign-Urbana Mass Transit District (MTD)
1101 East University Avenue, Urbana, IL 61802
217.384.8188 | mtd.org

To Karl P. Gnadt, Managing Director
From Michelle Wright, Finance Director
Date May 27, 2026
Subject City of Urbana – Request for Letter of Support – Enterprise Zone Technical Correction

A. Introduction

The Urbana Enterprise Zone, established in 2016, provides incentives to support commercial and industrial development, including sales tax exemption on eligible construction materials and property tax abatements on the assessed value of improvements.

Property tax abatements are made possible through the participation of the following taxing bodies: City of Urbana, Urbana School District, Champaign County, Urbana Park District, Champaign-Urbana Mass Transit District (MTD), Parkland College, and Cunningham Township.

The expiration date for the Urbana Enterprise Zone is December 31, 2030. Available property tax abatements include five (5) year abatements for residential builds and five (5), six (6), or seven (7) year abatements for commercial builds. The current Enterprise Zone resolutions adopted by the participating taxing bodies state that property tax abatements “shall terminate upon the expiration of the Enterprise Zone designation.” As a result, abatements beginning in 2027 would not receive the full abatement amount.

To address this issue, the City of Urbana (City) is requesting that each participating taxing district amend its Enterprise Zone resolution to include the following language:

“The said real estate tax abatement shall remain in effect for the full term of the approved abatement, provided that the application for such abatement is received and approved prior to the expiration of the Enterprise Zone designation.”

In addition, the City is requesting each participating taxing district to submit a letter of support to the City confirming support for, and adoption of, the amended language. The City will submit a technical correction to the State of Illinois to align program language accordingly. The City will also apply for a ten (10) year extension of the Enterprise Zone.

B. Recommended Action

- Amend MTD’s Enterprise Zone resolution to include the following language:

“The said real estate tax abatement shall remain in effect for the full term of the approved abatement, provided that the application for such abatement is received and approved prior to the expiration of the Enterprise Zone designation.”
- Approve submission of a letter to the City supporting the technical correction to the Enterprise Zone Ordinance and 10-year extension of the Enterprise Zone

C. Prior Trustee Action

On October 29, 2014, the Board of Trustees approved Ordinance No. 14-4, Resolution to Authorize Property Tax Abatement for Residential, Commercial, and Industrial Property Improvements in the Urbana Enterprise Zone.

D. Summary

Supporting the amendment to the Enterprise Zone resolution and ten (10) year extension of the expiration date allows the full impact of the property tax abatements to encourage local development.

E. Background

Enterprise zones support economic development, leading to increased transit demand and expansion of the future tax base. Participating in the Enterprise Zone is an example of MTD’s commitment as an active community partner in local planning and economic development efforts.

May 14, 2026

City of Urbana
Attn: Hillary L. Ortiz, Enterprise Zone Administrator
400 S. Vine Street
Urbana, IL 61801

Dear Ms. Ortiz,

The **Champaign-Urbana Mass Transit District** submits this letter to formally confirm its support for the City of Urbana's proposed technical correction to the Enterprise Zone Ordinance and the corresponding resolutions adopted by participating taxing bodies.

To ensure that eligible applicants receive the full term of their approved property tax abatement, the **Champaign-Urbana Mass Transit District** supports amending its resolution to include the following language:

"The said real estate tax abatement shall remain in effect for the full term of the approved abatement, provided that the application for such abatement is received and approved prior to the expiration of the Enterprise Zone designation."

We further support the City of Urbana's submission of a technical correction to the State of Illinois to align program language across all participating entities, and we acknowledge and support the City's intent to apply for a 10-year extension of the Enterprise Zone.

We appreciate the opportunity to participate in this process and agree to proceed with adopting the amended language in accordance with the City's implementation timeline.

Sincerely,

Karl P. Gnad
Managing Director
Champaign-Urbana Mass Transit District

Cc: Olivia Jovine, Community Development Services Director



Memo

Champaign-Urbana Mass Transit District (MTD)
1101 East University Avenue, Urbana, IL 61802
217.384.8188 | mtd.org

To Karl P. Gnadt, Managing Director/CEO
From Josh Berbaum, Maintenance & Facilities Director
Date May 27, 2026
Subject Enterprise Asset Management Software Solution & Implementation Services Contract

A. Introduction

The District requires new Enterprise Asset Management (EAM) software and implementation services to update internal processes and gain operational efficiencies.

B. Recommended Action

Approval for the Managing Director to enter into a contract with Crowe, LLP for \$1,057,063 for EAM software and implementation services.

C. Prior Trustee Action

1. On October 29, 2025, the Board of Trustees authorized the Managing Director to enter into a contract with Crowe, LLP for \$1,571,945 for ERP software and implementation services as well as the authorization to amend the contract with Crowe, LLP for an amount not to exceed \$156,000 for up to three optional two-month extensions.
2. On January 31, 2024, the Board of Trustees authorized the Managing Director to enter into a contract with the Government Finance Officers Association (GFOA) for Enterprise Resource Planning (ERP) Consulting Services for an amount not to exceed \$350,000 with pro rata cost sharing from one or more of the following participating transit agencies based on services used:
 - a. MTD (Champaign-Urbana)
 - b. Connect Transit (Bloomington-Normal)
 - c. Rockford Mass Transit District (RMTD)
 - d. Rock Island County Metropolitan Mass Transit District (MetroLINK)

D. Summary

MTD's current EAM system, Avail/Fleet-Net, began implementation in 1995 and, despite updates, lacks the capabilities of modern platforms. Fleet-Net lacks the ability to support electronic inspections, instead requiring paper-based processes that are inefficient and prone to loss. Modifying maintenance checklists to accommodate our evolving fleet is also difficult in the current system. The software's limitations have also made it challenging for MTD to adhere to established maintenance schedules.

Upgrading to a new EAM is a strategic investment that will improve asset acquisition and set-up, work order processing, inventory management, and vehicle maintenance while supporting continued compliance with federal, state, and local regulations. The new system will also reduce reliance on manual processes and individual spreadsheets, which are time consuming and prone to error, allowing Staff to focus more on core responsibilities and service delivery.

Staff is requesting approval of the Crowe EAM solution and implementation services. Crowe's EAM solution will support proactive maintenance, enhanced data management and reporting, and will help maintain a state of good repair across MTD's fleet and facilities.

E. Background

MTD evaluated Crowe's proposed EAM solution as a comprehensive platform that integrates natively with MTD's Microsoft Dynamics 365 Enterprise Resource Planning (ERP) software, also acquired from Crowe, LLP in October 2025, and currently being implemented. While the ERP system is designed to manage financial, procurement, and administrative functions, the EAM system is specifically focused on supporting maintenance activities such as work orders, preventive maintenance, inventory, inspections, and asset management. The Crowe team demonstrated a low-risk, fixed-fee implementation approach supported by an experienced team aligned with MTD's operations. The EAM contract includes many of the same advantages that Crowe, LLP is bringing to the District's ERP implementation including dedicated project management, a flexible support model that leverages both Crowe and Microsoft resources, and additionally, shared ERP/EAM staffing for continuity and coordination between systems.

F. Alternatives – advantages/disadvantages

The advantages of implementing a new EAM have been discussed in the previous sections. The obvious disadvantages of implementing any new EAM system are cost and Staff time. Staff feel strongly that, while it will be a difficult and time-consuming transition, the benefits of modernizing our software and maintenance processes will greatly outweigh the cost of continuing to pay for and be limited by our current, outdated system.

G. Budget & Staffing Impacts

The cost of the Crowe contract is \$1,057,063 for EAM software and implementation services. This cost is eligible for reimbursement under the Illinois Downstate Operating Assistance Program (DOAP).



Champaign-Urbana Mass Transit District
1101 E University Ave, Urbana, IL 61802
217.384.8188 | mtd.org

To Karl P. Gnadt, Managing Director/CEO
From Victoria Carrington, Procurement Specialist
Date May 15, 2026
Subject Enterprise Asset Management Software Solution & Implementation Services Contract

In February 2024, MTD entered into an agreement with the Government Finance Officers Association (GFOA)'s Research & Consulting Center to assist in the procurement of an Enterprise Resource Planning (ERP) and Enterprise Asset Management (EAM) software solution and implementation services. In March 2024, building on the shared user community established through the legacy ERP system, MTD entered into an intergovernmental agreement (IGA) with Connect Transit, MetroLINK, and Rockford Mass Transit District (RMTD) to carry out a joint procurement. The goal of this joint procurement was to identify and procure modern software solutions that could potentially serve all four agencies, leveraging shared expertise, operational alignment, and economies of scale.

On December 16, 2024, MTD issued a Request for Proposals (RFP) for ERP and EAM solutions along with implementation services. The purpose of this RFP was to identify a qualified, responsive, and responsible vendor capable of successfully deploying ERP and EAM systems that improve internal efficiency, enhance data accuracy and visibility, streamline business processes across departments, and reduce reliance on manual and/or paper-based systems. The scope of functionality for the proposed ERP and EAM systems included modules for financial management, asset management, customer service, and human resources/payroll.

On February 17, 2025, MTD received four proposals in response to the RFP #2024-006. MTD conducted a no-bid survey with the list of potential vendors to inquire a) what factors influenced the vendor's decision to not submit a proposal and b) what changes or considerations to the RFP would encourage the vendor to submit a proposal in the future. The responses indicated that the procurement was restrictive due to the requirement for both ERP and EAM software to be proposed. As a result, none of the proposals received were reviewed and the procurement was cancelled. The participating agencies collectively agreed to proceed with an ERP procurement first, followed by a separate solicitation for an EAM solution.

On March 24, 2025, MTD issued an RFP for an ERP solution and implementation services, in collaboration with the other agencies. The scope of functionality for the proposed ERP system includes modules for financial management, customer service, and human resources/payroll. In



September 2025, MTD selected Crowe, LLP and Microsoft Dynamics 365 ERP solution for contract award and began implementation of the ERP in March 2026.

Despite the initial intent to procure a common solution across all agencies, on December 1, 2025, MTD issued an RFP for an EAM solution and implementation services, independent of the other agencies. The scope of functionality for the proposed EAM system includes modules for asset acquisition and set-up, work orders, inventory, and vehicle maintenance.

An Evaluation Committee was formed to include relevant MTD staff to review and score the proposals received in response to the RFP. The Evaluation Committee consisted of Josh Berbaum, Maintenance & Facilities Director; Michelle Wright, Finance Director; Ryan Blackman, Technology Services Director; Michael Downen, Maintenance Supervisor; and Zackary Wingler, Vehicle Technology Specialist.

On February 9, 2026, MTD received nine proposals in response to the RFP #2025-008. The firms that submitted proposals and the EAM solutions they proposed are listed in Table 1.

Table 1: Responding Firms & Proposed EAM Solutions

Responding Firm	Proposed EAM Solution
Andromeda Systems, Inc.	Opti EAM
Crowe, LLP	Microsoft Dynamics 365
EAM Solutions, LLC	Hexagon EAM
Iteris, Inc.	ClearAsset
MaintStar, Inc.	MaintStar EAMS
OpenGov	OpenGov EAM
Railroad Software	Zedas AM
Spare Labs, Inc.	Spare EAM
Trapeze Software Group, Inc.	Trapeze EAM

The nine proposals were shared with the Evaluation Committee for independent review and scoring based on the criteria and possible points listed in Table 2. On March 5, 2025, the Evaluation Committee convened to discuss their evaluations and review the scoring outcomes. Table 2 shows evaluation scores averaged by category for each proposer and then aggregated to calculate the overall scores for each proposal. It is important to clarify that proposal scores



serve as a guiding tool in the evaluation process, but they do not solely determine whether a proposal advances at any stage.

Table 2: Proposal Evaluation Scores

Criteria (Possible Points)	Crowe	Trapeze	MaintStar	Iteris	Spare	EAM Solutions	ASI	OpenGov	Railroad
Software Functionality (25)	16	21	20	19	16	15	16	14	14
Implementation Approach & Methodology (20)	17	17	15	14	14	12	15	11	11
Qualifications & Experience (15)	12	14	11	10	8	11	8	9	6
Technology/ Architecture (15)	12	10	11	10	9	8	9	9	8
Support, Maintenance, & Training (15)	11	13	10	9	8	7	8	8	9
Cost (10)	8	0	6	6	9	9	5	5	6
TOTAL (100)	76	75	73	68	64	62	61	56	54

Based on proposal scores and detailed discussions, the Committee agreed to elevate the top three-ranked proposals to the Demonstration Phase. Three firms were selected to advance: Crowe, MaintStar, and Trapeze.

The Demonstration Phase was evaluated based on the criteria listed in Table 3, providing the Evaluation Committee with the opportunity to assess each software solution’s functionality, usability, and alignment with MTD’s operational needs. Demonstration presentations were scored accordingly, and Table 3 presents the scores averaged by category for each proposer and aggregated to calculate overall Demonstration Phase scores.



Table 3: Demonstration Evaluation Criteria

Criteria (Possible Points)	Trapeze	Crowe	MaintStar
Functional Demonstration (30)	26	24	23
Reporting & Dashboard (20)	16	16	14
Usability/User Experience (20)	17	16	15
Integration Proof/Flexibility (10)	7	9	7
Proposer Support During Demonstration (10)	10	10	8
References (10)	9	8	7
TOTAL (100)	85	83	74

On April 8, 2026, the Evaluation Committee convened to discuss their evaluations and discuss which solutions should be elevated to the final Discovery Phase of the selection process. Below is a summary of these discussions:

- Trapeze EAM is an established, transit-specific maintenance solution with strong out-of-the-box alignment with MTD’s operations, particularly in work orders, preventative and predictive maintenance, inventory, and warranty and parts management, including features such as the “3 Cs” (Condition, Cause, and Correction). Reporting and role-based portals were noted as strengths, supported by Power BI and robust APIs. Evaluators expressed concerns regarding integration cost clarity, a dated and complex user interface, accessibility compliance, long-term usability, and overall cost relative to the user experience.
- Crowe’s proposed EAM solution is a comprehensive solution featuring native integration with MTD’s existing D365 ERP, reducing interface complexity and risk. Conversations highlighted broad functionality across asset management, work orders, preventive maintenance, inventory, purchasing, and reporting, with strong Power BI and NTD-based reporting capabilities and a familiar interface for Microsoft users. Drawbacks include the product not being exclusively purpose-built for a transit maintenance application and some missing but important maintenance functionality that could require additional configuration.
- The MaintStar EAMS solution is an inclusive, fleet-oriented software with strong core functionality and a simple, accessible user interface. Strengths included asset lifecycle management, condition ratings, preventive maintenance, inventory, work orders, mobile



capabilities, and open APIs. Concerns included reporting constraints, limited transit industry references, potential overlap with ERP functions, and the solution’s orientation toward general fleet management rather than transit-specific operations.

As a result of the discussion, the Evaluation Committee advanced Crowe and Trapeze to the Discovery Phase, to obtain additional information and a more refined scope of work. Crowe and Trapeze each had one day to clarify evaluator questions and discuss implementation details with the Committee. Discovery presentations were scored based on the criteria listed in Table 4, which presents the scores averaged by category for each proposer and aggregated to calculate overall Discovery Phase scores.

Table 4: Demonstration Evaluation Scores

Criteria (Possible Points)	Crowe	Trapeze
Implementation Interview, Fit, & Culture (40)	37	25
Responses to the Request for Clarification (RFC) Letter (40)	37	21
Ongoing Support (20)	16	14
TOTAL (100)	90	60

On May 4, 2026, the Evaluation Committee convened to review final scores, discuss findings, and make a recommendation for award. Below is a summary of these discussions:

Crowe, LLP

- Demonstrated a low-risk, well-defined, fixed-fee implementation approach with an experienced, knowledgeable, and personable team aligned with MTD operations, organizational culture, and the ERP implementation. Full-time project management and shared ERP/EAM resources ensure continuity and accountability.
- Provided clear, complete, and credible responses, supported by live demonstrations, detailed implementation planning, and proactively addressed pricing through cost-reduction strategies.
- Proposed a flexible and scalable support model leveraging both Crowe and Microsoft resources, including post-go-live support and access to Microsoft training and support resources. Continuity of staff and shared ERP/EAM architecture support long-term sustainability.



Trapeze Group

Champaign-Urbana Mass Transit District
1101 E University Ave, Urbana, IL 61802
217.384.8188 | mtd.org

- Demonstrated a transit-specific solution that fits maintenances’ needs. Concerns of implementation readiness were raised due to lack of on-site presence during session, limited preparedness, limited project manager availability, and significant demands on MTD staff during the overlap of ERP and EAM implementations.
- Responses addressed several requirements. Concerns emerged related to lack of depth and completeness of responses including limited demonstration of requested items, lack of clarity around peer-asset pricing and incremental costs, and incomplete alignment with MTD requirements for accessibility compliance.
- First-party support model, including post-go-live support and user resources , were viewed positively. Limited experience integrating with D365 and reliance on MTD-managed integrations raised long-term support and sustainability concerns.

Table 5 presents a summary of the overall scores assigned for each evaluation phase for each of the final two proposers, though it is important to reiterate that the final selection was informed by, rather than determined by, cumulative scores.

Table 5: Overall Evaluation Scores

Evaluation Phase (Possible Points)	Crowe	Trapeze
Proposals (100)	76	75
Demonstrations (100)	83	85
Discovery (100)	90	60
Total (300)	249	220

Following the identification of the preferred proposer, MTD requested a Best and Final Offer (BAFO) from that proposer prior to making a final award recommendation. The BAFO request included any updates or clarifications to the original pricing based on feedback from demonstrations, implementation discussions, and any refinement of the project scope.

After reviewing the BAFO, it was determined that Crowe, LLP’s solution and implementation approach best align with the specific needs of MTD. MTD staff have unanimously selected Crowe, LLP and Microsoft Dynamics 365 EAM solution for recommendation of contract award.



Memo

Champaign-Urbana Mass Transit District (MTD)
1101 East University Avenue, Urbana, IL 61802
217.384.8188 | mtd.org

To Karl Gnadt, Managing Director/CEO
From Ashlee McLaughlin, External Affairs Director
Date May 27, 2026
Subject Resolution 2026-9, Low or No Emission Grant for Eight 40-foot Diesel-Electric Hybrid Buses

A. Introduction

The District intends to apply for funding through the Federal Transit Administration's (FTA) Low or No Emission Grant Program to procure eight replacement 40-foot diesel-electric hybrid buses.

B. Recommended Action

Staff recommends that the Board adopt Resolution No. 2026-9, affirming the District's commitment to provide the necessary local funding for this project.

C. Prior Trustee Action

- On February 25, 2026, the Board of Trustees provided approval to utilize federal funding and MTD capital reserve funding to purchase eight 40-foot diesel-electric hybrid buses to replace eight 2013 40-foot diesel-electric hybrid buses for \$9,505,763.

D. Summary

MTD submitted a purchase order to New Flyer for eight replacement 40-foot diesel-electric hybrid buses after receiving board approval for the procurement in February. The District committed 5307 formula funding to cover 80 percent (\$7,604,610) of the total cost and local capital reserve funds to cover the remaining 20 percent (\$1,901,153). Staff intends to apply for Low or No Emission Grant funds to cover up to 85 percent of this procurement, which is the maximum funding request allowed by the grant. If a Low or No Emission award is received, any 5307 formula funds that are no longer needed for this procurement can be applied to other District needs.

The grant's Notice of Funding Opportunity (NOFO) has not yet been released, but it is expected to be released at any time. This resolution committing local matching funds allows Staff to be

ready for the application process when it opens. Although a purchase order has been submitted for these buses, they are not scheduled to start production until the third quarter of 2027, allowing plenty of time to pursue and apply Low or No Emission grant funds if awarded.

E. Background

The Low or No Emission competitive program provides funding to state and local governmental authorities for the purchase of zero-emission and low-emission transit buses. Funding is allocated to projects on a competitive basis, from applications submitted to FTA in response to a Notice of Funding Opportunity (NOFO).

F. Alternatives – advantages/disadvantages

1. Passing Resolution No. 2026-9 demonstrates the District’s financial commitment to this project, strengthening the grant application.
2. Failure to pass Resolution No. 2026-9 gives the District’s grant application a disadvantage as there is no better way to signify commitment of support and local funds.

G. Budget & Staffing Impacts

The total cost for the eight replacement buses is \$9,505,763. The anticipated federal funding request will be \$8,079,899 (at 85 percent) and the local match of \$1,425,864 (at 15 percent).

RESOLUTION NO. 2026-9

A RESOLUTION COMMITTING LOCAL COST SHARE TO FTA LOW-NO GRANT PROGRAM

WHEREAS, the Federal Transit Administrator has been delegated the authority to award federal financial assistance for a transportation project;

WHEREAS, the grant or cooperative agreement for federal financial assistance will impose certain obligations upon the applicant, and may require the applicant to provide the local share of the project cost;

WHEREAS, the applicant has or will provide all annual certifications and assurances to the Federal Transit Administration required for the project;

WHEREAS, the District is financially committed to the local share of the District's 2026 FTA Low or No Emission Grant Program grant application for procurement of eight 40-ft hybrid electric buses.

NOW, THEREFORE, BE IT RESOLVED by the Board of Trustees of the Champaign-Urbana Mass Transit District that:

1. That Karl P. Gnad, Managing Director of the Champaign-Urbana Mass Transit District, is authorized to execute and file an application for federal assistance on behalf of the Champaign-Urbana Mass Transit District with the Federal Transit Administration for federal assistance authorized by 49 U.S.C. Chapter 53, title 23, United States Code, or other federal statutes authorizing a project administered by the Federal Transit Administration.
2. That Karl P. Gnad, Managing Director of the Champaign-Urbana Mass Transit District, is authorized to execute and file with its applications the annual certifications and assurances and other documents the Federal Transportation Administration requires before awarding a federal assistance grant or cooperative agreement.
3. That Karl P. Gnad, Managing Director of the Champaign-Urbana Mass Transit District, is authorized to execute grant and cooperative agreements with the DOT on behalf of the Champaign-Urbana Mass Transit District.
4. The Board of Trustees hereby authorizes local funds up to 20 percent of the total project cost to be committed to the District's 2026 FTA Low or No Emission Grant Program application for procurement of eight 40-ft hybrid electric buses.

This Resolution is hereby passed by the affirmative vote, the "Ayes" and "Nays" being called, of a majority of the members of the Board of Trustees of the Champaign-Urbana Mass Transit District at a duly called regular meeting of the said Board of Trustees on the 27th day of May, 2026.

Ayes: _____

Nays: _____

Abstention: _____

CHAMPAIGN-URBANA MASS TRANSIT DISTRICT,

BY: _____

Dick Barnes, Chair

APPROVED by the Board of Trustees of the Champaign-Urbana Mass Transit District
this 27th day of May 2026.

CHAMPAIGN-URBANA MASS TRANSIT DISTRICT,

BY: _____

Katie M. Good, Secretary



Memo

Champaign-Urbana Mass Transit District (MTD)
1101 East University Avenue, Urbana, IL 61802
217.384.8188 | mtd.org

To Karl Gnadt, Managing Director/CEO
From Ashlee McLaughlin, External Affairs Director
Date May 27, 2026
Subject Resolution 2026-10, Buses and Bus Facilities Grant for Construction of a Maintenance Annex in Urbana

A. Introduction

The District intends to apply for funding through the Federal Transit Administration's (FTA) Buses and Bus Facilities grant program to construct a Maintenance Annex which would include a body shop and vehicle storage at 1209, 1211, and 1213 E University Avenue in Urbana.

B. Recommended Action

Staff recommends that the Board adopt Resolution No. 2026-10, affirming the District's commitment to provide the necessary local funding for this project.

C. Prior Trustee Action

- On March 29, 2023, the Board of Trustees provided approval to adopt Resolution No. 2023-3, affirming the District's commitment to provide the necessary local funding for this project as part of the 2023 Buses and Bus Facilities grant program.
- On January 25, 2023 the Board of Trustees approved a purchase agreement for 1209, 1211, and 1213 East University Avenue in Urbana.

D. Summary

The District is seeking federal assistance to construct a body shop and indoor vehicle storage facility at 1209, 1211, and 1213 East University Avenue in Urbana, adjacent to the existing CDL Training Center. The facility would replace the existing body shop, which is currently inadequate to fully serve the bus fleet and contracted services. The new facility would also provide indoor storage for the District's van fleet and other vehicles.

The total project cost estimate is \$30 million based on similar facilities of this size and function. The Buses and Bus Facilities grant program allows funding requests for up to 80 percent of the total project cost.

The grant's Notice of Funding Opportunity has not yet been released, but it is expected to be released at any time. This resolution committing local matching funds allows Staff to be ready for the application process when it opens.

E. Background

The Grants for Buses and Bus Facilities competitive grant program makes federal resources available to states and direct funding recipients to construct bus-related facilities. MTD submitted applications for the same project to the same grant program in 2022 and 2023, but the applications were not awarded funding.

F. Alternatives – advantages/disadvantages

1. Passing Resolution No. 2026-10 demonstrates the District's financial commitment to this project, strengthening the grant application.
2. Failure to pass Resolution No. 2026-10 gives the District's grant application a disadvantage as there is no better way to signify commitment of support and local funds.

G. Budget & Staffing Impacts

Staff estimates a total project cost of \$30 million for the construction of the proposed facility. The anticipated federal funding request will be \$24 million (80 percent) with a local match of \$6 million (20 percent).

RESOLUTION NO. 2026-10

A RESOLUTION COMMITTING LOCAL COST SHARE TO FTA BUSES AND BUS FACILITIES GRANT PROGRAM

WHEREAS, the Federal Transit Administrator has been delegated the authority to award federal financial assistance for a transportation project;

WHEREAS, the grant or cooperative agreement for federal financial assistance will impose certain obligations upon the applicant, and may require the applicant to provide the local share of the project cost;

WHEREAS, the applicant has or will provide all annual certifications and assurances to the Federal Transit Administration required for the project;

WHEREAS, the District is financially committed to the local share of the District's 2026 FTA Buses and Bus Facilities Grant Program grant application for funding to construct a Maintenance Annex at 1209 E University Avenue in Urbana.

NOW, THEREFORE, BE IT RESOLVED by the Board of Trustees of the Champaign-Urbana Mass Transit District that:

1. That Karl P. Gnad, Managing Director of the Champaign-Urbana Mass Transit District, is authorized to execute and file an application for federal assistance on behalf of the Champaign-Urbana Mass Transit District with the Federal Transit Administration for federal assistance authorized by 49 U.S.C. Chapter 53, title 23, United States Code, or other federal statutes authorizing a project administered by the Federal Transit Administration.
2. That Karl P. Gnad, Managing Director of the Champaign-Urbana Mass Transit District, is authorized to execute and file with its applications the annual certifications and assurances and other documents the Federal Transportation Administration requires before awarding a federal assistance grant or cooperative agreement.
3. That Karl P. Gnad, Managing Director of the Champaign-Urbana Mass Transit District, is authorized to execute grant and cooperative agreements with the DOT on behalf of the Champaign-Urbana Mass Transit District.
4. The Board of Trustees hereby authorizes local funds up to 20 percent of the total project cost to be committed to the District's 2026 FTA Buses and Bus Facilities Grant Program application for funding to construct a Maintenance Annex at 1209 E University Avenue in Urbana.

This Resolution is hereby passed by the affirmative vote, the "Ayes" and "Nays" being called, of a majority of the members of the Board of Trustees of the Champaign-Urbana Mass

Transit District at a duly called regular meeting of the said Board of Trustees on the 27th day of May, 2026.

Ayes: _____

Nays: _____

Abstention: _____

CHAMPAIGN-URBANA MASS TRANSIT DISTRICT,

BY: _____

Dick Barnes, Chair

APPROVED by the Board of Trustees of the Champaign-Urbana Mass Transit District
this 27th day of May 2026.

CHAMPAIGN-URBANA MASS TRANSIT DISTRICT,

BY: _____

Katie M. Good, Secretary



Memo

Champaign-Urbana Mass Transit District (MTD)
1101 East University Avenue, Urbana, IL 61802
217.384.8188 | mtd.org

To Karl Gnadt, Managing Director/CEO
From Ashlee McLaughlin, External Affairs Director
Date May 27, 2026
Subject Resolution 2026-11, Buses and Bus Facilities Grant for Construction of a Bus Transfer Center in Urbana

A. Introduction

The District intends to apply for funding through the Federal Transit Administration’s (FTA) Buses and Bus Facilities grant program to construct a transit transfer station at 108 E Water Street in downtown Urbana.

B. Recommended Action

Staff recommends that the Board adopt Resolution No. 2026-11, affirming the District’s commitment to provide the necessary local funding for this project.

C. Prior Trustee Action

- On January 28, 2026, the Board of Trustees provided approval to adopt Resolution No. 2026-4, affirming the District’s commitment to provide the necessary local funding for this project as part of the U.S. Department of Transportation (DOT) Better Utilizing Investments to Leverage Development (BUILD) Grant Program.

D. Summary

MTD proposes to construct a new centrally located transit transfer facility, up to three levels high, that will provide opportunities for long term leases for local government stakeholders and/or public sector condominiums and encourage redevelopment and investment on adjacent parcels. The project property is owned by the City of Urbana. An environmental review was completed and approved by the FTA on April 30, 2026, in compliance with National Environmental Policy Act (NEPA). MTD’s Buses and Bus Facilities application will request funding for the construction of this facility.

The grant funding request will be based on construction costs for similar facilities of this size and function. HDR, Inc., assisted with preparation of the cost estimates and benefit cost

calculations for the funding application. The estimated cost for 2027 construction is \$32 million. The Buses and Bus Facilities grant program allows funding requests for up to 80 percent of the total project cost.

The grant's Notice of Funding Opportunity has not yet been released, but it is expected to be released at any time. This resolution committing local matching funds allows Staff to be ready for the application process when it opens.

E. Background

Though the Board of Trustees adopted a resolution in support of a 2026 U.S. DOT BUILD application for this project, MTD did not ultimately submit the application due to emerging uncertainty about the project site. The Urbana Historic Preservation Commission is currently considering an application to designate the Urbana Civic Center at 108 E. Water Street as a local historic landmark, which could significantly impact development options on the site. A public hearing on the application is scheduled for June 3, 2026. If the Historic Preservation Commission votes in favor of landmark status, the issue will be advanced to the City, as the owner of the property, to be voted on by City Council.

If the Urbana City Council votes against landmark status, MTD Staff intend to submit a Buses and Bus Facilities grant application for the construction of a bus transfer facility on the site.

If the Urbana City Council votes in favor of landmark status for the building, or if the vote hasn't taken place by the time grant applications are due, MTD will not submit a grant application for the project to avoid the risk of receiving an award that can't be used for its intended purpose.

F. Alternatives – advantages/disadvantages

1. Passing Resolution No. 2026-11 demonstrates the District's financial commitment to this project, strengthening the grant application.
2. Failure to pass Resolution No. 2026-11 gives the District's grant application a disadvantage as there is no better way to signify commitment of support and local funds.

G. Budget & Staffing Impacts

Staff estimates a total project cost of \$32 million for the construction of the proposed facility. The anticipated federal funding request will be \$25.6 million (80 percent) with a local match of \$6.4 million (20 percent).

RESOLUTION NO. 2026-11

A RESOLUTION COMMITTING LOCAL COST SHARE TO FTA BUSES AND BUS FACILITIES GRANT PROGRAM

WHEREAS, the Federal Transit Administrator has been delegated the authority to award federal financial assistance for a transportation project;

WHEREAS, the grant or cooperative agreement for federal financial assistance will impose certain obligations upon the applicant, and may require the applicant to provide the local share of the project cost;

WHEREAS, the applicant has or will provide all annual certifications and assurances to the Federal Transit Administration required for the project;

WHEREAS, the District is financially committed to the local share of the District's 2026 FTA Buses and Bus Facilities Grant Program grant application for funding to construct a transit transfer station in downtown Urbana.

NOW, THEREFORE, BE IT RESOLVED by the Board of Trustees of the Champaign-Urbana Mass Transit District that:

1. That Karl P. Gnadl, Managing Director of the Champaign-Urbana Mass Transit District, is authorized to execute and file an application for federal assistance on behalf of the Champaign-Urbana Mass Transit District with the Federal Transit Administration for federal assistance authorized by 49 U.S.C. Chapter 53, title 23, United States Code, or other federal statutes authorizing a project administered by the Federal Transit Administration.
2. That Karl P. Gnadl, Managing Director of the Champaign-Urbana Mass Transit District, is authorized to execute and file with its applications the annual certifications and assurances and other documents the Federal Transportation Administration requires before awarding a federal assistance grant or cooperative agreement.
3. That Karl P. Gnadl, Managing Director of the Champaign-Urbana Mass Transit District, is authorized to execute grant and cooperative agreements with the DOT on behalf of the Champaign-Urbana Mass Transit District.
4. The Board of Trustees hereby authorizes local funds up to 20 percent of the total project cost to be committed to the District's 2026 FTA Buses and Bus Facilities Grant Program application for funding to construct a transit transfer station in downtown Urbana.

This Resolution is hereby passed by the affirmative vote, the "Ayes" and "Nays" being called, of a majority of the members of the Board of Trustees of the Champaign-Urbana Mass Transit District at a duly called regular meeting of the said Board of Trustees on the 27th day of May, 2026.

Ayes: _____

Nays: _____

Abstention: _____

CHAMPAIGN-URBANA MASS TRANSIT DISTRICT,

BY: _____

Dick Barnes, Chair

APPROVED by the Board of Trustees of the Champaign-Urbana Mass Transit District
this 27th day of May 2026.

CHAMPAIGN-URBANA MASS TRANSIT DISTRICT,

BY: _____

Katie M. Good, Secretary